

November 07, 2025

RE: Wellington Village - Approvals
LB Project № 0100062928
Building Logistics Analysis Support Letter

Dear Village of Wellington Review Team,

Lerch Bates has been working with the Elkus Manfredi Architects to complete a detailed assessment of the planned loading dock spaces and service areas for each zone / group of buildings within the development. The analysis includes all retail, food and beverage, residential, hotel, and event program components. The study evaluates anticipated operational demand, delivery frequencies, vehicle types, tenant mix, and back-of-house circulation needs. Based on the latest review, the proposed loading dock space / area quantities are sufficient to support daily operations without adverse impact to on-site circulation. As the project progresses and tenant requirements continue to develop, Lerch Bates will update the analysis and coordinate with the design team to confirm that the planned loading accommodations continue to meet capacity needs.

In addition, a development-wide waste generation analysis has been performed to confirm that projected municipal solid waste and cardboard volumes can be adequately managed within the localized waste storage and handling areas planned in each zone, in conjunction with a centralized waste collection strategy currently being evaluated. Under this approach, most municipal solid waste and cardboard generated throughout the village will be transported from localized storage areas to a central waste collection building, allowing waste haulers to access a single controlled location and minimizing waste truck movement throughout the site. A few zones—specifically those containing hotel, event, or grocery uses—are anticipated to require direct hauler access due to higher waste generation rates. This analysis will also be updated as the project progresses, and the program of each building / tenant is updated.

As summarized in the attached documentation, the proposed loading dock space /area quantities support safe and efficient operations. The waste volume and container quantity analysis based on the program received in October is also included. We respectfully submit this information in support of the proposed loading dock plan and waste management strategy.

Best Regards,

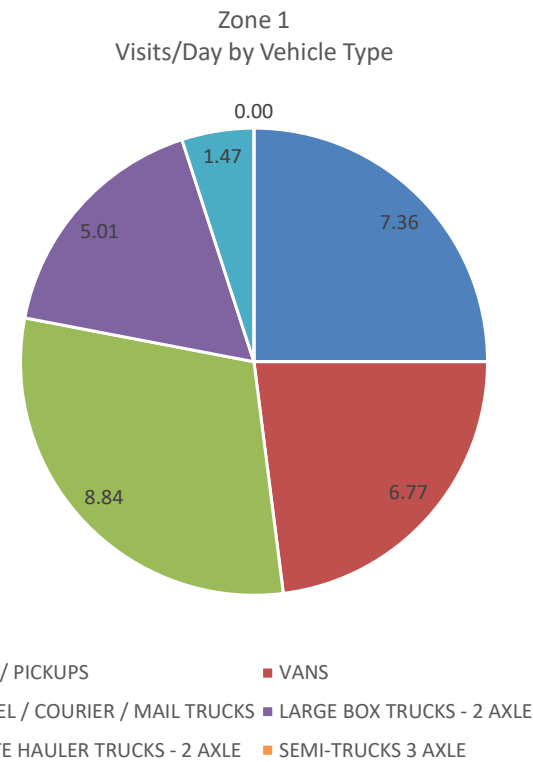


Prepared by:

Alejandra Palacios
Consultant
9780 South Meridian Boulevard
Suite 450
Englewood, Colorado 80112
Alejandra.Palacios@LerchBates.com
720.908.0543

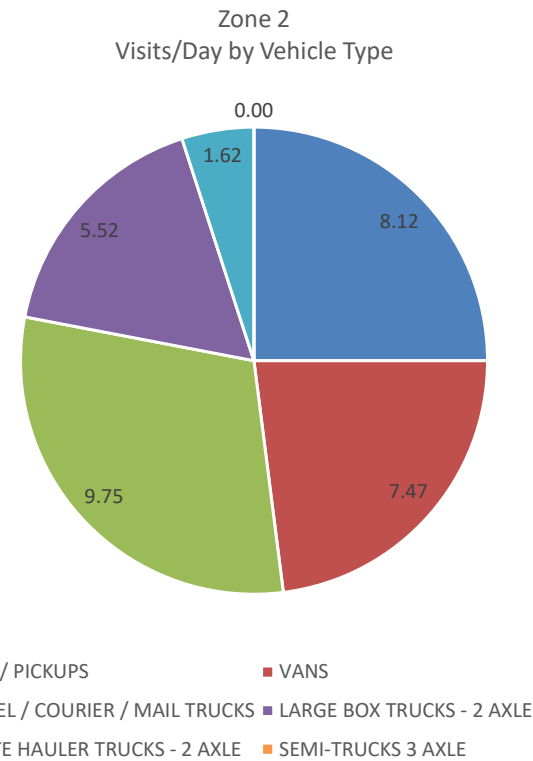
SERVICE VEHICLE ACTIVITY BY VEHICLE TYPE		
% / DAY	VEHICLE TYPE	VISITS/DAY
25%	CARS / PICKUPS	7.36
23%	VANS	6.77
30%	PARCEL / COURIER / MAIL TRUCKS	8.84
17%	LARGE BOX TRUCKS - 2 AXLE	5.01
5%	WASTE HAULER TRUCKS - 2 AXLE	1.47
0%	SEMI-TRUCKS 3 AXLE	0.00
TOTAL		29.45

ZONE 1	
TOTAL BAYS	2
TOTAL TRIPS / DAY	30



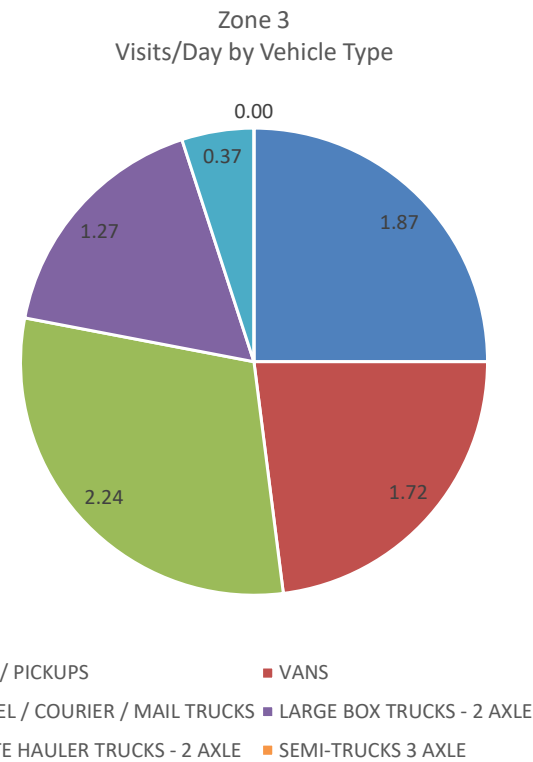
SERVICE VEHICLE ACTIVITY BY VEHICLE TYPE		
% / DAY	VEHICLE TYPE	VISITS/DAY
25%	CARS / PICKUPS	8.12
23%	VANS	7.47
30%	PARCEL / COURIER / MAIL TRUCKS	9.75
17%	LARGE BOX TRUCKS - 2 AXLE	5.52
5%	WASTE HAULER TRUCKS - 2 AXLE	1.62
0%	SEMI-TRUCKS 3 AXLE	0.00
TOTAL		32.49

ZONE 2	
TOTAL BAYS	2.00
TOTAL TRIPS / DAY	33



SERVICE VEHICLE ACTIVITY BY VEHICLE TYPE		
% / DAY	VEHICLE TYPE	VISITS/DAY
25%	CARS / PICKUPS	1.87
23%	VANS	1.72
30%	PARCEL / COURIER / MAIL TRUCKS	2.24
17%	LARGE BOX TRUCKS - 2 AXLE	1.27
5%	WASTE HAULER TRUCKS - 2 AXLE	0.37
0%	SEMI-TRUCKS 3 AXLE	0.00
TOTAL		7.48

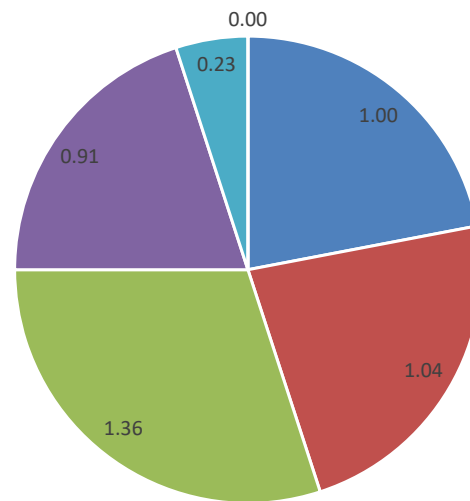
ZONE 3	
TOTAL BAYS	2.00
TOTAL TRIPS / DAY	8



SERVICE VEHICLE ACTIVITY BY VEHICLE TYPE		
% / DAY	VEHICLE TYPE	VISITS/DAY
22%	CARS / PICKUPS	1.00
23%	VANS	1.04
30%	PARCEL / COURIER / MAIL TRUCKS	1.36
20%	LARGE BOX TRUCKS - 2 AXLE	0.91
5%	WASTE HAULER TRUCKS - 2 AXLE	0.23
0%	SEMI-TRUCKS 3 AXLE	0.00
TOTAL		4.54

ZONE 4	
TOTAL BAYS	2.00
TOTAL TRIPS / DAY	5

Zone 4
Visits/Day by Vehicle Type

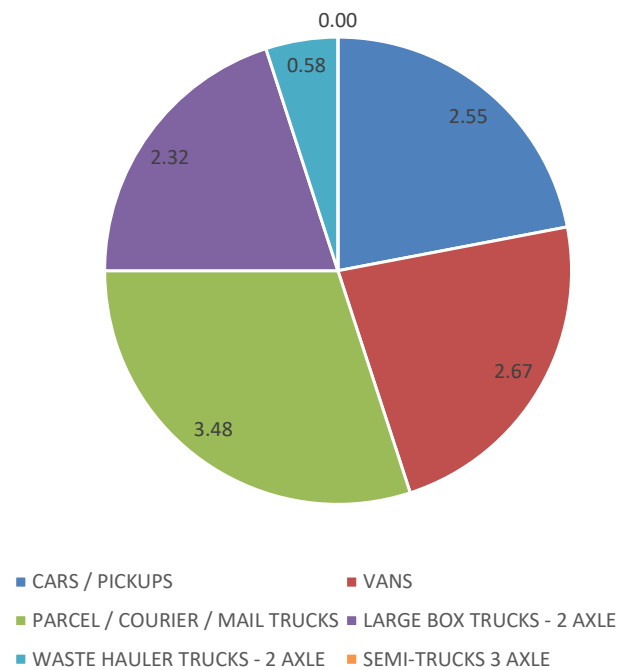


■ CARS / PICKUPS
 ■ VANS
■ PARCEL / COURIER / MAIL TRUCKS
 ■ LARGE BOX TRUCKS - 2 AXLE
■ WASTE HAULER TRUCKS - 2 AXLE
 ■ SEMI-TRUCKS 3 AXLE

SERVICE VEHICLE ACTIVITY BY VEHICLE TYPE		
% / DAY	VEHICLE TYPE	VISITS/DAY
22%	CARS / PICKUPS	2.55
23%	VANS	2.67
30%	PARCEL / COURIER / MAIL TRUCKS	3.48
20%	LARGE BOX TRUCKS - 2 AXLE	2.32
5%	WASTE HAULER TRUCKS - 2 AXLE	0.58
0%	SEMI-TRUCKS 3 AXLE	0.00
TOTAL		11.61

ZONE 5	
TOTAL BAYS	2.00
TOTAL TRIPS / DAY	12

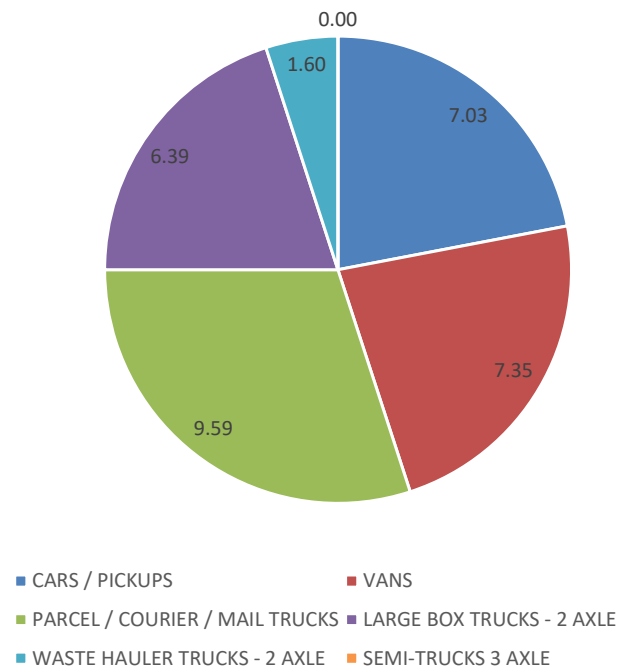
Zone 5
Visits/Day by Vehicle Type



SERVICE VEHICLE ACTIVITY BY VEHICLE TYPE		
% / DAY	VEHICLE TYPE	VISITS/DAY
22%	CARS / PICKUPS	7.03
23%	VANS	7.35
30%	PARCEL / COURIER / MAIL TRUCKS	9.59
20%	LARGE BOX TRUCKS - 2 AXLE	6.39
5%	WASTE HAULER TRUCKS - 2 AXLE	1.60
0%	SEMI-TRUCKS 3 AXLE	0.00
TOTAL		31.96

ZONE 6	
TOTAL BAYS	2.00
TOTAL TRIPS / DAY	32

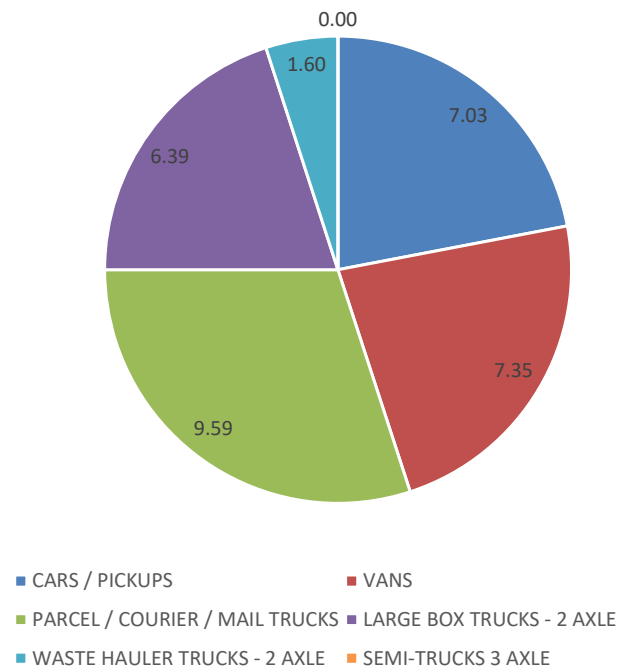
Zone 6
Visits/Day by Vehicle Type



SERVICE VEHICLE ACTIVITY BY VEHICLE TYPE		
% / DAY	VEHICLE TYPE	VISITS/DAY
22%	CARS / PICKUPS	7.03
23%	VANS	7.35
30%	PARCEL / COURIER / MAIL TRUCKS	9.59
20%	LARGE BOX TRUCKS - 2 AXLE	6.39
5%	WASTE HAULER TRUCKS - 2 AXLE	1.60
0%	SEMI-TRUCKS 3 AXLE	0.00
TOTAL		31.96

ZONE 7	
TOTAL BAYS	2.00
TOTAL TRIPS / DAY	32

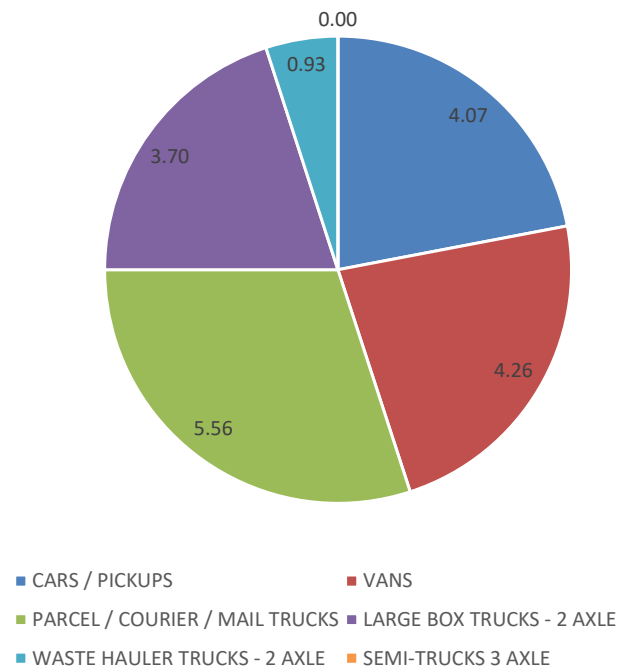
Zone 7
Visits/Day by Vehicle Type



SERVICE VEHICLE ACTIVITY BY VEHICLE TYPE		
% / DAY	VEHICLE TYPE	VISITS/DAY
22%	CARS / PICKUPS	4.07
23%	VANS	4.26
30%	PARCEL / COURIER / MAIL TRUCKS	5.56
20%	LARGE BOX TRUCKS - 2 AXLE	3.70
5%	WASTE HAULER TRUCKS - 2 AXLE	0.93
0%	SEMI-TRUCKS 3 AXLE	0.00
TOTAL		18.52

ZONE 8	
TOTAL BAYS	2.00
TOTAL TRIPS / DAY	19

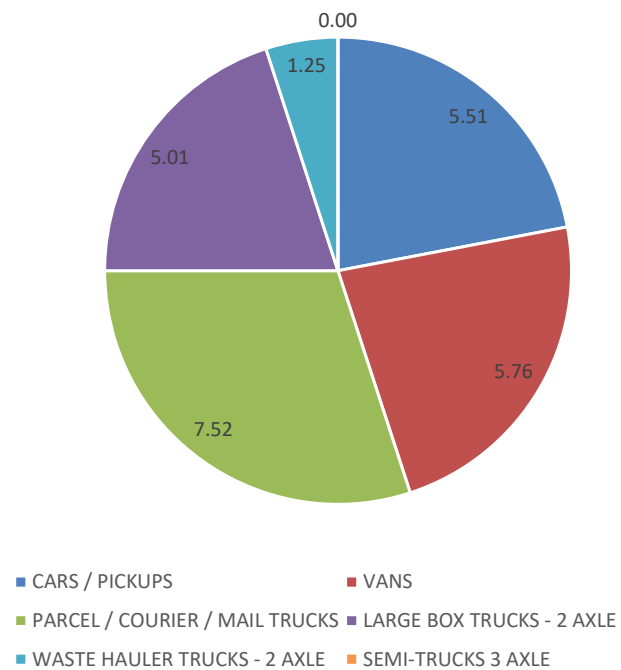
Zone 8
Visits/Day by Vehicle Type



SERVICE VEHICLE ACTIVITY BY VEHICLE TYPE		
% / DAY	VEHICLE TYPE	VISITS/DAY
22%	CARS / PICKUPS	5.51
23%	VANS	5.76
30%	PARCEL / COURIER / MAIL TRUCKS	7.52
20%	LARGE BOX TRUCKS - 2 AXLE	5.01
5%	WASTE HAULER TRUCKS - 2 AXLE	1.25
0%	SEMI-TRUCKS 3 AXLE	0.00
TOTAL		25.05

ZONE 9	
TOTAL BAYS	2.00
TOTAL TRIPS / DAY	26

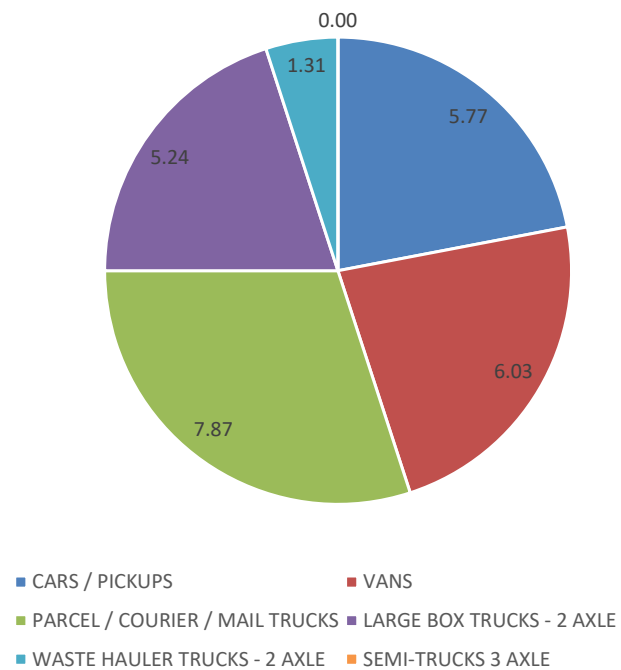
Zone 9
Visits/Day by Vehicle Type



SERVICE VEHICLE ACTIVITY BY VEHICLE TYPE		
% / DAY	VEHICLE TYPE	VISITS/DAY
22%	CARS / PICKUPS	5.77
23%	VANS	6.03
30%	PARCEL / COURIER / MAIL TRUCKS	7.87
20%	LARGE BOX TRUCKS - 2 AXLE	5.24
5%	WASTE HAULER TRUCKS - 2 AXLE	1.31
0%	SEMI-TRUCKS 3 AXLE	0.00
TOTAL		26.22

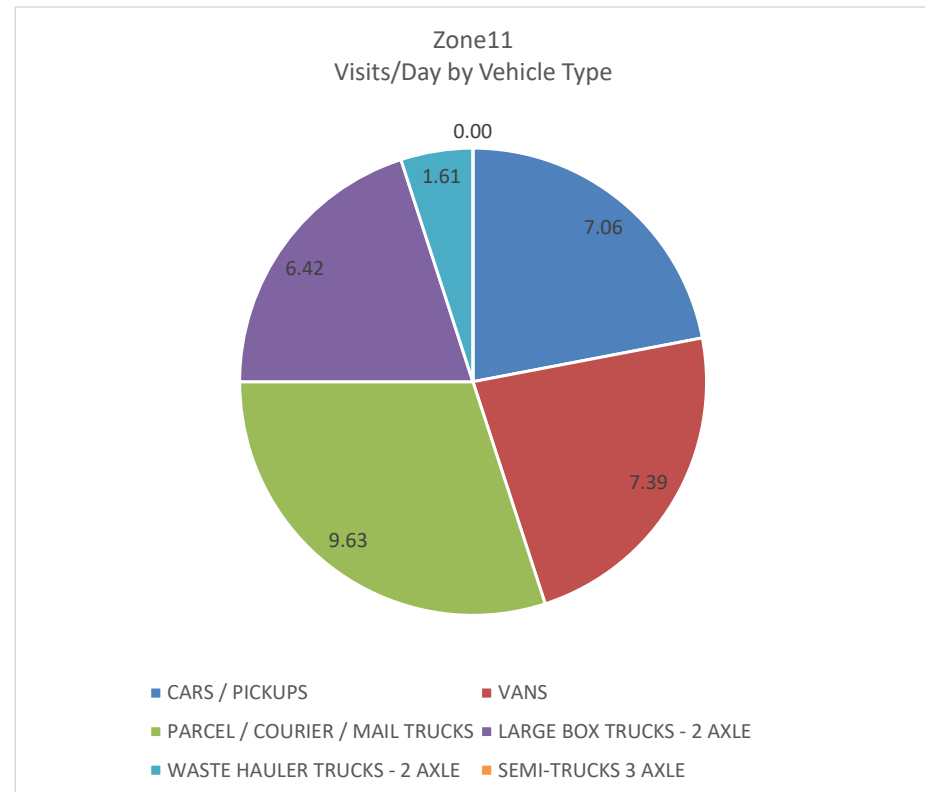
ZONE 10	
TOTAL BAYS	2.00
TOTAL TRIPS / DAY	27

Zone10
Visits/Day by Vehicle Type



SERVICE VEHICLE ACTIVITY BY VEHICLE TYPE		
% / DAY	VEHICLE TYPE	VISITS/DAY
22%	CARS / PICKUPS	7.06
23%	VANS	7.39
30%	PARCEL / COURIER / MAIL TRUCKS	9.63
20%	LARGE BOX TRUCKS - 2 AXLE	6.42
5%	WASTE HAULER TRUCKS - 2 AXLE	1.61
0%	SEMI-TRUCKS 3 AXLE	0.00
TOTAL		32.11

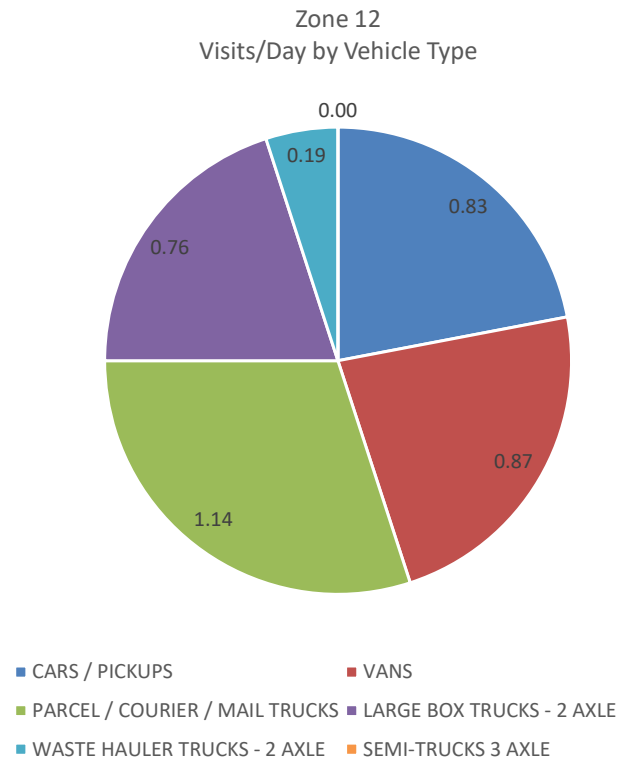
ZONE 11	
TOTAL BAYS	2.00
TOTAL TRIPS / DAY	33



SERVICE VEHICLE ACTIVITY BY VEHICLE TYPE		
% / DAY	VEHICLE TYPE	VISITS/DAY
22%	CARS / PICKUPS	0.83
23%	VANS	0.87
30%	PARCEL / COURIER / MAIL TRUCKS	1.14
20%	LARGE BOX TRUCKS - 2 AXLE	0.76
5%	WASTE HAULER TRUCKS - 2 AXLE	0.19
0%	SEMI-TRUCKS 3 AXLE	0.00
TOTAL		3.78

100%

ZONE 12	
TOTAL BAYS	1.00
TOTAL TRIPS / DAY	4



WELLINGTON VILLAGE
3 DAY HOLDING STUDY (PICKUP FREQUENCY = 3 / WEEK)

WELLINGTON VILLAGE - DAILY WASTE PROJECTIONS (LOOSE)	TOTAL WASTE (LBS/DAY)	MUNICIPAL SOLID WASTE		CARDBOARD		UNIVERSAL WASTE	
Zone 1	1,279.75	924.93	lbs / day	347.86	lbs / day	6.96	lbs / day
Zone 2	1,458.02	1,103.81	lbs / day	346.85	lbs / day	7.36	lbs / day
Zone 3	1,256.17	961.81	lbs / day	287.95	lbs / day	6.41	lbs / day
Zone 4	798.42	595.84	lbs / day	198.61	lbs / day	3.97	lbs / day
Zone 5	1,116.86	870.24	lbs / day	240.82	lbs / day	5.80	lbs / day
Zone 6	896.29	668.87	lbs / day	222.96	lbs / day	4.46	lbs / day
Zone 7	816.91	609.64	lbs / day	203.21	lbs / day	4.06	lbs / day
Zone 8	1,076.06	816.87	lbs / day	253.74	lbs / day	5.45	lbs / day
Zone 9	1,394.53	1,040.70	lbs / day	346.90	lbs / day	6.94	lbs / day
Zone 10	889.35	663.69	lbs / day	221.23	lbs / day	4.42	lbs / day
Zone 11	1,083.87	808.85	lbs / day	269.62	lbs / day	5.39	lbs / day
Zone 12	566.85	408.49	lbs / day	155.25	lbs / day	3.10	lbs / day
TOTAL POUNDS / DAY	11,353.32	8,548.81	lbs / day	2,747.14	lbs / day	57.37	lbs / day
TOTAL CUBIC YARDS	6.07	4.39	loose cy / day	1.65	loose cy / day	0.03	loose cy / day

ZONE 1 OF WELLINGTON VILLAGE - WASTE MANAGEMENT CONTAINER SUMMARY	MUNICIPAL SOLID WASTE	CARDBOARD	UNIVERSAL WASTE
LOOSE OR COMPACTED? / UNPROCESSED / PROCESSED	COMPACTED	COMPACTED	LOOSE
COMPACTOR / EQUIPMENT REQUIRED:	VERTICAL COMPACTOR	VERTICAL COMPACTOR	NONE
CONTAINER TYPE	SELF-CONTAINED COMPACTOR	SELF-CONTAINED COMPACTOR	GAYLORD BOX
CONTAINER SIZE:	34.00 CY	34.00 CY	1.50 CY
CONTAINER QUANTITY:	2.00	1.00	1.00
FREQUENCY OF PICKUP:	3 TIMES PER WEEK	3.00 TIMES PER WEEK	1.00 TIMES PER YEAR

**ZONE 1 OF WELLINGTON VILLAGE
3 DAY HOLDING STUDY (PICKUP FREQUENCY = 3 / WEEK)**

ZONE 1 OF WELLINGTON VILLAGE - DAILY WASTE PROJECTIONS (LOOSE)	TOTAL WASTE (LBS/DAY)	MUNICIPAL SOLID WASTE		CARDBOARD		UNIVERSAL WASTE	
Zone 1	1,279.75	924.93	lbs / day	347.86	lbs / day	6.96	lbs / day
TOTAL POUNDS / DAY	1,279.75	924.93	lbs / day	347.86	lbs / day	6.96	lbs / day
TOTAL CUBIC YARDS	6.07	4.39	loose cy / day	1.65	loose cy / day	0.03	loose cy / day

ZONE 1 OF WELLINGTON VILLAGE - WASTE MANAGEMENT CONTAINER SUMMARY AT LOCAL COLLECTION AREA.	MUNICIPAL SOLID WASTE		CARDBOARD		UNIVERSAL WASTE	
CONTAINER TYPE	TILT TRUCK		TILT TRUCK		GAYLORD BOX	
CONTAINER SIZE:	2.00	CY	2.00	CY	1.50	CY
CONTAINER QUANTITY:	7.00		3.00		1.00	
FREQUENCY OF PICKUP:	3	TIMES PER WEEK	3.00	TIMES PER WEEK	1.00	TIMES PER YEAR

Zone 2 OF WELLINGTON VILLAGE
3 DAY HOLDING STUDY (PICKUP FREQUENCY = 3 / WEEK)

Zone 2 OF WELLINGTON VILLAGE - DAILY WASTE PROJECTIONS (LOOSE)	TOTAL WASTE (LBS/DAY)	MUNICIPAL SOLID WASTE		CARDBOARD		UNIVERSAL WASTE	
Zone 2	1,458.02	1,103.81	lbs / day	346.85	lbs / day	7.36	lbs / day
TOTAL POUNDS / DAY	1,458.02	1,103.81	lbs / day	346.85	lbs / day	7.36	lbs / day
TOTAL CUBIC YARDS	6.91	5.23	loose cy / day	1.64	loose cy / day	0.03	loose cy / day

Zone 2 OF WELLINGTON VILLAGE - WASTE MANAGEMENT CONTAINER SUMMARY AT LOCAL COLLECTION AREA.	MUNICIPAL SOLID WASTE		CARDBOARD		UNIVERSAL WASTE	
CONTAINER TYPE	TILT TRUCK		TILT TRUCK		GAYLORD BOX	
CONTAINER SIZE:	2.00	CY	2.00	CY	1.50	CY
CONTAINER QUANTITY:	8.00		3.00		1.00	
FREQUENCY OF PICKUP:	3	TIMES PER WEEK	3.00	TIMES PER WEEK	1.00	TIMES PER YEAR

Zone 3 OF WELLINGTON VILLAGE
3 DAY HOLDING STUDY (PICKUP FREQUENCY = 3 / WEEK)

Zone 3 OF WELLINGTON VILLAGE - DAILY WASTE PROJECTIONS (LOOSE)	TOTAL WASTE (LBS/DAY)	MUNICIPAL SOLID WASTE		CARDBOARD		UNIVERSAL WASTE	
Zone 3	1,256.17	961.81	lbs / day	287.95	lbs / day	6.41	lbs / day
TOTAL POUNDS / DAY	1,256.17	961.81	lbs / day	287.95	lbs / day	6.41	lbs / day
TOTAL CUBIC YARDS	5.96	4.56	loose cy / day	1.37	loose cy / day	0.03	loose cy / day

Zone 3 OF WELLINGTON VILLAGE - WASTE MANAGEMENT CONTAINER SUMMARY AT LOCAL COLLECTION AREA.	MUNICIPAL SOLID WASTE		CARDBOARD		UNIVERSAL WASTE	
CONTAINER TYPE	TILT TRUCK		TILT TRUCK		GAYLORD BOX	
CONTAINER SIZE:	2.00	CY	2.00	CY	1.50	CY
CONTAINER QUANTITY:	7.00		3.00		1.00	
FREQUENCY OF PICKUP:	3	TIMES PER WEEK	3.00	TIMES PER WEEK	1.00	TIMES PER YEAR

Zone 4 OF WELLINGTON VILLAGE
3 DAY HOLDING STUDY (PICKUP FREQUENCY = 3 / WEEK)

Zone 4 OF WELLINGTON VILLAGE - DAILY WASTE PROJECTIONS (LOOSE)	TOTAL WASTE (LBS/DAY)	MUNICIPAL SOLID WASTE		CARDBOARD		UNIVERSAL WASTE	
Zone 4	798.42	595.84	lbs / day	198.61	lbs / day	3.97	lbs / day
TOTAL POUNDS / DAY	798.42	595.84	lbs / day	198.61	lbs / day	3.97	lbs / day
TOTAL CUBIC YARDS	3.79	2.83	loose cy / day	0.94	loose cy / day	0.02	loose cy / day

Zone 4 OF WELLINGTON VILLAGE - WASTE MANAGEMENT CONTAINER SUMMARY AT LOCAL COLLECTION AREA.	MUNICIPAL SOLID WASTE		CARDBOARD		UNIVERSAL WASTE	
CONTAINER TYPE	TILT TRUCK		TILT TRUCK		GAYLORD BOX	
CONTAINER SIZE:	2.00	CY	2.00	CY	1.50	CY
CONTAINER QUANTITY:	5.00		2.00		1.00	
FREQUENCY OF PICKUP:	3	TIMES PER WEEK	3.00	TIMES PER WEEK	1.00	TIMES PER YEAR

Zone 5 OF WELLINGTON VILLAGE
3 DAY HOLDING STUDY (PICKUP FREQUENCY = 3 / WEEK)

Zone 5 OF WELLINGTON VILLAGE - DAILY WASTE PROJECTIONS (LOOSE)	TOTAL WASTE (LBS/DAY)	MUNICIPAL SOLID WASTE		CARDBOARD		UNIVERSAL WASTE	
Zone 5	1,116.86	870.24	lbs / day	240.82	lbs / day	5.80	lbs / day
TOTAL POUNDS / DAY	1,116.86	870.24	lbs / day	240.82	lbs / day	5.80	lbs / day
TOTAL CUBIC YARDS	5.30	4.13	loose cy / day	1.14	loose cy / day	0.03	loose cy / day

Zone 5 OF WELLINGTON VILLAGE - WASTE MANAGEMENT CONTAINER SUMMARY AT LOCAL COLLECTION AREA.	MUNICIPAL SOLID WASTE		CARDBOARD		UNIVERSAL WASTE	
CONTAINER TYPE	TILT TRUCK		TILT TRUCK		GAYLORD BOX	
CONTAINER SIZE:	2.00	CY	2.00	CY	1.50	CY
CONTAINER QUANTITY:	7.00		2.00		1.00	
FREQUENCY OF PICKUP:	3	TIMES PER WEEK	3.00	TIMES PER WEEK	1.00	TIMES PER YEAR

Zone 6 OF WELLINGTON VILLAGE
3 DAY HOLDING STUDY (PICKUP FREQUENCY = 3 / WEEK)

Zone 6 OF WELLINGTON VILLAGE - DAILY WASTE PROJECTIONS (LOOSE)	TOTAL WASTE (LBS/DAY)	MUNICIPAL SOLID WASTE		CARDBOARD		UNIVERSAL WASTE	
Zone 6	896.29	668.87	lbs / day	222.96	lbs / day	4.46	lbs / day
TOTAL POUNDS / DAY	896.29	668.87	lbs / day	222.96	lbs / day	4.46	lbs / day
TOTAL CUBIC YARDS	4.25	3.17	loose cy / day	1.06	loose cy / day	0.02	loose cy / day

Zone 6 OF WELLINGTON VILLAGE - WASTE MANAGEMENT CONTAINER SUMMARY AT LOCAL COLLECTION AREA.	MUNICIPAL SOLID WASTE		CARDBOARD		UNIVERSAL WASTE	
CONTAINER TYPE	TILT TRUCK		TILT TRUCK		GAYLORD BOX	
CONTAINER SIZE:	2.00	CY	2.00	CY	1.50	CY
CONTAINER QUANTITY:	5.00		2.00		1.00	
FREQUENCY OF PICKUP:	3	TIMES PER WEEK	3.00	TIMES PER WEEK	1.00	TIMES PER YEAR

Zone 7 OF WELLINGTON VILLAGE
3 DAY HOLDING STUDY (PICKUP FREQUENCY = 3 / WEEK)

Zone 7 OF WELLINGTON VILLAGE - DAILY WASTE PROJECTIONS (LOOSE)	TOTAL WASTE (LBS/DAY)	MUNICIPAL SOLID WASTE		CARDBOARD		UNIVERSAL WASTE	
Zone 7	816.91	609.64	lbs / day	203.21	lbs / day	4.06	lbs / day
TOTAL POUNDS / DAY	816.91	609.64	lbs / day	203.21	lbs / day	4.06	lbs / day
TOTAL CUBIC YARDS	3.87	2.89	loose cy / day	0.96	loose cy / day	0.02	loose cy / day

Zone 7 OF WELLINGTON VILLAGE - WASTE MANAGEMENT CONTAINER SUMMARY AT LOCAL COLLECTION AREA.	MUNICIPAL SOLID WASTE		CARDBOARD		UNIVERSAL WASTE	
CONTAINER TYPE	TILT TRUCK		TILT TRUCK		GAYLORD BOX	
CONTAINER SIZE:	2.00	CY	2.00	CY	1.50	CY
CONTAINER QUANTITY:	5.00		2.00		1.00	
FREQUENCY OF PICKUP:	3	TIMES PER WEEK	3.00	TIMES PER WEEK	1.00	TIMES PER YEAR

Zone 8 OF WELLINGTON VILLAGE
3 DAY HOLDING STUDY (PICKUP FREQUENCY = 3 / WEEK)

Zone 8 OF WELLINGTON VILLAGE - DAILY WASTE PROJECTIONS (LOOSE)	TOTAL WASTE (LBS/DAY)	MUNICIPAL SOLID WASTE		CARDBOARD		UNIVERSAL WASTE	
Zone 8	1,076.06	816.87	lbs / day	253.74	lbs / day	5.45	lbs / day
TOTAL POUNDS / DAY	1,076.06	816.87	lbs / day	253.74	lbs / day	5.45	lbs / day
TOTAL CUBIC YARDS	5.10	3.87	loose cy / day	1.20	loose cy / day	0.03	loose cy / day

Zone 8 OF WELLINGTON VILLAGE - WASTE MANAGEMENT CONTAINER SUMMARY AT LOCAL COLLECTION AREA.	MUNICIPAL SOLID WASTE		CARDBOARD		UNIVERSAL WASTE	
CONTAINER TYPE	TILT TRUCK		TILT TRUCK		GAYLORD BOX	
CONTAINER SIZE:	2.00	CY	2.00	CY	1.50	CY
CONTAINER QUANTITY:	6.00		2.00		1.00	
FREQUENCY OF PICKUP:	3	TIMES PER WEEK	3.00	TIMES PER WEEK	1.00	TIMES PER YEAR

Zone 9 OF WELLINGTON VILLAGE
3 DAY HOLDING STUDY (PICKUP FREQUENCY = 3 / WEEK)

Zone 9 OF WELLINGTON VILLAGE - DAILY WASTE PROJECTIONS (LOOSE)	TOTAL WASTE (LBS/DAY)	MUNICIPAL SOLID WASTE		CARDBOARD		UNIVERSAL WASTE	
Zone 9	1,394.53	1,040.70	lbs / day	346.90	lbs / day	6.94	lbs / day
TOTAL POUNDS / DAY	1,394.53	1,040.70	lbs / day	346.90	lbs / day	6.94	lbs / day
TOTAL CUBIC YARDS	6.61	4.94	loose cy / day	1.65	loose cy / day	0.03	loose cy / day

Zone 9 OF WELLINGTON VILLAGE - WASTE MANAGEMENT CONTAINER SUMMARY AT LOCAL COLLECTION AREA.	MUNICIPAL SOLID WASTE		CARDBOARD		UNIVERSAL WASTE	
CONTAINER TYPE	TILT TRUCK		TILT TRUCK		GAYLORD BOX	
CONTAINER SIZE:	2.00	CY	2.00	CY	1.50	CY
CONTAINER QUANTITY:	8.00		3.00		1.00	
FREQUENCY OF PICKUP:	3	TIMES PER WEEK	3.00	TIMES PER WEEK	1.00	TIMES PER YEAR

Zone 10 OF WELLINGTON VILLAGE
3 DAY HOLDING STUDY (PICKUP FREQUENCY = 3 / WEEK)

Zone 10 OF WELLINGTON VILLAGE - DAILY WASTE PROJECTIONS (LOOSE)	TOTAL WASTE (LBS/DAY)	MUNICIPAL SOLID WASTE		CARDBOARD		UNIVERSAL WASTE	
Zone 10	889.35	663.69	lbs / day	221.23	lbs / day	4.42	lbs / day
TOTAL POUNDS / DAY	889.35	663.69	lbs / day	221.23	lbs / day	4.42	lbs / day
TOTAL CUBIC YARDS	4.22	3.15	loose cy / day	1.05	loose cy / day	0.02	loose cy / day

Zone 10 OF WELLINGTON VILLAGE - WASTE MANAGEMENT CONTAINER SUMMARY AT LOCAL COLLECTION AREA.	MUNICIPAL SOLID WASTE		CARDBOARD		UNIVERSAL WASTE	
CONTAINER TYPE	TILT TRUCK		TILT TRUCK		GAYLORD BOX	
CONTAINER SIZE:	2.00	CY	2.00	CY	1.50	CY
CONTAINER QUANTITY:	5.00		2.00		1.00	
FREQUENCY OF PICKUP:	3	TIMES PER WEEK	3.00	TIMES PER WEEK	1.00	TIMES PER YEAR

Zone 11 OF WELLINGTON VILLAGE
3 DAY HOLDING STUDY (PICKUP FREQUENCY = 3 / WEEK)

Zone 11 OF WELLINGTON VILLAGE - DAILY WASTE PROJECTIONS (LOOSE)	TOTAL WASTE (LBS/DAY)	MUNICIPAL SOLID WASTE		CARDBOARD		UNIVERSAL WASTE	
Zone 11	1,083.87	808.85	lbs / day	269.62	lbs / day	5.39	lbs / day
TOTAL POUNDS / DAY	1,083.87	808.85	lbs / day	269.62	lbs / day	5.39	lbs / day
TOTAL CUBIC YARDS	5.14	3.84	loose cy / day	1.28	loose cy / day	0.03	loose cy / day

Zone 11 OF WELLINGTON VILLAGE - WASTE MANAGEMENT CONTAINER SUMMARY AT LOCAL COLLECTION AREA.	MUNICIPAL SOLID WASTE		CARDBOARD		UNIVERSAL WASTE	
CONTAINER TYPE	TILT TRUCK		TILT TRUCK		GAYLORD BOX	
CONTAINER SIZE:	2.00	CY	2.00	CY	1.50	CY
CONTAINER QUANTITY:	6.00		2.00		1.00	
FREQUENCY OF PICKUP:	3	TIMES PER WEEK	3.00	TIMES PER WEEK	1.00	TIMES PER YEAR

Zone 12 OF WELLINGTON VILLAGE
3 DAY HOLDING STUDY (PICKUP FREQUENCY = 3 / WEEK)

Zone 12 OF WELLINGTON VILLAGE - DAILY WASTE PROJECTIONS (LOOSE)	TOTAL WASTE (LBS/DAY)	MUNICIPAL SOLID WASTE		CARDBOARD		UNIVERSAL WASTE	
Zone 12	566.85	408.49	lbs / day	155.25	lbs / day	3.10	lbs / day
TOTAL POUNDS / DAY	566.85	408.49	lbs / day	155.25	lbs / day	3.10	lbs / day
TOTAL CUBIC YARDS	2.69	1.94	loose cy / day	0.74	loose cy / day	0.01	loose cy / day

Zone 12 OF WELLINGTON VILLAGE - WASTE MANAGEMENT CONTAINER SUMMARY AT LOCAL COLLECTION AREA.	MUNICIPAL SOLID WASTE		CARDBOARD		UNIVERSAL WASTE	
CONTAINER TYPE	TILT TRUCK		TILT TRUCK		GAYLORD BOX	
CONTAINER SIZE:	2.00	CY	2.00	CY	1.50	CY
CONTAINER QUANTITY:	3.00		2.00		1.00	
FREQUENCY OF PICKUP:	3	TIMES PER WEEK	3.00	TIMES PER WEEK	1.00	TIMES PER YEAR