



PBSO District 8 – Annual Report 2019
January 1st 2019 through December 31, 2019

Table of Contents

1.	Calls for Service (CFS) by Time of Day, Geographic Location, Day of the Week and Call Type..	(pages 3-6)
2.	Reported Cases, Criminal and Non-Criminal, by Category.....	(pages 7-9)
3.	Number and Types of Arrests	(pages 10-12)
4.	Traffic Crashes	(page 13)
5.	Traffic Citations, Warnings and Traffic Stops	(page 14-15)
6.	Commercial Vehicle Enforcement	(page 16)
7.	Community Policing Sites	(page 17)
8.	Internal Affairs Complaints	(page 18)
9.	Law Enforcement Trust Fund (LETf)	(page 18)
10.	Statistical Comparisons to Similar Situated Communities	(page 19)
11.	Response Times to Emergency Calls	(page 20)
12.	Action Plans, Operations and Special Initiatives	(page 21)
13.	License Plate Reader Statistics	(page 22)
14.	2019 Law Enforcement Service Plan Objectives	(page 23)
15.	Performance Goals – Burglary and Theft	(page 24)
16.	Performance Goal - Traffic Issues	(page 25)

Data was derived from information provided from; the P1-CAD database, the Crime Analysis Unit, the Response Times Application, an I.T. Arrest Report and Subject Matter Experts from PBSO and other agencies.

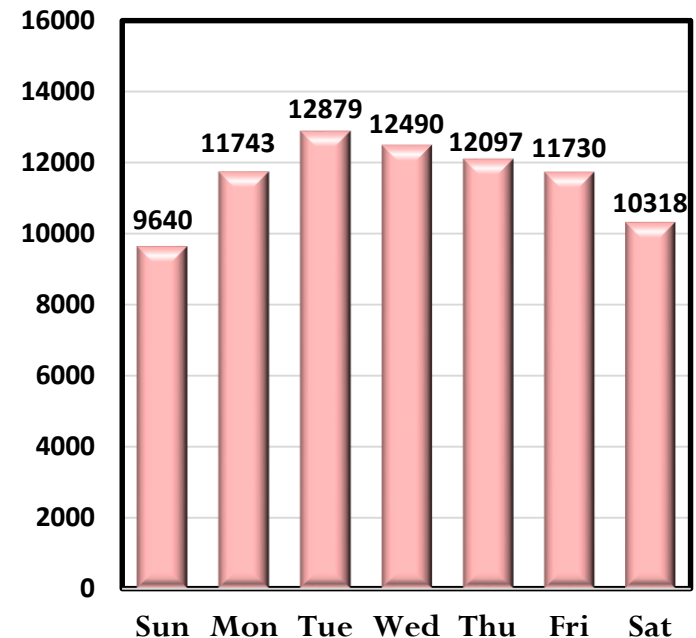
1. Calls for Service (CFS) by Time of Day, Geographic Location, Day of the Week, and Call Type

Time of Day

Hours	Sun	Mon	Tue	Wed	Thu	Fri	Sat	Total
12 AM	404	366	387	372	379	319	366	2593
1 AM	377	362	360	399	361	329	359	2547
2 AM	337	370	303	368	362	393	345	2478
3 AM	260	344	337	361	345	362	325	2334
4 AM	267	273	274	286	301	258	195	1854
5 AM	99	108	89	87	110	126	111	730
6 AM	143	185	129	162	151	117	124	1011
7 AM	406	608	779	658	738	633	435	4257
8 AM	570	801	1018	797	1065	833	671	5755
9 AM	597	903	1017	811	971	863	789	5951
10 AM	568	712	833	852	693	752	655	5065
11 AM	526	655	732	756	674	720	558	4621
12 PM	486	610	726	636	624	581	442	4105
1 PM	426	605	688	810	549	603	473	4154
2 PM	383	658	724	814	615	607	431	4232
3 PM	461	662	701	682	597	492	508	4103
4 PM	435	634	697	669	600	623	545	4203
5 PM	399	460	463	492	464	517	436	3231
6 PM	362	391	470	471	422	445	353	2914
7 PM	366	397	395	363	390	386	378	2675
8 PM	481	410	425	461	432	441	427	3077
9 PM	465	411	447	390	433	470	485	3101
10 PM	444	413	466	420	423	451	468	3085
11 PM	378	405	419	373	398	409	439	2821
Total	9640	11743	12879	12490	12097	11730	10318	80897

Day of the Week

2019 Calls For Service (80,897)
By Day of the Week

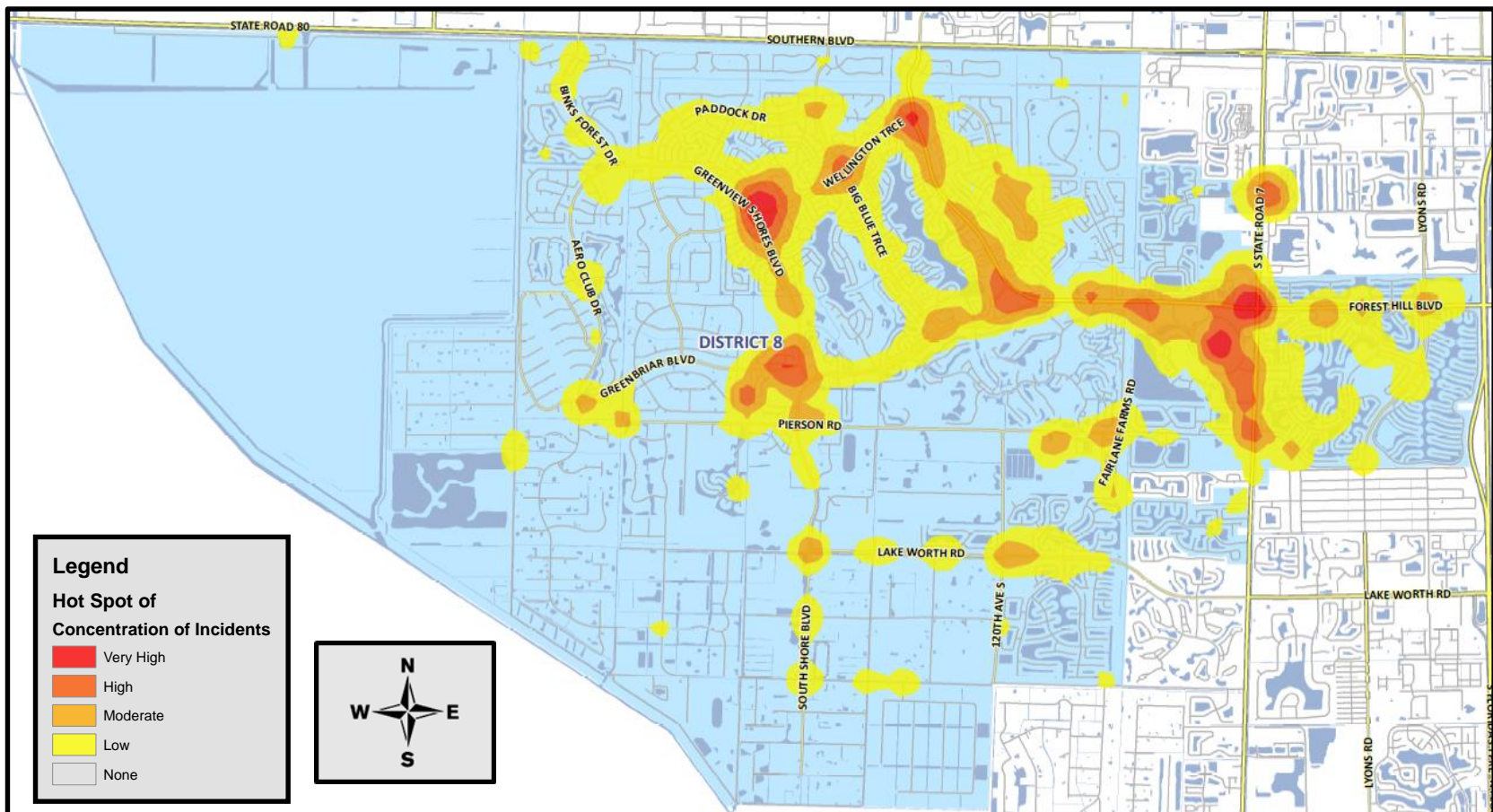


1. Calls for Service (CFS) by Time of Day, Geographic Location, Day of the Week, and Call Type Continued

Geographic Location

Hot Spots are the Highest Concentrations of Multiple Calls for Service; the darker the circle the higher the concentration.

Map shows the hot spots for 2019



1. Calls for Service (CFS) by Time of Day, Geographic Location, Day of the Week, and Call Type Continued

Call Type	2018	2019		Call Type	2018	2019
911 HANG UP	4544	5394		DEAD PERSON	50	58
ABANDONED VEHICLE	68	70		DISABLED VEHICLE	424	449
ACCIDENTAL INJURY	36	38		DISTURBANCE	422	412
ADULT ABUSE/NEGLECT	22	22		DOMESTIC	896	833
AIRCRAFT CRASH	1			DOMESTIC UNFOUNDED	66	87
ALARM	1339	1195		DROWNING	2	1
ALARM - ELECTRONIC BANK	2	2		DRUG CASE	112	86
ALARM - FIRE	2	4		DRUNK DRIVER	76	78
ALARM - GOVERNMENT	9	7		DRUNK PEDESTRIAN	3	3
ALARM - HOLD UP/PANIC	185	161		EMBEZZLEMENT/FRAUD	307	232
ALARM - MISC/MUNICIPALITY	1233	1074		EMERGENCY OPERATIONS CENTER		2
ALARM - WEATHER RELATED	110	117		ENVIRONMENTAL CRIME	1	3
ANIMAL CALL	207	162		EXPLOSION / FIRE BOMBING		2
ARMED	1	1		FELONY	63	60
ASSAULT	83	65		FIGHT	35	19
ASSAULT - DOMESTIC RELATED	80	94		FIRE	46	42
ASST TO ANOTHER DEPARTMENT	330	403		FIREWORKS	92	125
BEVERAGE VIOLATION	1	1		FORGERY/COUNTERFEIT	14	11
BOMB THREAT	1			GAMBLING	1	7
BURGLARY - BUSINESS	6	18		GRAFFITI	31	12
BURGLARY - CONSTRUCTION	5	1		HIT & RUN W/INJURIES	6	6
BURGLARY - RESIDENCE	54	72		HIT & RUN UNK INJURIES		5
BURGLARY - VEHICLE	358	317		HIT AND RUN	233	199
BUSINESS / RESIDENCE CHECK	43168	38378		HOMICIDE - VEHICLE HOMICIDE	4	6
CHILD ABUSE	225	296		INFORMATION	492	510
CHILD MOLESTATION	3	2		JUVENILE TROUBLE	327	309
CIVIL MATTER	397	429		KIDNAPPING/FALSE IMPRISONMENT	2	
COMPUTER CRIMES	2	7		LEWD OR LASCIVIOUS ACTS	20	27
CONDUCT INVESTIGATION	939	811		LOST/FOUND PROPERTY	373	283
CONTACT	96	111		MAN DOWN/SICK PERSON	291	352
CONVOY/ESCORT	4	5		MENTALLY DISTURBED PERSON	151	164
CORRECTIONS ARREST		1		MISDEMEANOR	63	57

1. Calls for Service (CFS) by Time of Day, Geographic Location, Day of the Week, and Call Type Continued

Call Type	2018	2019		Call Type	2018	2019
MISSING PERSON	81	66		SCHOOL POST	706	359
MISSING PERSON - ALZHEIMERS	6	4		SERVING CIVIL PROCESS	309	96
MISSING PERSON - RECOVERY	36	36		SERVING WARRANT	145	139
MOBILE EYES	67	46		SEXUAL ASSAULT	22	15
MOTOR VEH CRASH	1241	1289		SHOOTING	3	3
MOTOR VEHICLE CRASH - DEPT VEH	10	20		SHOPLIFTING	192	195
MOTOR VEHICLE CRASH - UNK INJURIES	118	96		SHOTS FIRED IN AREA	42	35
MOTOR VEHICLE CRASH - W/INJURIES	167	200		SICK PERSON - OVERDOSE	25	25
NEIGHBOR TROUBLE	157	115		SPECIAL DETAIL	2380	1761
NO RESPONSE ALARM	27	57		STABBING		3
NOISE	426	424		STALKING	2	5
OBSCENE/HARASSING CALLS	43	39		STOLEN TAG	35	42
OPEN DOOR	76	55		STOLEN VEHICLE	107	94
POLICE SERVICE CALL	1510	1472		STOLEN VEHICLE RECOVERY	16	30
PRESCRIPTION CASE	3	3		SUICIDE	1	3
PRISONER TRANSPORT	489	362		SUICIDE ATTEMPT	34	42
PRIVATE PROPERTY IMPOUND	2	125		SURVEILLANCE	273	312
PROBLEM SOLVING - DRUGS		1		SUSPICIOUS INCIDENT	430	420
PROBLEM SOLVING - HOMELESS		1		SUSPICIOUS PERSON	757	826
PROBLEM SOLVING - JUVENILE	1			SUSPICIOUS VEHICLE	769	729
PROBLEM SOLVING - MISC	1			THEFT OF AUTO PARTS	9	4
PROBLEM SOLVING - RES BURGLARY	1			THEFT/LARCENY	246	230
PROBLEM SOLVING - TRAFFIC	326	435		TRESPASSING	183	161
PROWLER/PEEPING TOM		2		UNWANTED GUEST	103	83
RECKLESS DRIVER	51	61		VANDALISM	118	96
RED TAGGED VEHICLES		5		VEHICLE STOP	16134	15924
RES/EMPLOYMENT CHECK (IHA/WR)	217	103		VERBAL THREATS	46	39
ROAD BLOCK		5		VIOLATION PICK-UP (IHA/WR)	3	
ROBBERY - BUSINESS	2	1		WELFARE CHECK	426	493
ROBBERY - PERSON	17	9		ZERO TOLERANCE		2
ROBBERY - VEHICLE - ARMED		1		Grand Total	86705	80897

Shooting is a crime where a person shoots at another person or in the case of a drive-by or similar, where they shoot at vehicles, into buildings, etc. This does not include suicides, accidental discharges, shots fired (not at a person), stray rounds (such as New Year's Eve) or an accidental shooting.

2. Reported Cases, Criminal and Non-Criminal, by Category

Crimes Against Persons

Description	2018	2019
ADULT ABUSE/NEGLECT	15	16
ASSAULT	74	59
ASSAULT - DOMESTIC RELATED	68	78
CHILD ABUSE	146	183
CHILD MOLESTATION	2	1
COMPUTER CRIMES	2	7
FIGHT	3	2
KIDNAPPING/FALSE IMPRISONMENT	2	
LEWD OR LASCIVIOUS ACTS	16	22
OBSCENE/HARASSING CALLS	19	16
PROWLER/PEEPING TOM		2
ROBBERY - BUSINESS	2	1
ROBBERY - PERSON	15	6
ROBBERY - VEHICLE - ARMED		1
SEXUAL ASSAULT	19	13
SHOOTING	3	2
STABBING		2
STALKING	2	4
VERBAL THREATS	20	22
Total	408	437

Crimes Against Property

Description	2018	2019
BURGLARY - BUSINESS	4	13
BURGLARY - CONSTRUCTION	4	1
BURGLARY - RESIDENCE	36	58
BURGLARY - VEHICLE	305	279
EMBEZZLEMENT/FRAUD	231	158
EXPLOSION / FIRE BOMBING		1
FIRE	20	14
FORGERY/COUNTERFEIT	14	10
GRAFFITI	6	4
SHOPLIFTING	169	174
STOLEN TAG	28	24
STOLEN VEHICLE	80	57
STOLEN VEHICLE RECOVERY	2	14
THEFT OF AUTO PARTS	9	4
THEFT/LARCENY	196	182
VANDALISM	94	75
Total	1198	1068

Reported Cases are case numbers generated for actual crimes.

2. Reported Cases, Criminal and Non-Criminal, by Category Continued

Crimes Against the State

Description	2018	2019
ARMED	1	1
BEVERAGE VIOLATION	1	
BOMB THREAT	1	
DRUG CASE	110	81
ENVIRONMENTAL CRIME		2
FELONY	59	60
MISDEMEANOR	60	54
PRESCRIPTION CASE	1	1
SERVING WARRANT	70	66
SHOTS FIRED IN AREA	1	1
SUICIDE	1	1
Total	305	267

Traffic Related

Description	2018	2019
DISABLED VEHICLE	5	5
DRUNK DRIVER	71	74
HIT & RUN W/INJURIES	5	6
HIT & RUN W/UNKNOWN INJURIES		4
HIT AND RUN	126	132
HOMICIDE - VEHICLE HOMICIDE	4	6
MOBILE EYES	2	3
MOTOR VEH CRASH	944	1009
MOTOR VEHICLE CRASH - DEPT INVOLVED	9	20
MOTOR VEHICLE CRASH – UNK INJURIES	70	58
MOTOR VEHICLE CRASH - WITH INJURIES	147	163
RECKLESS DRIVER	1	
VEHICLE STOP	36	20
ZERO TOLERANCE		2
Total	1420	1502

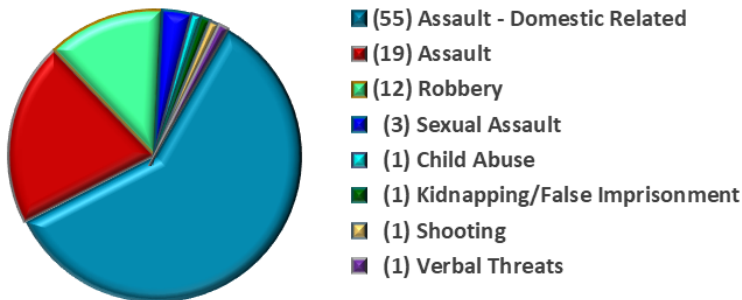
2. Reported Cases, Criminal and Non-Criminal, by Category Continued

Non Crime – Public Service Related

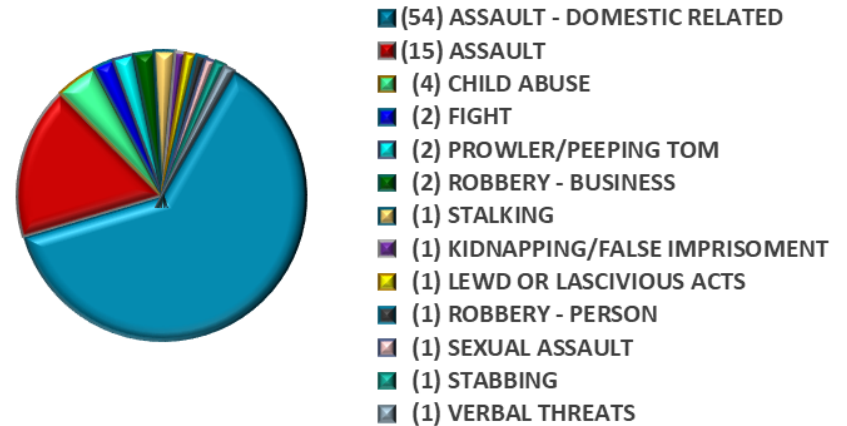
Description	2018	2019		Description	2018	2019
ABANDONED VEHICLE	10	13		MISSING PERSON	48	31
ACCIDENTAL INJURY	14	17		MISSING PERSON - ALZHEIMERS	3	1
ALARM	1416	1315		MISSING PERSON - RECOVERY	4	3
ANIMAL CALL	25	18		NEIGHBOR TROUBLE	37	24
ASST TO ANOTHER DEPARTMENT	68	85		NOISE	4	3
BUSINESS / RESIDENCE CHECK	5	3		OPEN DOOR	15	4
CIVIL MATTER	128	127		POLICE SERVICE CALL	43	50
DEAD PERSON	46	55		SERVING CIVIL PROCESS	7	3
DISTURBANCE	46	54		SICK PERSON - OVERDOSE	20	19
DOMESTIC	582	526		SUICIDE - ARMED		2
DOMESTIC UNFOUNDED	7	4		SUICIDE ATTEMPT	22	21
DROWNING	1	1		SUSPICIOUS INCIDENT	197	195
DRUNK PEDESTRIAN	1	1		SUSPICIOUS PERSON	12	11
INFORMATION	436	473		SUSPICIOUS VEHICLE	11	3
JUVENILE TROUBLE	21	26		TRESPASSING	132	125
LOST/FOUND PROPERTY	281	194		UNWANTED GUEST	6	
MAN DOWN/SICK PERSON	25	22		WELFARE CHECK	18	13
MENTALLY DISTURBED PERSON	144	157		Total	3835	3599

3. Number and Types of Arrests

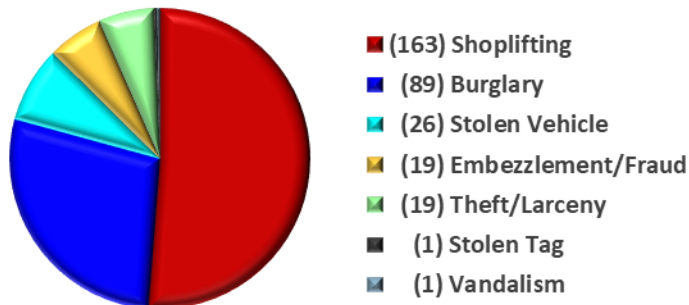
District 8 - Village of Wellington
2018 Person Crime Arrests (93)



District 8 - Village of Wellington
2019 Person Crime Arrests (87)



District 8 - Village of Wellington
2018 Property Crime Arrests (318)



District 8 - Village of Wellington
2019 Property Crime Arrests (274)

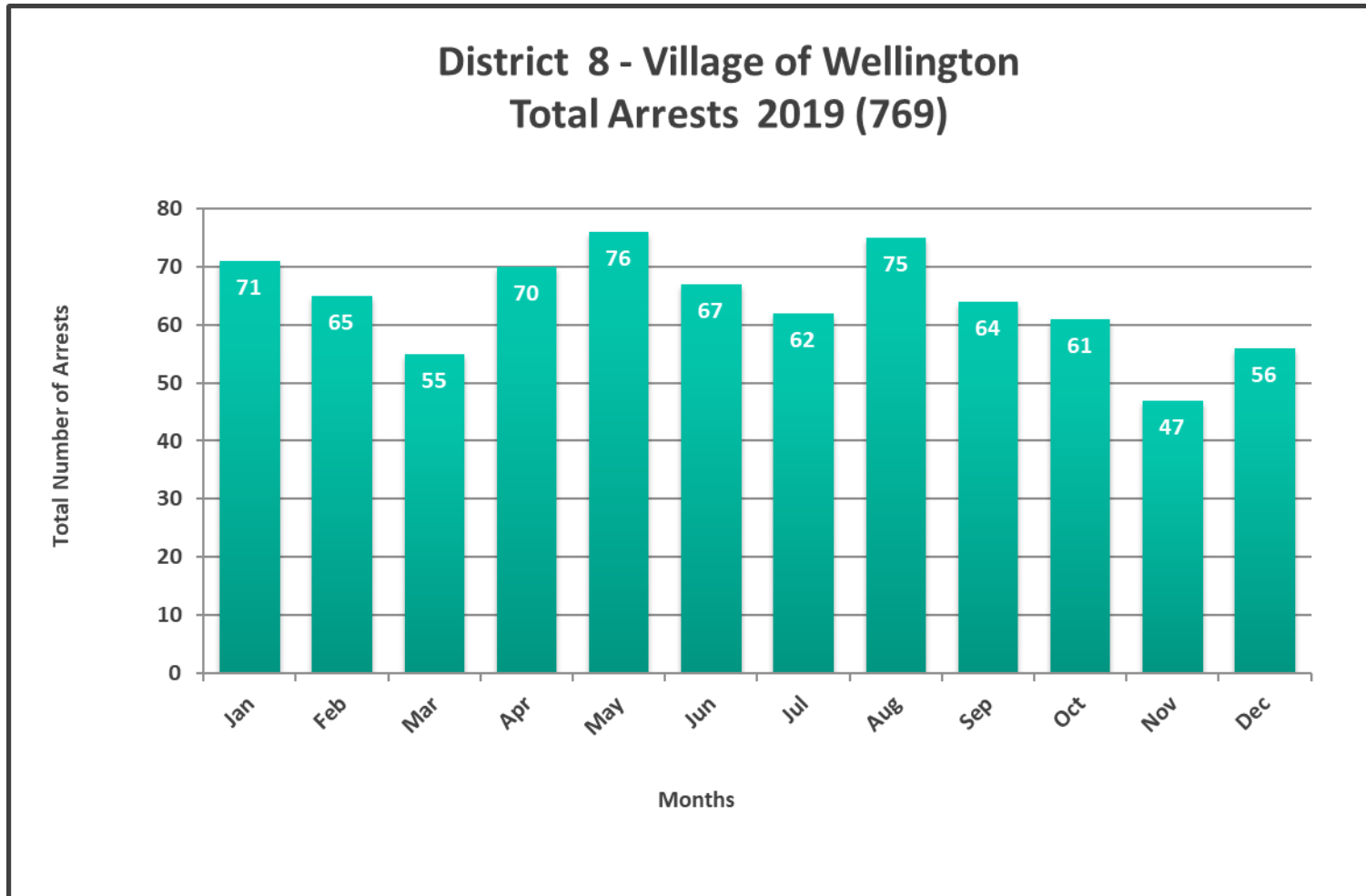


Arrest statistics extracted from PBSO Information Technology report OFFMRAD8.

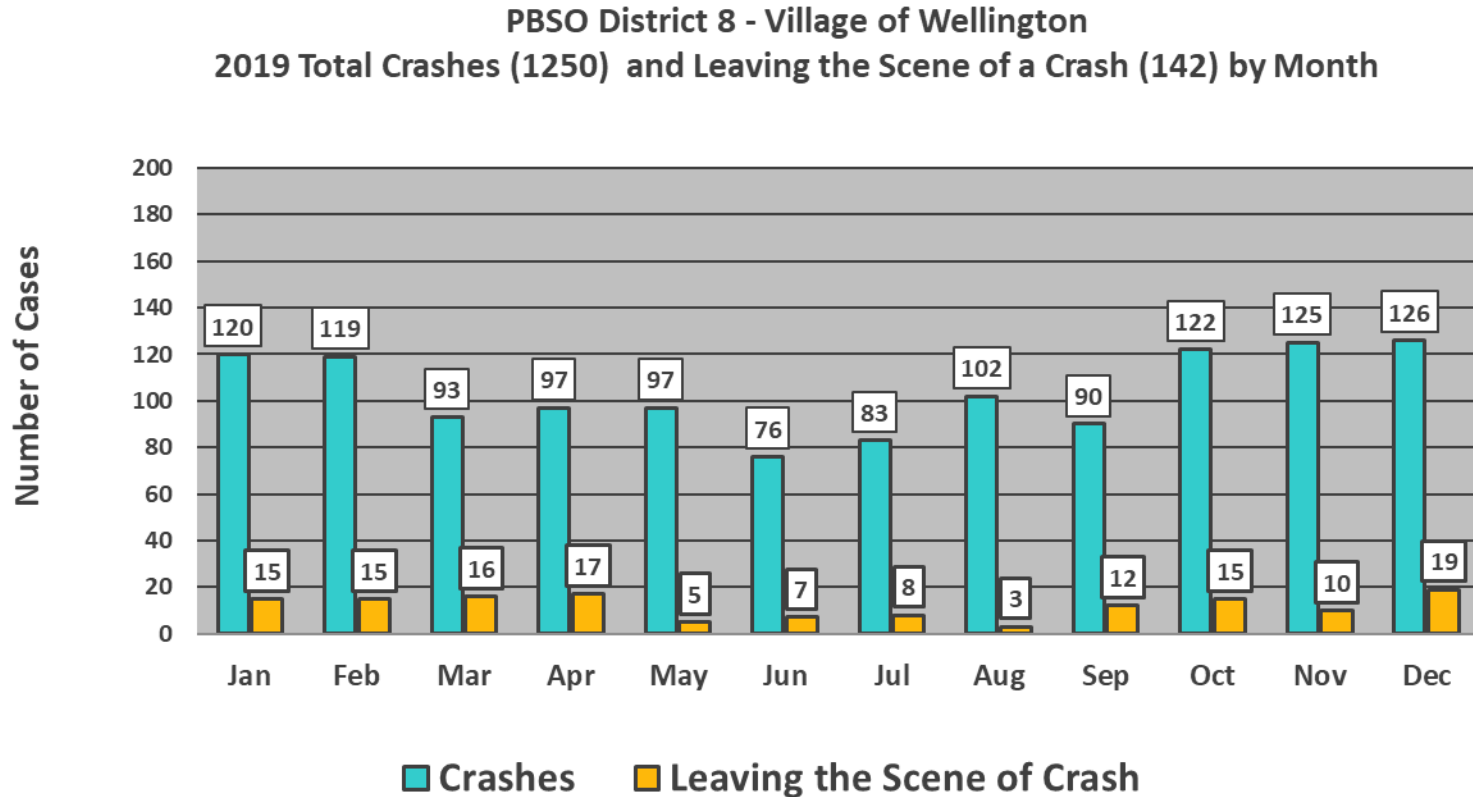
3. Number and Types of Arrests Continued

Description	2018	2019		Description	2018	2019
ALARM	1	1		LOST/FOUND PROPERTY	3	1
ALARM - HOLD UP/PANIC	3			MAN DOWN/SICK PERSON		1
ANIMAL CALL	1			MISDEMEANOR	72	45
ARMED	1	1		MISSING PERSON	2	
ASSAULT	19	15		MOTOR VEH CRASH	13	1
ASSAULT - DOMESTIC RELATED	55	54		MOTOR VEHICLE CRASH – W/INJURIES	2	
ASST TO ANOTHER DEPARTMENT		3		NEIGHBOR TROUBLE	1	
BEVERAGE VIOLATION	1			PROWLER/PEEPING TOM		2
BURGLARY - BUSINESS		3		ROBBERY - BUSINESS	1	2
BURGLARY - RESIDENCE	21	30		ROBBERY - PERSON	11	1
BURGLARY - VEHICLE	68	51		SERVING WARRANT	83	68
CHILD ABUSE	1	4		SEXUAL ASSAULT	3	1
CONDUCT INVESTIGATION		2		SHOOTING	1	
DEAD PERSON		1		SHOPLIFTING	163	122
DISTURBANCE	2	3		SPECIAL DETAIL	1	
DOMESTIC	15	17		STABBING		1
DRUG CASE	117	70		STALKING		2
DRUNK DRIVER	72	69		STOLEN TAG	1	2
DRUNK PEDESTRIAN		1		STOLEN VEHICLE	26	18
EMBEZZLEMENT/FRAUD	19	8		STOLEN VEHICLE RECOVERY		10
FELONY	119	97		SUSPICIOUS PERSON	1	2
FIGHT		2		SUSPICIOUS VEHICLE	1	1
HIT AND RUN	1			THEFT/LARCENY	19	23
HOMICIDE - VEHICLE HOMICIDE	1			TRESPASSING	14	13
INFORMATION	2	2		VANDALISM	1	7
JUVENILE TROUBLE	2	1		VEHICLE STOP	19	8
KIDNAPPING/FALSE IMPRISONMENT	1	1		VERBAL THREATS	1	1
LEWD OR LASCIVIOUS ACTS		1		Total	961	769

3. Number and Types of Arrests Continued

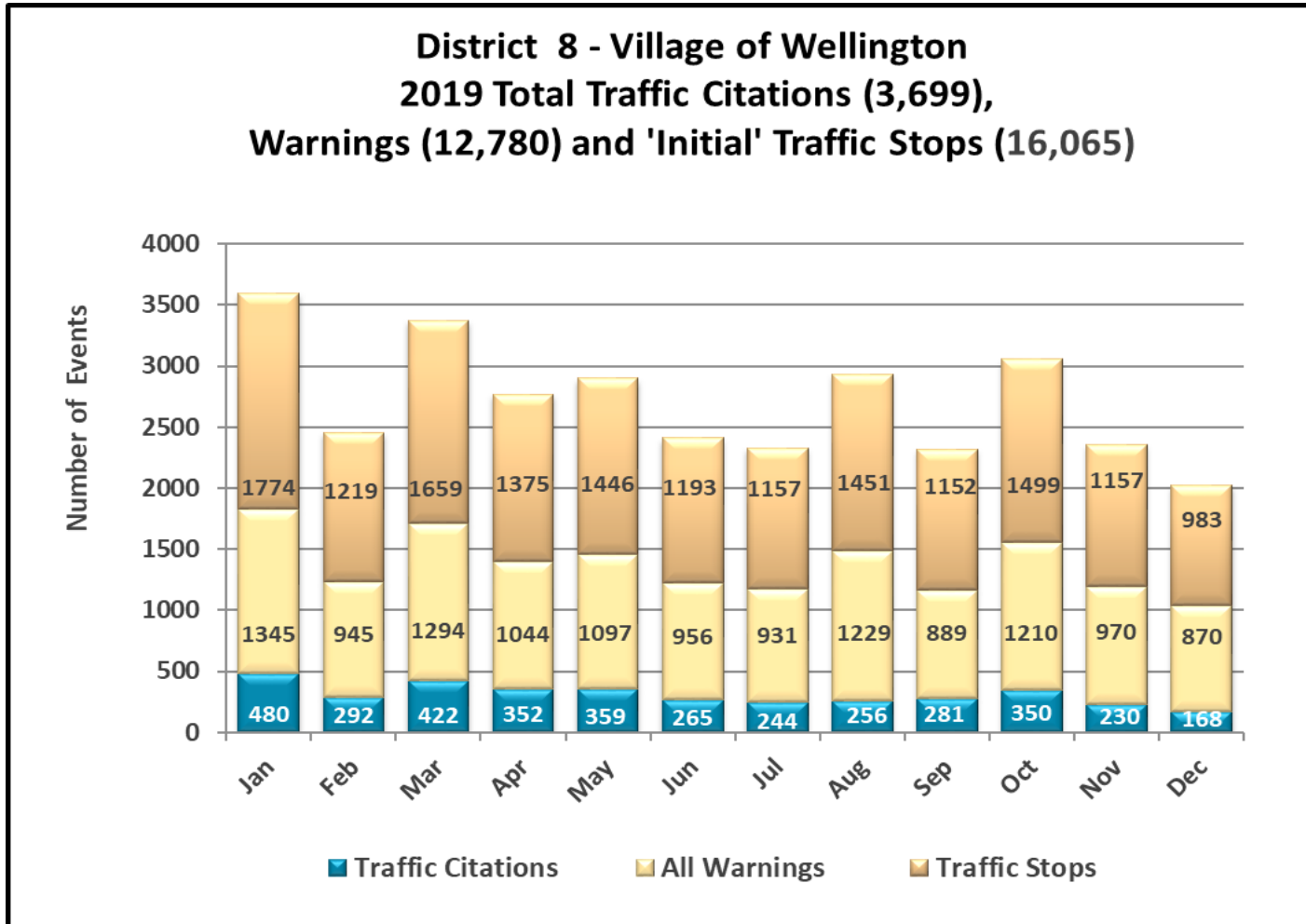


4. Traffic Crashes



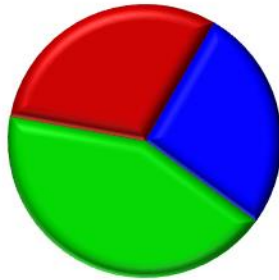
Crash statistics generated from case number data.

5. Traffic Citations, Warnings and Traffic Stops



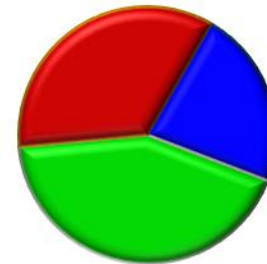
5. Traffic Citations, Warnings and Traffic Stops Continued

District 8 - Village of Wellington
2018 Traffic Stats



■ (4,272) Citations
■ (6,875) Written Warnings
■ (4,885) Verbal Warnings

District 8 - Village of Wellington
2019 Traffic Stats



■ (3,699) Citations
■ (7,046) Written Warnings
■ (5,734) Verbal Warnings

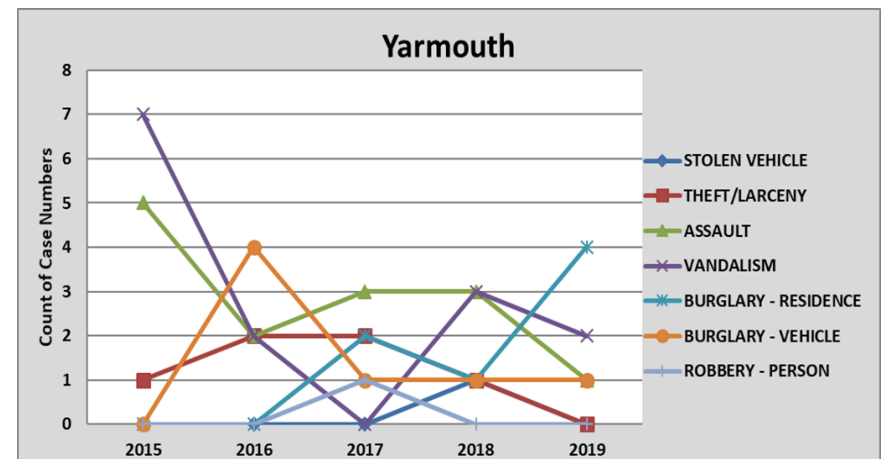
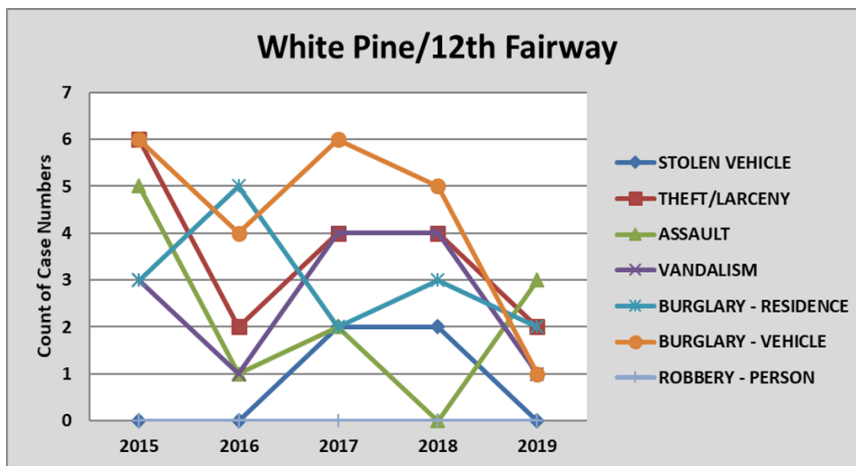
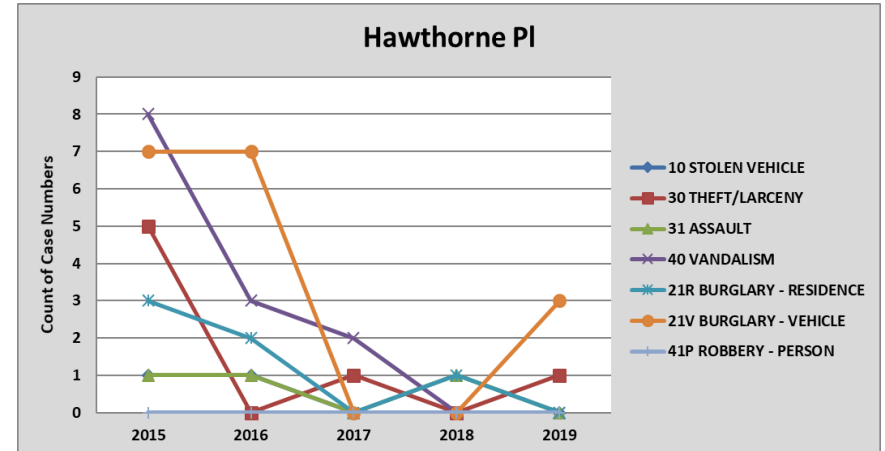
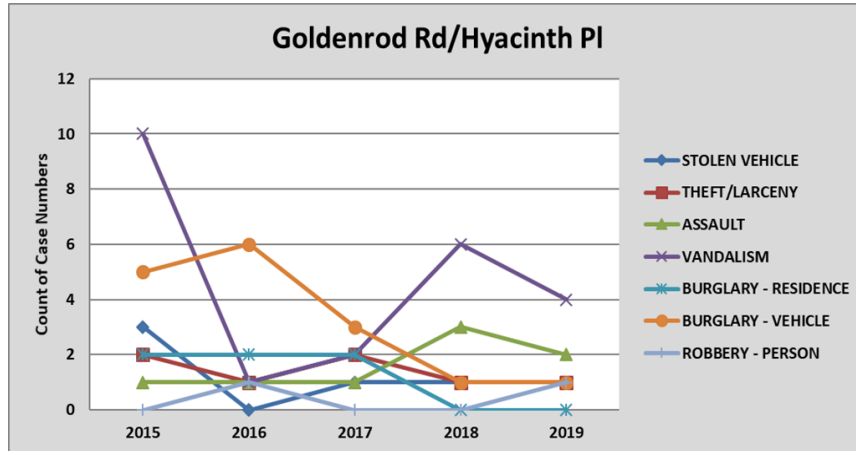
2019 Citations	13.41% lower (3,699) than 2018 (4,272).
2019 Written Warnings	2.49% higher (7,046) than 2018 (6,875).
2019 Verbal Warnings	17.38% higher (5,734) than 2018 (4,885).

6. Commercial Vehicle Enforcement

- **2019 Commercial Vehicle Enforcement:**
 - Ensures commercial vehicle compliance with Village permits and ordinances.
 - Monitors the movement of hazardous materials along the roadways.
 - Removes hazardous vehicles from the roadway before an accident or injury occurs.
 - Makes drivers more attentive to maintaining their vehicles in proper working condition.
- **2019 Accomplishments:**

District-8 Village of Wellington Commercial Motor Vehicle (CMV) Year-to-Date (YTD) Report: 2019														
Month	Vehicles			Vehicle Type				Out-of-Service		Warnings		Citations		Arrests
	Stopped	Inspected	Post Crash Inspection	Weight Case	Other	HazMat	Manure	Driver	Vehicle	Verbal	Written	DOT	State	
Total	941	941	2		820	55	66	30	124	495	2,179	25	58	4

7. Community Policing Sites



Graphs prepared by CAU.

8. Internal Affairs Complaints

During 2019, the PBSO Internal Affairs Division investigated 16 complaints:

- **No Incident Reviews (IR)**
- **4 Court Appearance Requirement (CAR) Incidents with dispositions of:**
 - 3 Verbal Reprimands.
 - 1 Written Reprimand.
- **7 Disciplinary Review Request (DRR) Investigations with dispositions of:**
 - 3 Written Reprimand.
 - 3 Verbal Counseling.
 - 1 Educational Counseling.
- **5 Personnel Complaints (PC) Investigations with dispositions of:**
 - 40 Combined hours of Suspensions.
 - 2 No Discipline.

9. Law Enforcement Trust Fund (LETf)

Property Awarded:

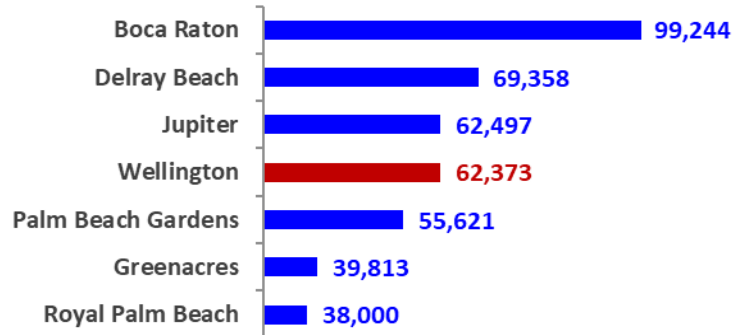
State: No distribution made during 2019.

Total Deposited to LETf: None

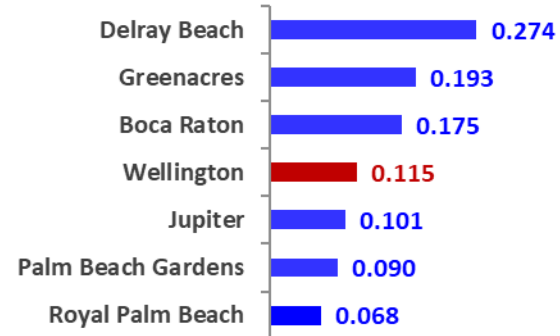
Prepared by Captain Andrew Cavanagh

10. Statistical Comparisons to Similar Situated Communities

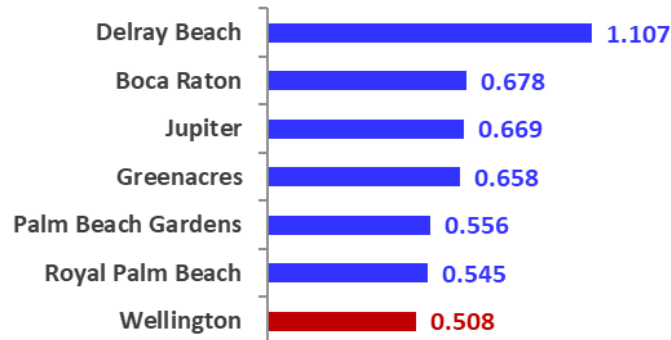
Population



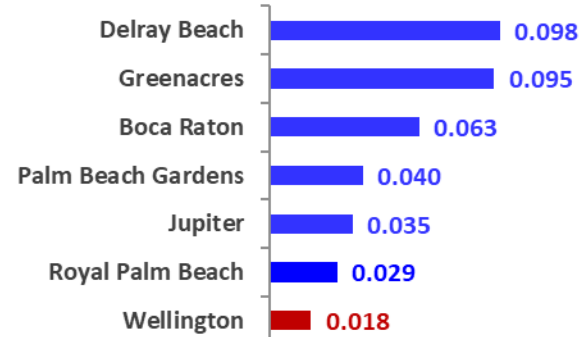
Residential Burglaries Per 100 Residents



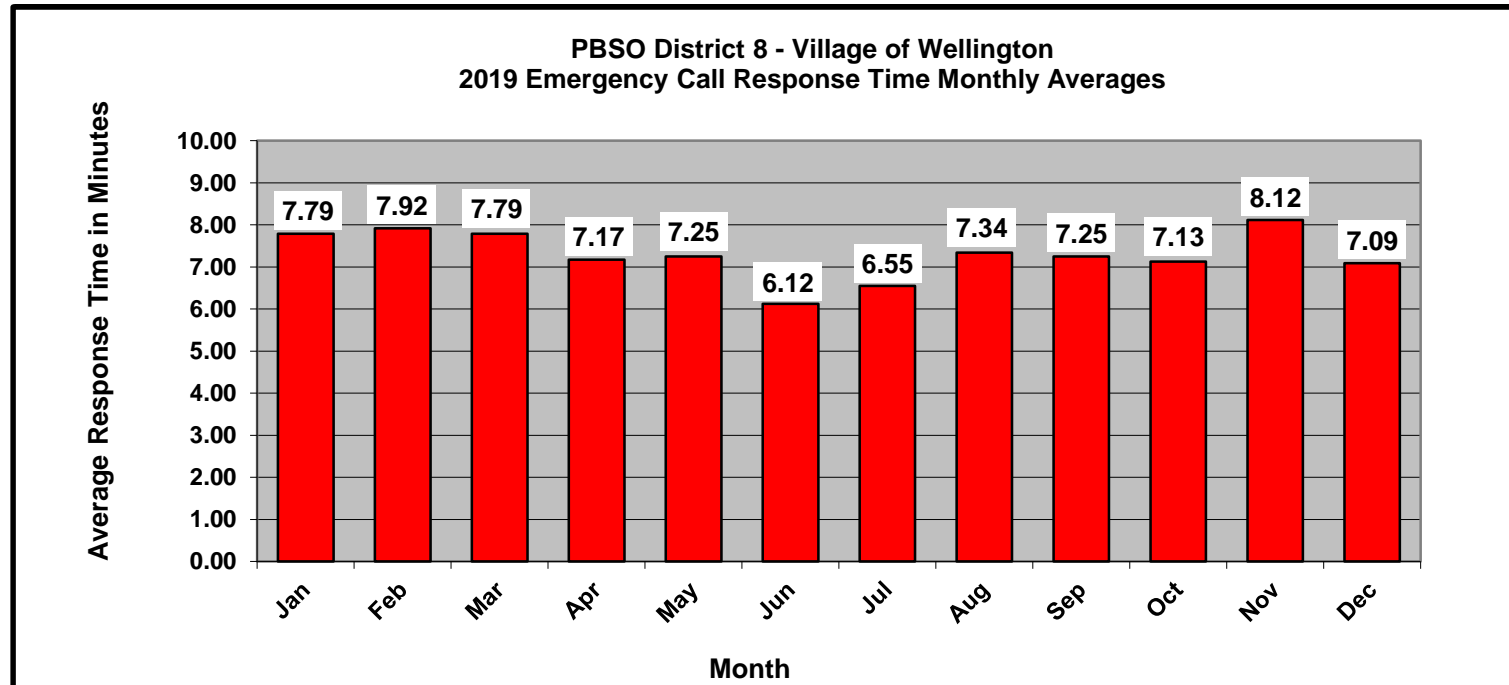
Vehicle Burglaries Per 100 Residents



Robberies Per 100 Residents



11. Response Times to Emergency Calls



Response Times for Priority 1 (Emergency) Calls were generated by the Crime View Desktop Application.

Priority 1 Calls include, but are not limited to, crimes that are in-progress, have just occurred or require immediate response.

12. Action Plans, Operations and Special Initiatives

Annual Holiday Action Plan:

- Implemented a “Holiday Action Plan” for the 2019-2020 holiday shopping season, December 18-26. The focus of the plan was to prevent robberies, thefts, auto thefts, vehicle burglaries, and retail theft at the Mall at Wellington Green. The mall is Wellington’s premier shopping venue and safety is of paramount importance to PBSO.

Operations:

- During 2019, District personnel participated in a variety of suppression operations, targeting various criminal activities (Robbery, Burglary, Vehicle Thefts, Speeding, DUI, underage liquor sales, etc.). Two such named operations were Operation Safe School Zones, and Wild Stallion #3.

Community Policing (CP):

- During 2019, District personnel participated in a variety of community oriented public service activities.
 - Child Safety Experience.
 - Emerald Cove Middle School Career Day.
 - Memorial Day Parade.
 - Focus on Autism.
 - Pierson Park July 4th Event.
 - Joe DiMaggio’s Grand Opening.
 - Summer Camp “Bullying” training & discussions.
 - Civics 101 Discussions.
 - Sheriff’s Youth Ranch Camp.
 - Boy Scout Derby.
 - Homecoming Parade.
 - Hometown Food Drive.
 - Veteran’s Day Parade.
 - Thanksgiving food distribution.
 - Operation “that’s a whole lot of stuff” outreach.
 - Shop With A Cop.
 - Palms West Hospital Holiday Gifts with Santa.
 - Numerous:
 - School programs and presentations.
 - Walk & Talks (plazas & neighborhoods).
 - Neighborhood Watch Meetings.
 - C. O. P. Meetings.

13. License Plate Reader Statistics

LPR System:

- License Plate Readers (LPR) are installed throughout the Village of Wellington (VOW).
- The LPR system scans license plates searching for stolen tags, stolen vehicles and wanted persons.
- System Alerts are transmitted to PBSO's Real Time Crime Center, supervisors, and the Street Team. Information can then be dispatched to road patrol deputies.
- The following successes were achieved responding to System Alerts:
 - (28) Arrests (comprised of 42 Charges).
 - (18) Recovered Stolen Vehicles.
 - (9) Recovered Stolen Tags.
 - (2) Recovered Runaway juveniles.
 - (1) Identification of a vehicle suspected of being used during a burglary.
 - (6) Administrative stops; non-criminal

LPR Success examples:

- 19-040953: at 2010 hours, a vehicle was carjacked by two juveniles from a female at Beall's Department Store (Military Trail, WPB). Suspect vehicle's description was entered into LPR system. The suspects, who had been driving around, triggered an LPR alert as they left Wellington. A short time later, at 2145 hours, they were located in Royal Palm Beach (RPB) and arrested.
- 19-148250: at 1506 hours, a stolen vehicle linked to a RPB residential burglary earlier that day, triggered an LPR Alert. The vehicle was located and followed to the Wellington Chevron station (Southshore and Forest Hill Boulevards). Five juvenile occupants exited the vehicle and entered the store. All were detained and three of the five were arrested.
- 19-150851: at 2221 hours, there was an LPR Alert for a stolen car used in a Miami robbery. Wellington deputies located and recovered it unoccupied at Cats Gymnastics. Both suspects were then located in the Wellington Plaza and both were arrested for Grand Theft Auto and one for carrying a concealed firearm.

14. 2020 Law Enforcement Service Plan Objectives

2020 Action Plans

- **Burglary and Theft Crime Goals:**
 - Maintain Burglary and Theft crimes less than 800 cases in 2020.
 - Clear at least 10% of burglaries by arrest.
- **Traffic Safety Goals:**
 - Maintain a crash rate of less than 3.0 crashes per 100 residents in 2020.

Burglary and Theft crimes are the combined total number of 2018 Burglary, Shoplifting and Theft/Larceny cases.

15. Performance Goals - Burglary and Theft

- **Performance Goals:**
 - Maintain Burglary and Theft crimes less than 800 cases in 2020.
 - Clear at least 10% of burglaries by arrest.
- **Result (How did we do on our 2019 LESP Goals?):**
 - Residential Burglary increased 61.11% from 2018 (36) versus 2019 (58).
 - Burglary and Theft crimes decreased .01% from 2018 (714) to 2019 (707).
 - Surpassed the objective “less than 800 cases” by 11.62%.
 - Of the 351 burglaries in 2019, 23.93% were cleared by arrest (84).
 - Surpassed the objective “clear at least 10%” by arrest.

Note: LESP = Law Enforcement Service Plan

16. Performance Goal - Traffic Issues

- **Performance Goal:**
 - Maintain a Crash Rate (CR) of less than 3.0 crashes per 100 Village Residents.
- **Result (How did we do?):**
 - **'Initial'** Traffic Stops increased 1.618% from 2018 (15,805) versus 2019 (16,065).
 - Crashes increased 6.995% from 2018 (1,301) versus 2019 (1,392).
 - The CR per 100 residents increased 6.876% from the 2018 CR (2.088) to the 2019 CR (**2.232**).
 - **Surpassed the objective "maintain a CR of less than 3.0".**

Village Residents assumes a Village of Wellington population of 62,304 in 2018 and 62,373 in 2019. For the Crash Rate (CR) calculation, Crashes are the sum of Crashes and Hit & Run cases and excludes Vehicle Homicide cases.