



PBSO District 8 – Annual Report 2023
January 1st 2023 through December 31, 2023

Table of Contents

1. Calls for Service (CFS) by Time of Day, Geographic Location, Day of the Week and Call Type....	(pages 3-7)
2. Reported Cases, Criminal and Non-Criminal, by Category.....	(pages 8-9)
3. Number and Types of Arrests	(pages 10-12)
4. Traffic Crashes	(page 13)
5. Traffic Stops, Traffic Citations, and Warnings	(page 14-15)
6. Commercial Vehicle Enforcement	(page 16)
7. Community Policing Sites	(page 17)
8. Internal Affairs Complaints	(page 18)
9. Law Enforcement Trust Fund (LETF)	(page 18)
10. Statistical Comparisons to Similar Situated Communities	(page 19-20)
11. Response Times to Emergency Calls.....	(page 21)
12. Action Plans, Operations and Special Initiatives	(page 22-25)
13. License Plate Reader Success Stories	(page 26)
14. 2023 Law Enforcement Service Plan Objectives	(page 27)
15. Performance Goals – Burglary and Theft	(page 28)
16. Performance Goals –Traffic Issues	(page 29)

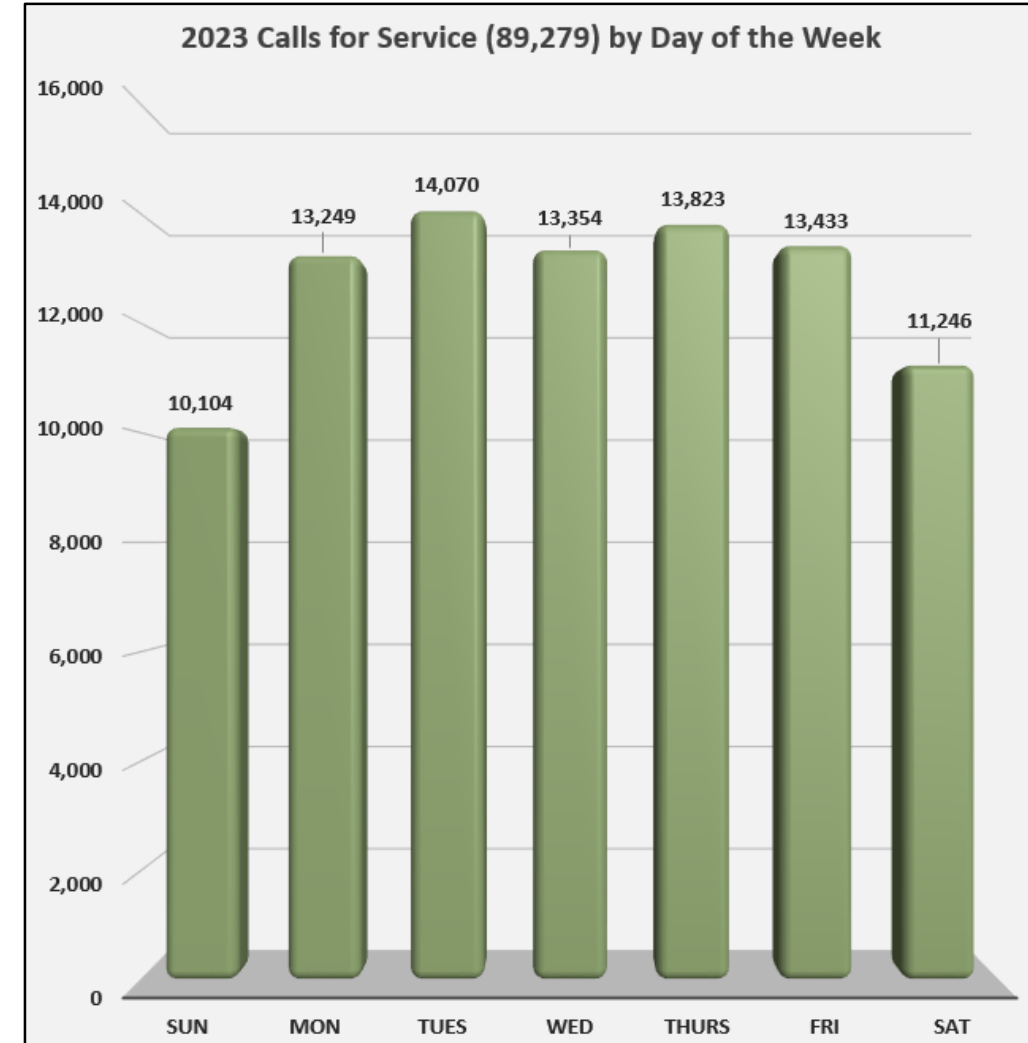
1. Calls for Service (CFS) by Time of Day and Day of the Week

Time of Day

HOURS	SUN	MON	TUES	WED	THURS	FRI	SAT
12 AM	505	439	429	445	405	357	467
1 AM	429	487	441	509	436	445	481
2 AM	439	438	535	467	486	444	498
3 AM	440	411	509	671	515	509	490
4 AM	313	274	340	333	376	379	331
5 AM	146	137	179	148	170	152	143
6 AM	212	262	367	216	379	242	181
7 AM	332	769	1045	788	1002	724	346
8 AM	542	955	1085	859	1032	782	741
9 AM	579	904	953	892	1015	859	803
10 AM	621	835	927	833	800	839	659
11 AM	457	668	720	715	726	709	562
12 PM	412	603	643	695	648	594	500
1 PM	412	755	702	760	690	638	477
2 PM	406	661	739	742	789	651	451
3 PM	478	700	776	714	678	638	465
4 PM	393	650	656	652	569	676	459
5 PM	361	550	465	465	483	515	394
6 PM	316	439	388	357	376	442	352
7 PM	372	371	332	349	364	473	350
8 PM	490	540	553	474	517	613	538
9 PM	501	563	518	514	555	603	468
10 PM	518	417	418	403	436	597	590
11 PM	430	421	350	353	376	552	500
TOTAL	10,104	13,249	14,070	13,354	13,823	13,433	11,246

Source: P1 (Initial CFS incidents, excluding PPI, PI, RED, REPO, TEST, WEL)

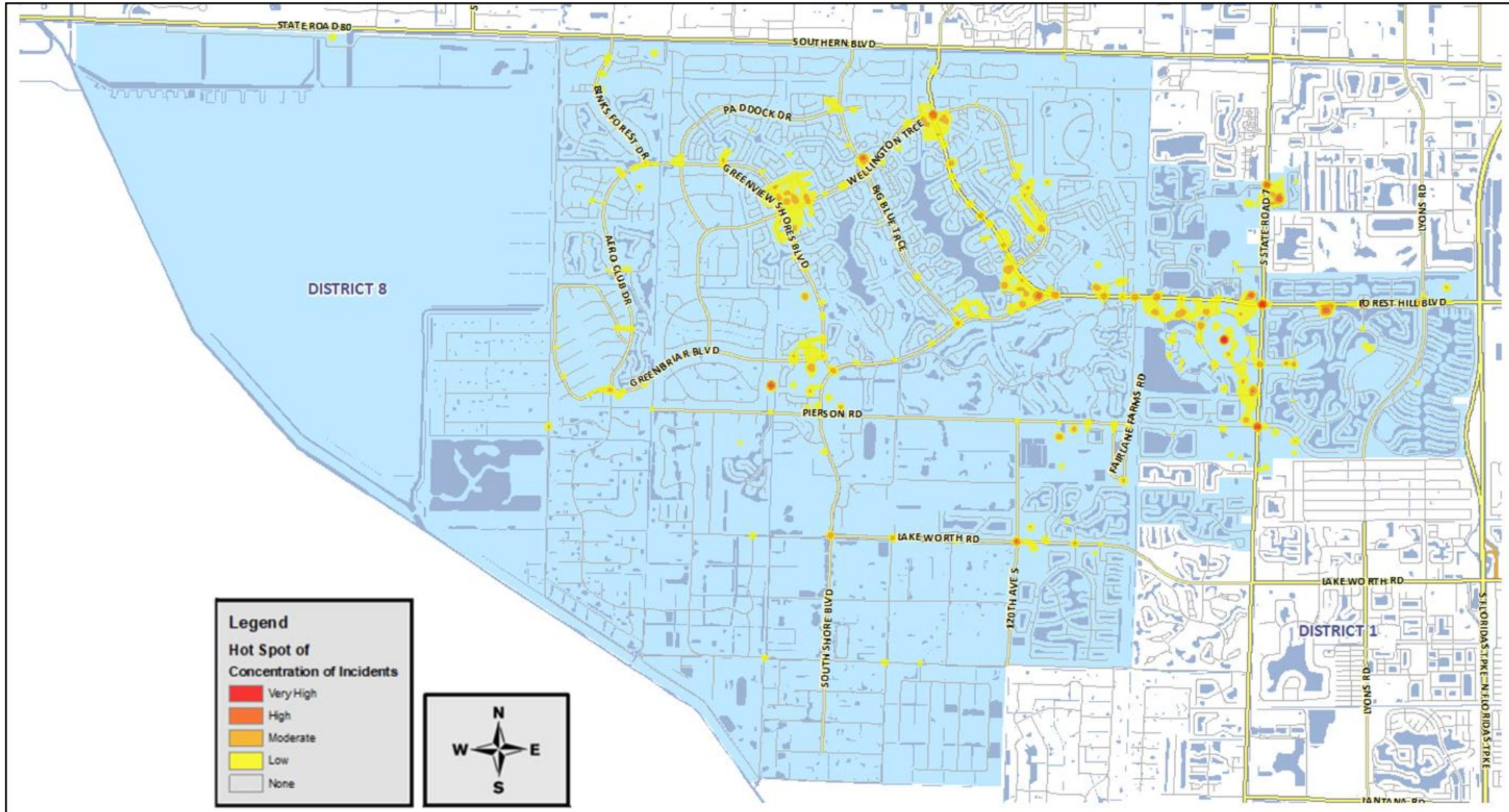
Day of the Week



Source: Graph created from Excel with P1 data

1. Calls for Service (CFS) by Geographic Location

Hot Spots are the highest concentrations of multiple calls for service;
the darker the area, the higher the concentration. Map shows the hot spots for 2023



Source: Crimeview Desktop (Final Calls for Service Incidents minus MISC)

1. Calls for Service (CFS) by Call Type

Call Type CFS	2022	2023
911 HANGUP	4,589	6,744
ABANDONED VEHICLE	83	69
ABUSE	214	257
ABUSE ON ADULT	20	28
ACCIDENTAL INJURY	67	49
AIRCRAFT CRASH	0	1
ALARM	899	783
ALARM ELECTRONIC BANK	2	0
ALARM FIRE	4	4
ALARM GOVERNMENT	10	5
ALARM HOLD UP/PANIC	130	148
ALARM MISC/MUNICIPALITY	662	601
ALARM NO RESPONSE	2	0
ALARM POWER	2	1
ALARM WEATHER RELATED	51	45
ANIMAL CALL	163	154
ARMED / CONCEALED WEAPONS VIOLATIONS	7	1
ARU TEST MODIFY CIRC	0	0
ASSAULT	139	116
ASSAULT DOMESTIC RELATED	155	147

Call Type CFS	2022	2023
ASST TO ANOTHER DEPARTMENT	400	364
BEVERAGE VIOLATION	0	1
BOMB THREAT	0	0
BURGLARY BUSINESS	7	14
BURGLARY CONSTRUCTION	0	4
BURGLARY RESIDENCE	44	36
BURGLARY VEHICLE	135	217
BUSINESS / RESIDENCE CHECK	41,984	44,689
CHILD MOLESTATION	5	1
CIVIL MATTER	429	420
COMMUNICABLE DISEASE	2	0
COMMUNITY ACTION PLAN	0	0
COMPUTER CRIMES	14	15
CONDUCT INVESTIGATION	557	582
CONTACT	116	128
CONVOY/ESCORT	2	10
DEAD PERSON	50	67
DISABLED VEHICLE	404	420
DISTURBANCE	377	402
DOMESTIC	868	788

The information in this report is based on beats within the district. Miscellaneous incident Type codes: PPI, PI, RED, REPO, RMS, TEST and WEL are excluded from the total CAD incidents. This report is dynamic and subject to change.

1. Calls for Service (CFS) by Call Type (cont'd)

Call Type CFS	2022	2023
DOMESTIC UNFOUNDED	82	90
DROWNING	0	5
DRUG CASE	29	23
DRUNK DRIVER	61	62
DRUNK PEDESTRIAN	2	1
EMBEZZLEMENT/FRAUD	390	339
EMERGENCY OPERATIONS CENTER	1	0
ENVIRONMENTAL CRIME	5	8
ESCAPED PRISONER	1	0
EXPLOSION/FIRE BOMBING	1	2
FAIL TO REDELIVER HIRED VEHICLE	0	1
FELONY	53	74
FIGHT	27	24
FINGERPRINT VERIFICATION	1	0
FIRE	52	63
FIREWORKS	48	63
FORGERY/COUNTERFEIT	29	32
GAMBLING	0	1
GRAFFITI	3	5
HIT & RUN W/INJURIES	7	8

Call Type CFS	2022	2023
HIT & RUN W/UNKNOWN INJURIES	3	3
HIT AND RUN	168	175
HITCHHIKER	0	0
HOMICIDE VEHICLE HOMICIDE	1	5
IMPERSONATING LAW ENFORCEMENT OFCR	0	1
IN PURSUIT	0	1
INFORMATION	431	473
JUVENILE TROUBLE	285	281
KIDNAPPING/FALSE IMPRISONMENT	1	1
LEWD OR LASCIVIOUS ACTS	20	28
LOST/FOUND PROPERTY	248	269
MAN DOWN/SICK PERSON	361	382
MAN DOWN/SICK PERSON EXCITED DELIRIUM	1	4
MAN DOWN/SICK PERSON OVERDOSE	16	21
MENTALLY DISTURBED PERSON	206	214
MISDEMEANOR	63	56
MISSING PERSON	97	89
MISSING PERSON ALZHEIMERS	4	4
MISSING PERSON RECOVERY	60	75
MOBILE EYES	57	44

The information in this report is based on beats within the district. Miscellaneous incident Type codes: PPI, PI, RED, REPO, RMS, TEST and WEL are excluded from the total CAD incidents. This report is dynamic and subject to change.

1. Calls for Service (CFS) by Call Type (cont'd)

Call Type CFS	2022	2023
MOTOR VEH CRASH	1,085	1,093
MOTOR VEHICLE CRASH DEPT VEH INVOLVED	15	19
MOTOR VEHICLE CRASH UNKNOWN INJURIES	100	94
MOTOR VEHICLE CRASH WITH INJURIES	164	156
MURDER	0	1
NEIGHBOR TROUBLE	143	161
NOISE	401	453
OBSCENE/HARASSING CALLS	57	38
OPEN DOOR	21	27
PAWN SHOP VIOLATIONS	1	0
POLICE SERVICE CALL	1,759	2,001
PRESCRIPTION CASE	1	0
PRISONER TRANSPORT	144	134
PROBLEM SOLVING CODE ENFORCEMENT	0	22
PROBLEM SOLVING HOMELESS INTERVENTION	9	15
PROBLEM SOLVING MISC	1	0
PROBLEM SOLVING TRAFFIC	299	536
PROBLEM SOLVING VEHICLE BURGLARY	1	5
PROWLER/PEEPING TOM	0	0
RACIAL TROUBLE	0	0

Call Type CFS	2022	2023
RECKLESS DRIVER	85	112
RECKLESS OPERATION OF A BOAT	0	0
RESIDENTIAL/EMPLOYMENT CHECK (IHA/WR)	123	108
ROAD BLOCK	8	4
ROBBERY BUSINESS	1	2
ROBBERY PERSON	3	5
ROBBERY RESIDENCE	0	0
ROBBERY VEHICLE	0	0
SCHOOL POST	664	509
SERVING CIVIL PROCESS	579	1,035
SERVING WARRANT	139	93
SEXUAL ASSAULT	21	16
SHOOTING	7	7
SHOPLIFTING	237	198
SHOTS FIRED IN AREA	25	25
SPECIAL DETAIL	1,759	2,180
STABBING	3	0
STALKING	4	3
STOLEN TAG	42	40
STOLEN VEHICLE	66	98

Call Type CFS	2022	2023
STOLEN VEHICLE RECOVERY	22	20
SUICIDE	4	6
SUICIDE ATTEMPT	30	31
SURVEILLANCE	121	153
SUSPICIOUS INCIDENT	287	330
SUSPICIOUS PERSON	630	709
SUSPICIOUS VEHICLE	596	596
THEFT OF AUTO PARTS	4	3
THEFT/LARCENY	216	227
THREATS	69	80
TRESPASSING	190	231
UNWANTED GUEST	155	183
VANDALISM	87	91
VEHICLE STOP	16,288	16,581
VIOLATION PICK UP	1	2
WELFARE CHECK	580	608
TOTAL	82,653	89,279

The information in this report is based on beats within the district. Miscellaneous incident Type codes: PPI, PI, RED, REPO, RMS, TEST and WEL are excluded from the total CAD incidents. This report is dynamic and subject to change.

2. Reported Cases, Criminal and Non-Criminal by Category

Crimes Against Persons		
Description	2022	2023
ADULT ABUSE/NEGLECT	17	22
ASSAULT	113	102
ASSAULT - DOMESTIC RELATED	142	136
CHILD ABUSE	146	174
CHILD MOLESTATION	3	0
COMPUTER CRIMES	12	14
EXPLOSION/FIRE BOMBING	0	1
HATE CRIME	0	0
HI-JACK AIRCRAFT	0	0
KIDNAPPING/FALSE IMPRISONMENT	1	1
LEWD OR LASCIVIOUS ACTS	14	24
MURDER	0	1
OBSCENE/HARASSING CALLS	23	16
ROBBERY - BUSINESS	1	2
ROBBERY - PERSON	3	4
ROBBERY - RESIDENCE	0	0
ROBBERY - VEHICLE	0	0
SEXUAL ASSAULT	16	16
SHOOTING	4	5
SNIPER FIRE	0	0
STABBING	1	0
STALKING	4	3
THREATS	48	51
Total	548	572

Crimes Against Property		
Description	2022	2023
BOMB THREAT	0	0
BURGLARY - BUSINESS	6	11
BURGLARY - CONSTRUCTION	0	3
BURGLARY - RESIDENCE	36	24
BURGLARY - VEHICLE	108	182
EMBEZZLEMENT/FRAUD	291	241
FAIL TO REDELIVER HIRED VEHICLE	0	0
FIRE	28	40
FORGERY/COUNTERFEIT	23	25
GRAFFITI	1	4
SHOPLIFTING	224	172
STOLEN TAG	27	35
STOLEN VEHICLE	44	61
STOLEN VEHICLE RECOVERY	10	7
THEFT OF AUTO PARTS	3	3
THEFT/LARCENY	155	169
VANDALISM	64	76
Total	1020	1053

Crimes Against the State		
Description	2022	2023
ARMED	7	0
BEVERAGE VIOLATION	0	1
CORRECTIONS ARREST	0	0
CORRECTIONS/WALK IN SURRENDER	0	0
DRUG CASE	28	22
ENVIRONMENTAL CRIME	2	5
ESCAPED PRISONER	0	0
FELONY	53	68
FIGHT	10	6
FIREWORKS	0	0
GAMBLING	0	0
HITCHHIKER	0	0
IMPERSONATING LAW OFFICER	0	0
MISDEMEANOR	60	56
PRESCRIPTION CASE	0	0
PROWLER/PEEPING TOM	0	0
RECKLESS OPERATION OF A BOAT	0	0
RIOT	0	0
SERVING WARRANT	76	49
SHOTS FIRED IN AREA	1	4
SUICIDE	4	6
SUICIDE ARMED	0	0
TERRORISM	0	0
UNIT EMERGENCY/HELP	0	0
UNLAWFUL ASSEMBLY	0	0
VICE CASE/NON DRUG	0	0
Total	241	217

The information in this report is based on beats within the district. Miscellaneous incident Type codes: PPI, PI, RED, REPO, RMS, TEST and WEL are excluded from the total CAD incidents. This report is dynamic and subject to change.

Reported Cases are case numbers generated for actual crimes.

2. Reported Cases, Criminal and Non-Criminal, by Category (cont'd)

Traffic Related		
Description	2022	2023
BAIT VEHICLE	0	0
DISABLED VEHICLE	20	17
DRUNK DRIVER	61	60
HIT & RUN W/INJURIES	7	6
HIT & RUN W/UNKNOWN INJURIES	0	3
HIT AND RUN	109	126
HOMICIDE - VEHICLE HOMICIDE	1	5
IN PURSUIT	0	0
MOBILE EYES	1	0
MOTOR VEH CRASH	885	914
MOTOR VEHICLE CRASH - DEPT INVOLVED	14	18
MOTOR VEHICLE CRASH – UNK INJURIES	65	57
MOTOR VEHICLE CRASH - WITH INJURIES	150	140
RECKLESS DRIVER	0	3
ROAD BLOCK	0	0
SCHOOL POST	0	0
VEHICLE STOP	24	13
ZERO TOLERANCE	0	0
Total	1,337	1,362

Non-Crime Public Service Related		
Description	2022	2023
ABANDONED VEHICLE	10	9
ACCIDENTAL INJURY	42	38
AIRPLANE CRASH	0	0
ALARM	986	636
ANIMAL CALL	31	28
ASST TO ANOTHER DEPARTMENT	73	88
BOAT-WATER ACCIDENT	0	0
BUSINESS / RESIDENCE CHECK	0	1
CIVIL MATTER	133	126
COMMUNICABLE DISEASE	2	0
COMMUNITY ACTION PLAN	0	0
CONTACT	1	0
CONDUCT INVESTIGATION	4	3
DEAD PERSON	49	65
DISTURBANCE	41	43
DOMESTIC	612	583
DOMESTIC UNFOUNDED	3	5
DROWNING	0	4
DRUNK PEDESTRIAN	0	0
EXCITED DELIRIUM	1	4
INFORMATION	392	415
JUVENILE TROUBLE	35	23
LABOR TROUBLE	0	0
LOST/FOUND PROPERTY	155	183

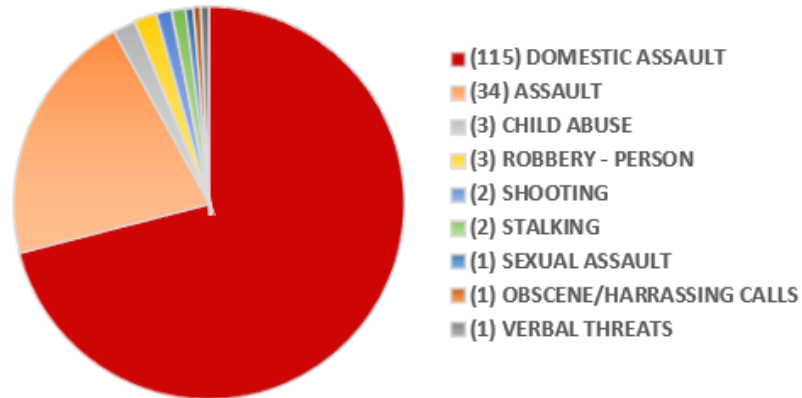
Non-Crime Public Service Related		
Description	2022	2023
MAN DOWN/SICK PERSON	25	40
MENTALLY DISTURBED PERSON	203	206
MISSING PERSON	75	74
MISSING PERSON - ALZHEIMERS	3	1
MISSING PERSON - RECOVERY	17	30
NEIGHBOR TROUBLE	40	49
NOISE	0	11
OPEN DOOR	4	4
POLICE SERVICE CALL	56	51
PROBLEM SOLVING	10	12
RACIAL TROUBLE	0	0
SERVING CIVIL PROCESS	6	5
SICK PERSON - OVERDOSE	15	19
SUICIDE ATTEMPT - ARMED	3	5
SUICIDE ATTEMPT	22	13
SUSPICIOUS INCIDENT	150	176
SUSPICIOUS PERSON	10	15
SUSPICIOUS VEHICLE	5	7
TRESPASSING	157	191
UNWANTED GUEST	11	12
WATER RESTRICTIONS	0	0
WELFARE CHECK	33	34
Total	3,415	3,209

The information in this report is based on beats within the district. Miscellaneous incident Type codes: PPI, PI, RED, REPO, RMS, TEST and WEL are excluded from the total CAD incidents. This report is dynamic and subject to change.

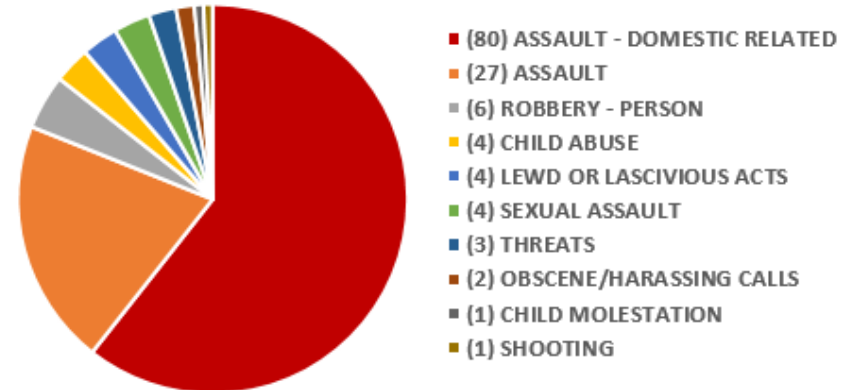
Reported Cases are case numbers generated for actual crimes.

3. Number and Types of Arrests

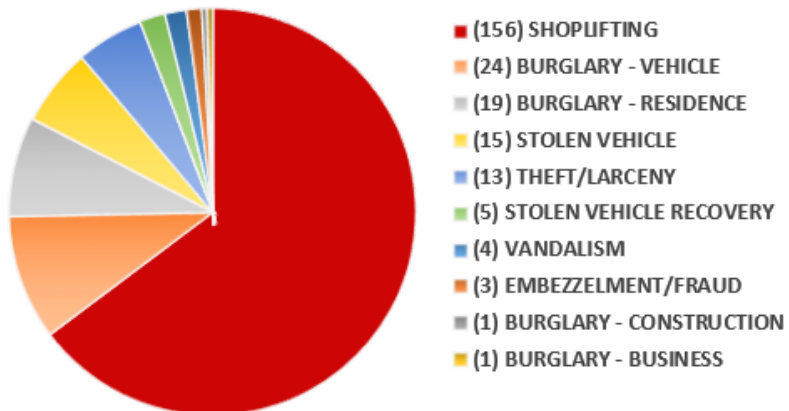
District 8 - Village of Wellington
2022 Person Crime Arrests (162)



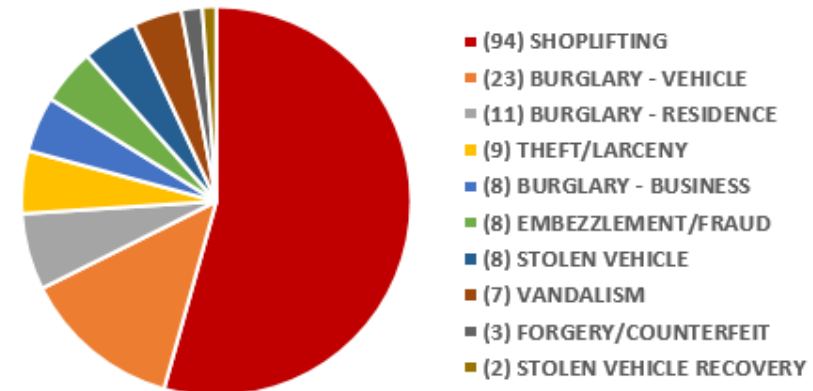
District 8 - Village of Wellington
2023 Person Crime Arrests (132)



District 8 - Village of Wellington
2022 Property Crime Arrests (241)



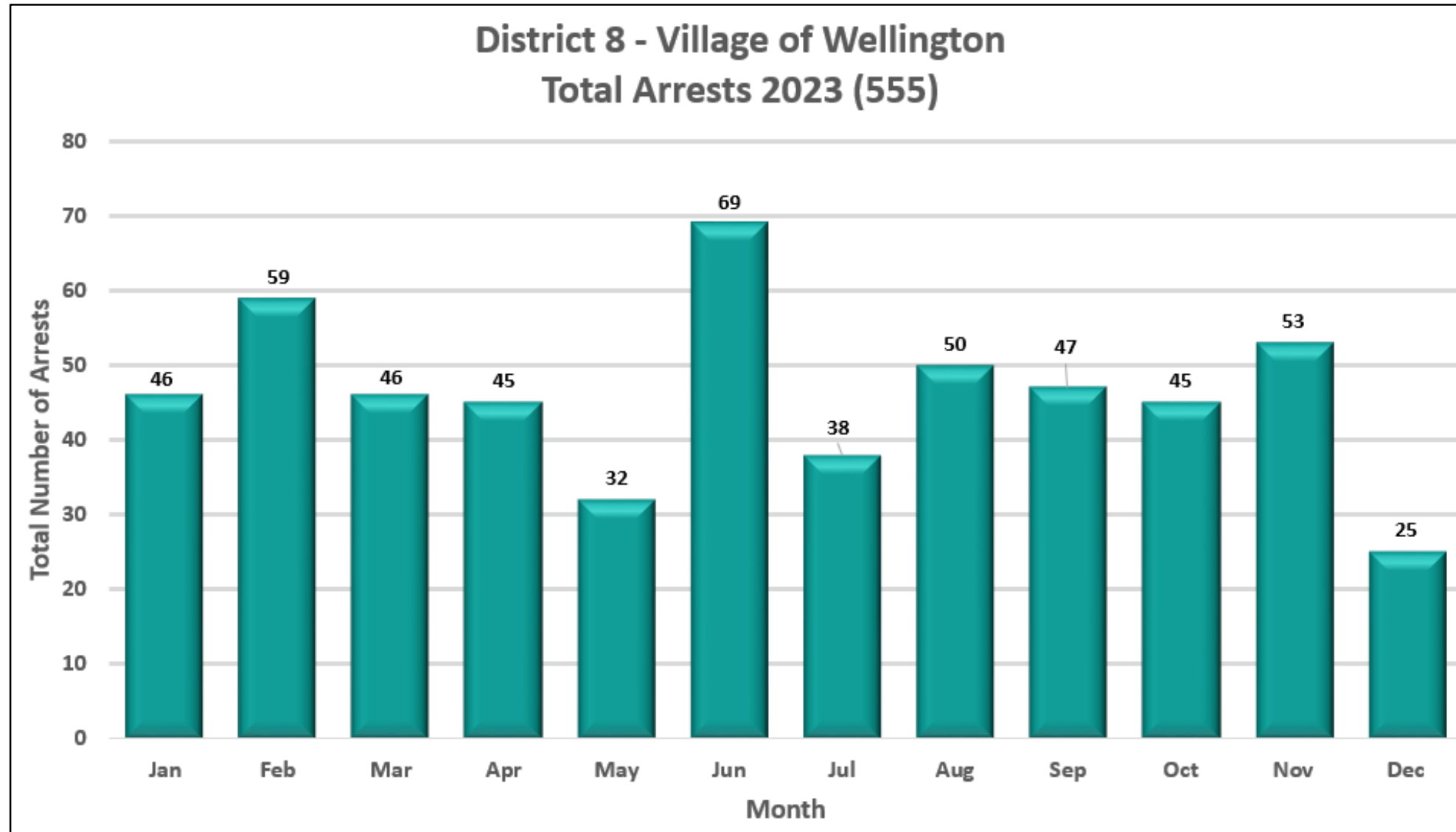
District 8 - Village of Wellington
2023 Property Crime Arrests (173)



3. Number and Types of Arrests (cont'd)

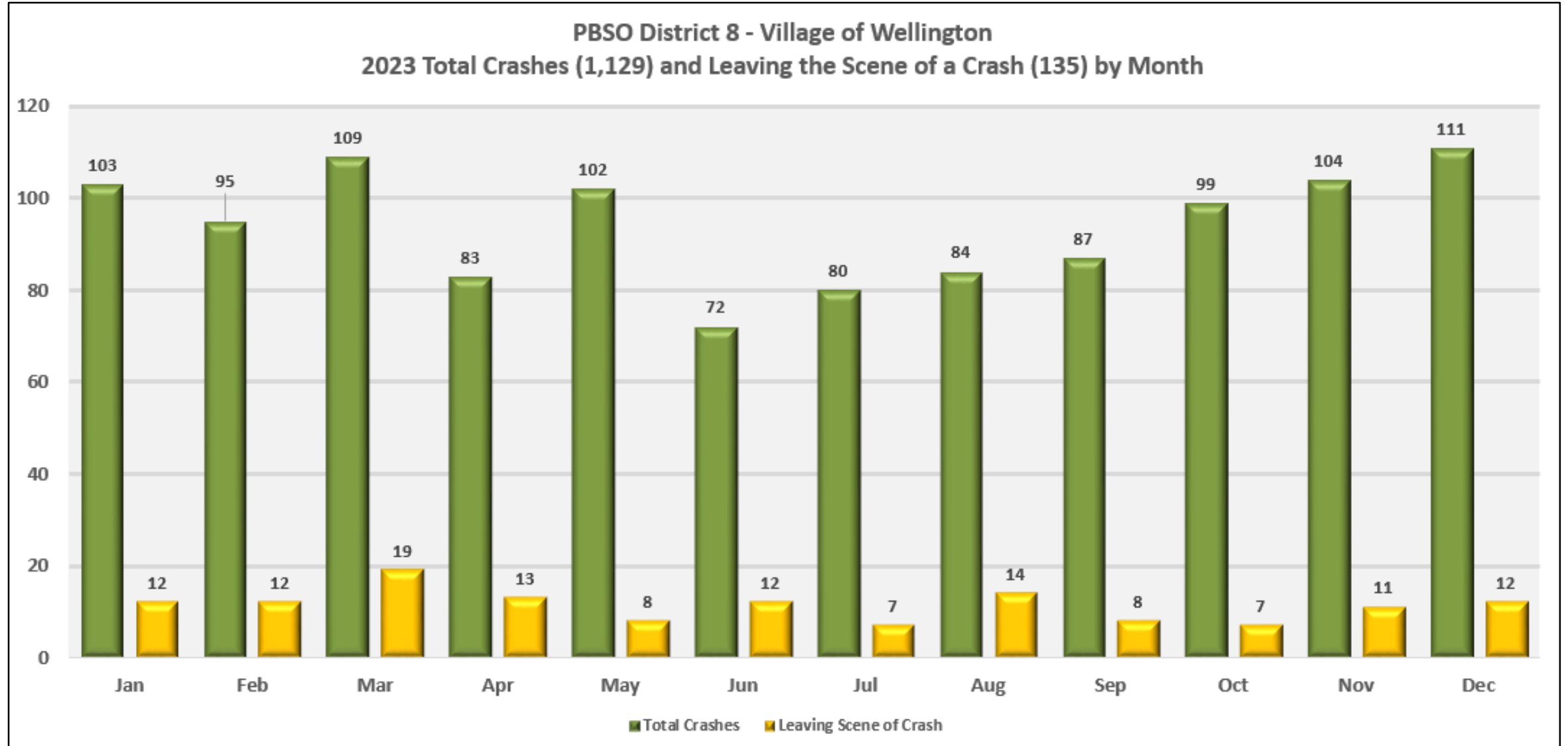
Description	2022	2023	Description	2022	2023
ADULT ABUSE	0	0	MISDEMEANOR	49	51
ALARM	0	1	MISSING PERSON	0	0
ARMED	6	0	MOTOR VEH CRASH	0	0
ASSAULT	34	27	OBSCENE/HARRASSING PHONE CALLS	1	2
ASSAULT - DOMESTIC	115	80	OBSTRUCTING TRAFFIC	0	0
ASST TO ANOTHER DEPARTMENT	2	5	PROWLER/PEEPING TOM	0	0
BOMB THREAT	0	0	RECKLESS DRIVER	0	0
BURGLARY - BUSINESS	1	8	ROBBERY - BUSINESS	0	0
BURGLARY - CONSTRUCTION	1	0	ROBBERY - PERSON	3	6
BURGLARY - RESIDENCE	19	11	ROBBERY - VEHICLE	0	0
BURGLARY - VEHICLE	24	23	SERVING WARRANT	77	54
CHILD ABUSE	3	4	SEXUAL ASSAULT	1	4
CHILD MOLESTATION	0	1	SHOOTING	2	1
CIVIL	0	1	SHOPLIFTING	156	94
CONDUCT INVESTIGATION	0	0	SICK PERSON - EXCITED DELIRIUM	0	0
DEAD PERSON	0	0	STABBING	0	0
DISTURBANCE	1	0	STALKING	2	0
DOMESTIC	8	3	STOLEN TAG	0	0
DRUG CASE	29	13	STOLEN VEHICLE	15	8
DRUNK DRIVER	60	53	STOLEN VEHICLE RECOVERY	5	2
DRUNK PEDESTRIAN	0	0	SURVEILLANCE	0	1
EMBEZZLEMENT/FRAUD	3	8	SUSPICIOUS INCIDENT	0	1
FELONY	51	53	SUSPICIOUS PERSON	1	0
FIGHT	7	0	SUSPICIOUS VEHICLE	0	0
FORGERY/COUNTERFEIT	0	3	THEFT/LARCENY	13	9
GRAFFITI	0	0	TRESPASSING	8	11
INFORMATION	0	1	UNWANTED GUEST	1	0
JUVENILE TROUBLE	0	0	VANDALISM	4	7
KIDNAPPING/FALSE IMPRISONMENT	0	0	VEHICLE HOMICIDE	1	1
LEWD OR LASCIVIOUS ACTS	0	4	VEHICLE STOP	8	0
LOST/FOUND PROPERTY	0	0	VERBAL THREATS	1	3
MAN DOWN/SICK PERSON	0	1	WELFARE CHECK	1	0
MENTALLY ILL PERSON	1	0	Total	714	555

3. Number and Types of Arrests (cont'd)



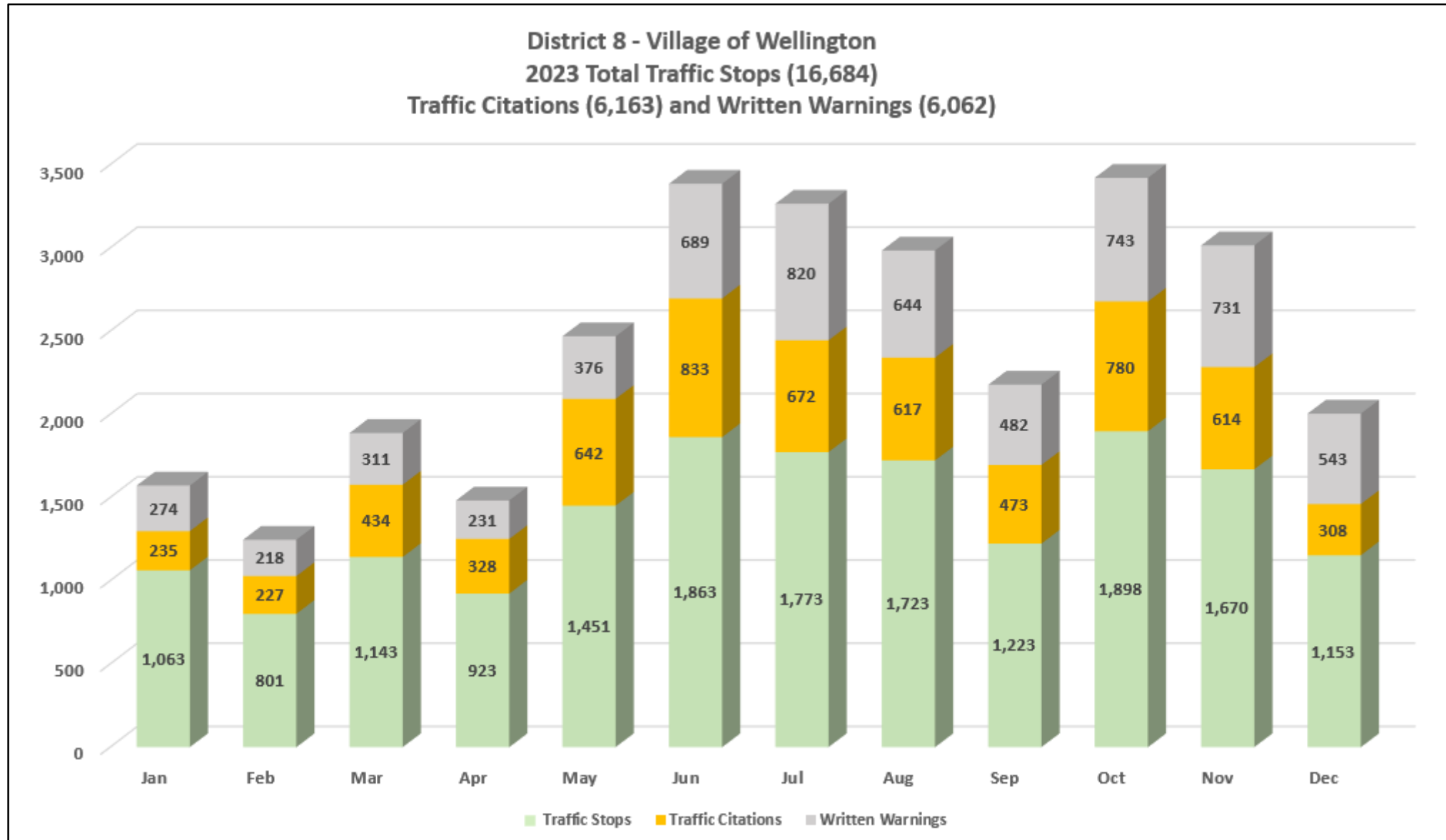
Arrest statistics extracted from PBSO Information Technology report OFFMRAD8

4. Traffic Crashes



Crash statistics generated from P1 case number data S/3's and S/4's only (excludes S/5V's)

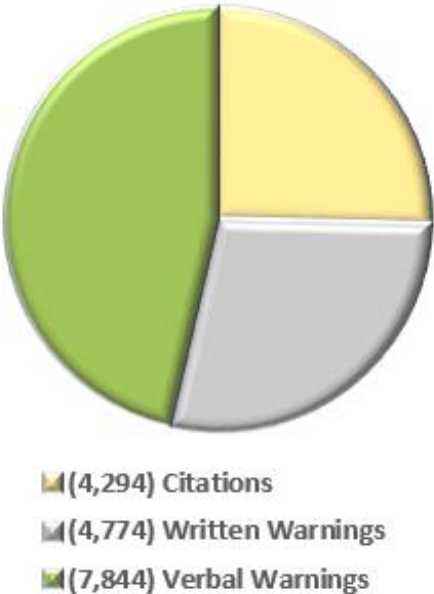
5. Traffic Stops, Traffic Citations, and Written Warnings



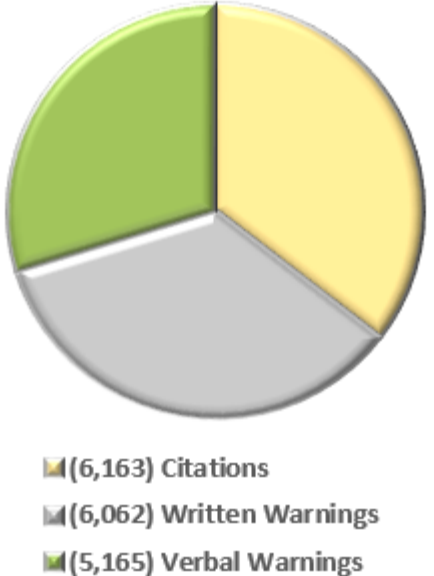
Traffic Stops, Traffic Citations, and Written Warnings data generated from initial incidents in P1

5. Traffic Stops, Traffic Citations, and Warnings (cont'd)

District 8 - Village of Wellington
2022 Traffic Stats



District 8 - Village of Wellington
2023 Traffic Stats



2023 Citations	44% higher (6,163) than 2022 (4,294)
2023 Written Warnings	27% higher (6,062) than 2022 (4,774)
2023 Verbal Warnings	34% lower (5,165) than 2022 (7,844)

Source: P1 Initial Traffic Stops, Dispositions CIT, VER, and WT

6. Commercial Vehicle Enforcement

- **2023 Commercial Vehicle Enforcement:**

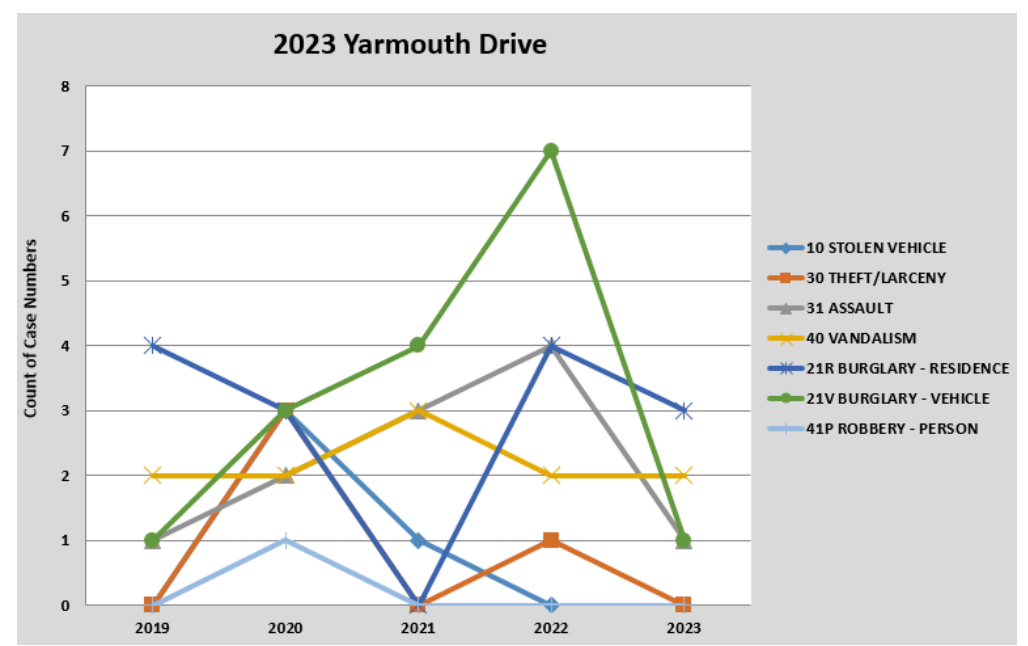
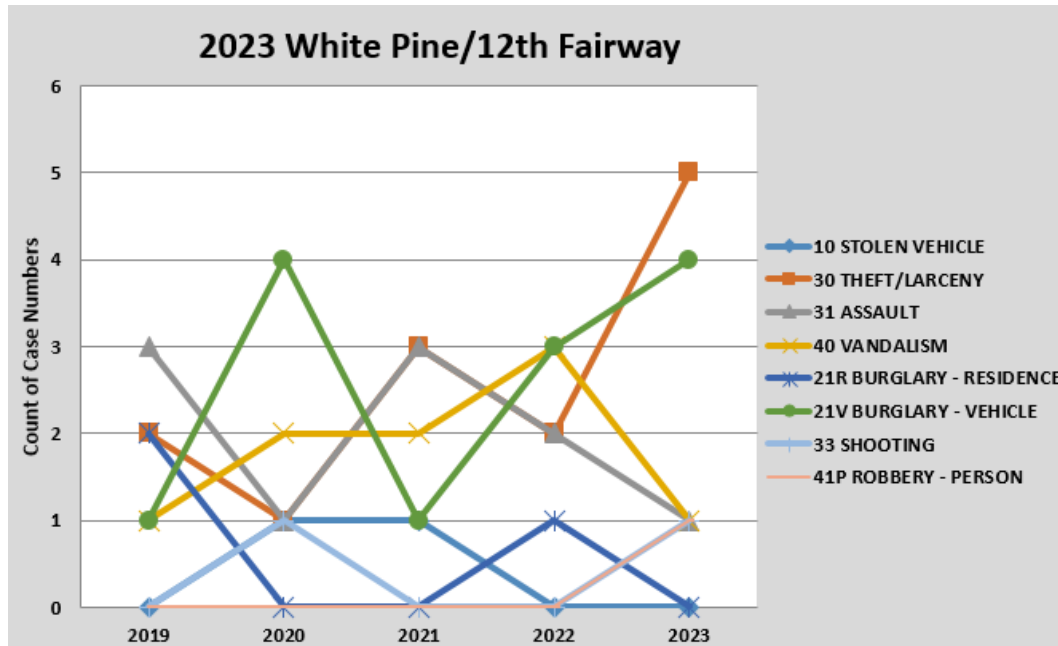
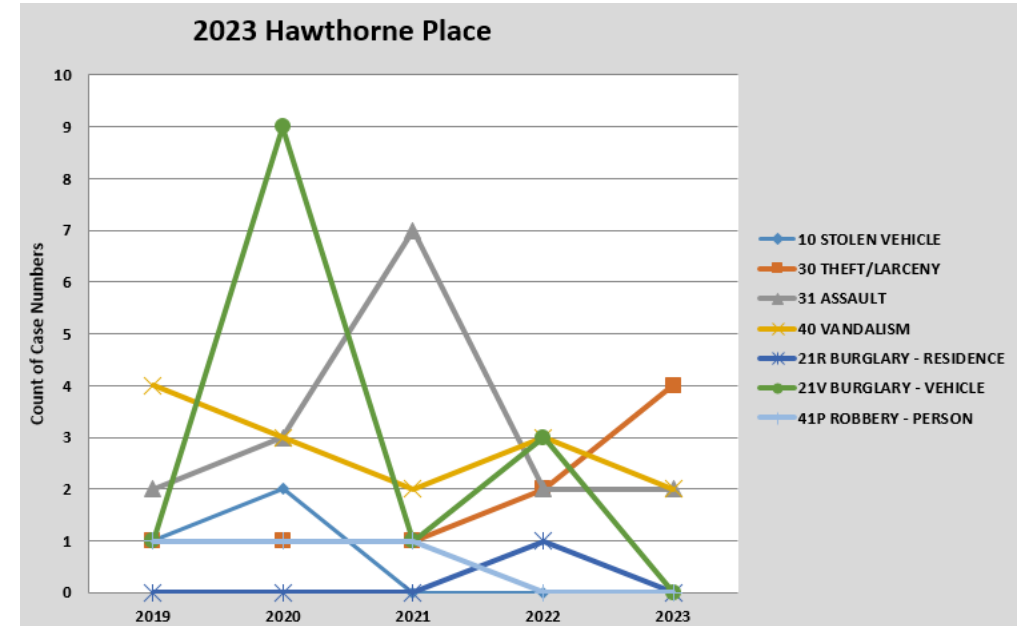
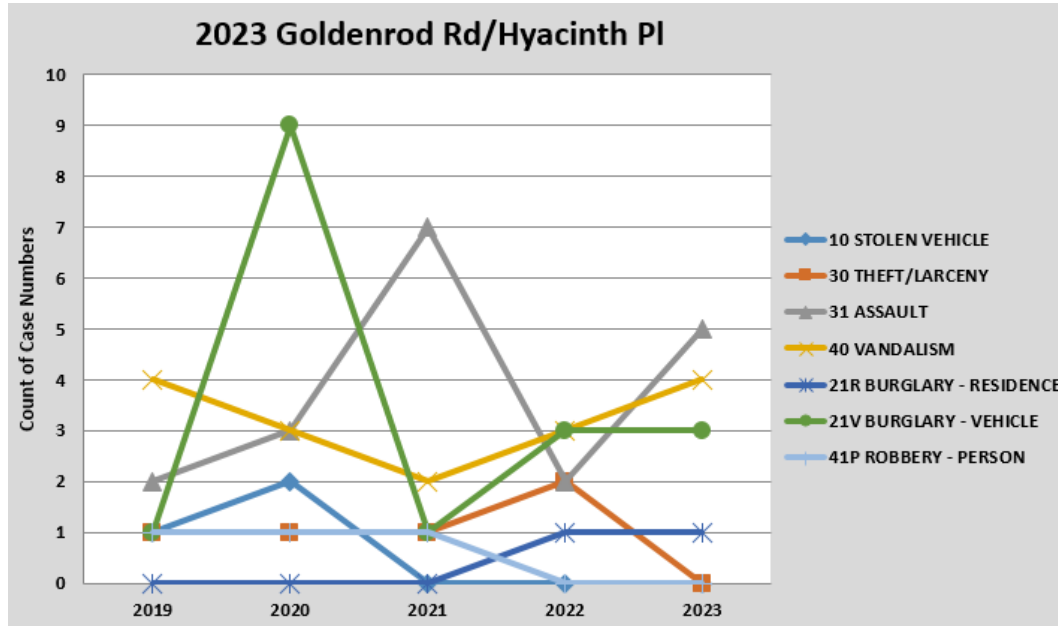
- Ensures commercial vehicle compliance with Village permits and ordinances.
- Monitors the movement of hazardous materials along the roadways.
- Removes hazardous vehicles from the roadway before an accident or injury occurs.
- Makes drivers more attentive to maintaining their vehicles in proper working condition.

- **2023 Accomplishments:**

District-8 Village of Wellington														
Commercial Motor Vehicle (CMV) Year-to-Date (YTD) Report: 2023														
Month	Vehicles			Vehicle Type				Out-of-Service		Warnings		Citations		Arrests
	Stopped	Inspected	Post Crash Inspection	Weight Case	Other	HazMat	Manure	Driver	Vehicle	Verbal	Written	DOT	State	
Total	1,740	777	8	32	545	63	20	81	165	706	2,083	276	482	1

Source: Cumulative stats from CMV Monthlies provided by deputies

7. Community Policing Sites



8. Internal Affairs Complaints

- **During 2023, the PBSO Internal Affairs Division investigated 37 complaints:**
 - **19 Incident Reviews (IR) with dispositions of:**
 - All resulting in no action warranted
 - **14 Disciplinary Review Request (DRR) Investigations with dispositions of:**
 - 1 Verbal Counseling
 - 8 Written Reprimands
 - 5 Educational Counseling
 - **No incidents of IA23**
 - **4 Personnel Complaint* (PC) Investigations with dispositions of:**
 - 1 No Discipline
 - 3 Training / Counseling
 - 1 Written Reprimands
 - **No Court Appearance Requirement (CAR) Incidents**

*One Personnel Complaint involved three Deputies




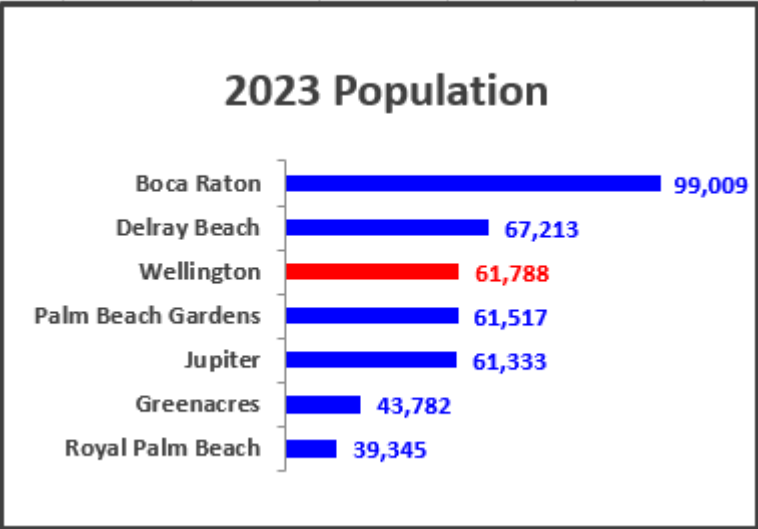
9. Law Enforcement Trust Fund (LETF)

Property Awarded:

State: No distribution made during 2023.

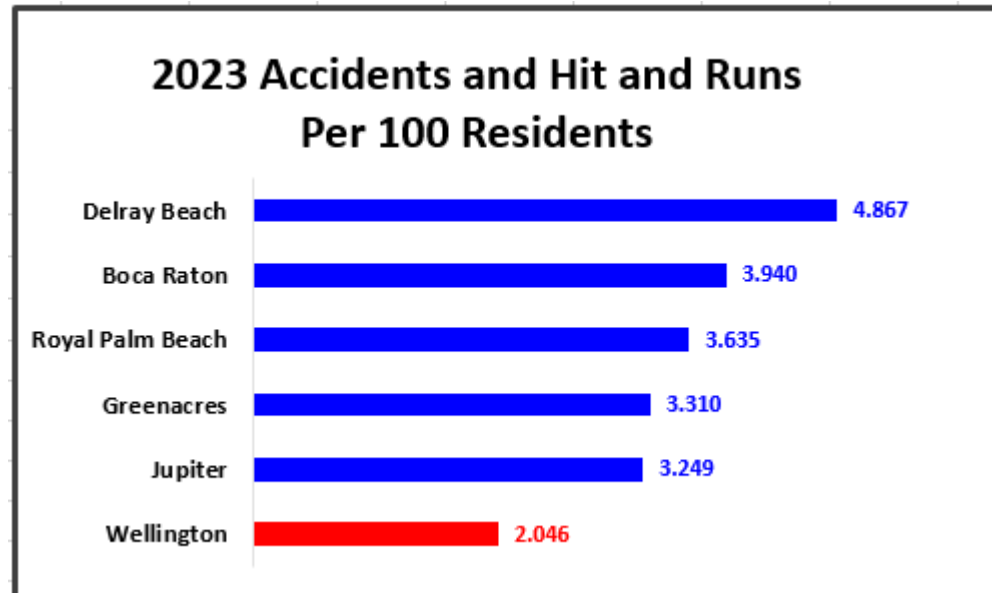
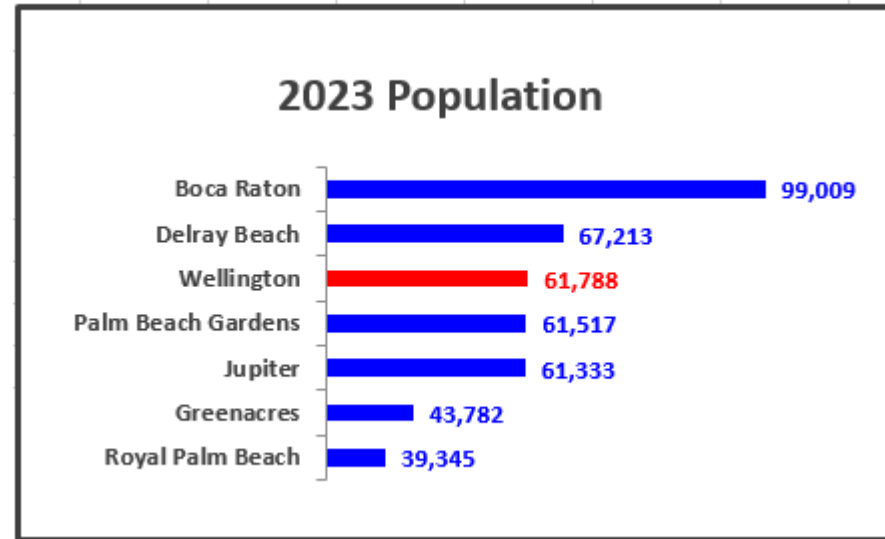
Total Deposited to LETF: None

10. Statistical Comparisons to Similar Situated Communities



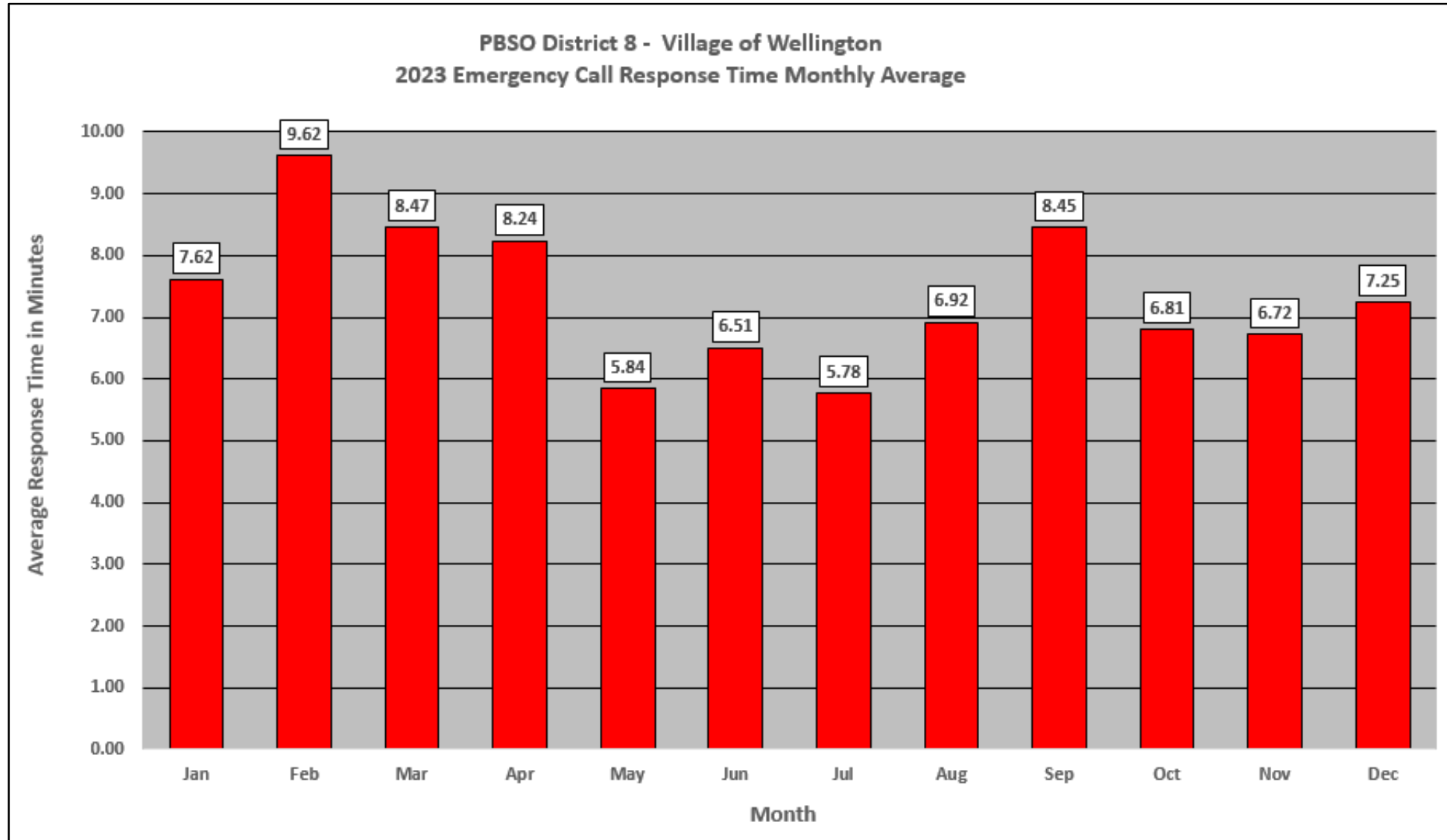
Population source: PBSO population data pulled from 2023 BEBR.
Crime stats and population data provided by each agency through direct inquiries.

10. Statistical Comparisons to Similar Situated Communities (cont'd)



Population source: 2023 BEBR
Crime stats provided by each agency through direct inquiries.

11. Response Times to Emergency Calls



Response Times for Priority 1 (Emergency) Calls were generated by the Crime View Desktop Application.
Priority 1 Calls include, but are not limited to, crimes that are in-progress, have just occurred or require immediate response.
Average Response Time in 2023 increased to 7.36 minutes from 7.12 minutes in 2022, a 3% increase.

12. Action Plans, Operations, and Special Initiatives

Fairway Plan Operation:

On October 1, 2023, the Village of Wellington updated its golf cart ordinances. To educate and bring awareness to the community, the Fairway Operation was launched. CP Deputies distributed golf cart index cards which reflected the new state law and contained the updated VOW ordinances. This initiative ran through the month of October.

Operation Summer Heat:

Criminal activity tends to increase during the months when school is out. To curb the increase of burglaries and vandalisms caused by juveniles staying out late at night, Operation Summer Heat was conducted. Surveillance was maintained in all major shopping plazas in Wellington with Agents looking for suspicious vehicles and persons. Agents also conducted proactive traffic enforcement to deter juveniles from driving recklessly.

Annual Holiday Action Plan:

During the 2023 holiday shopping season, “Operation Holiday” was implemented at the Mall at Wellington Green and in the surrounding areas for the second year. The operation ran from November 24 through December 24, 2023, and its key objective was to deter and combat criminal activity by conducting focused patrol and surveillance at businesses at these locations. The goal was to ensure the safety of residents and shoppers at the Mall at Wellington Green, the Village’s premier shopping venue.

12. Action Plans, Operations, and Special Initiatives (cont'd)

Operation Crash Awareness and Reduction Effort (CARE) Initiative:

This operation took place on February 12, 2023 during Super Bowl Sunday. District 8 Traffic Deputies conducted traffic enforcement with a focus on speeding violations, drunk driving or driving under the influence violations, motor vehicle crashes, and seatbelt violations to promote traffic safety during and after the big game.

Operation Pit Stop:

This operation is an ongoing plan that will run from September 15, 2023 through April 15, 2024 and was designed to promote traffic safety for motorists traveling through the Village. District 8 Traffic Deputies participated in this operation and targeted areas that were identified to have a high incident of traffic crashes with injuries and areas where drivers violate posted speed limits.

12. Action Plans, Operations, and Special Initiatives (cont'd)

Community Policing (CP)

During 2023, District personnel participated in a variety of community oriented public service activities:

- A Day for Autism Building Bridges with Law Enforcement Picnic
- VOW Business Partnership Program and Audit Project
- Classic Brewfest at WCC
- Career Day at Bink's Forest Elementary
- Bacon and Bourbon Festival
- Special Olympics Law Enforcement Torch Run
- Health Fair
- National Walk and Bike to School Day
- Kids Fit Jam-a-thon
- Back to School Splash party
- "Hot Spot Awareness" campaign to educate the community on how to deter burglaries
- VOW 9/11 ceremony
- Fairway Plan initiative to distribute golf cart information
- National Prescription Drug Take Back Day at Walgreen's
- Wellington Veteran's Day Parade
- Assisted with applications for annual Shop with a Cop event
- Wellington Winterfest
- Wellington Boat Parade
- Wellington Holiday Parade

12. Action Plans, Operations, and Special Initiatives (cont'd)

2023 Recurring Events:

- Neighborhood Connections
- Food Truck and Concerts
- Homeless Outreach
- Brooklyn Bagel deliveries of donated food to the Lewis Center Annex Homeless Shelter
- Senior Bingo at Community Center
- Lakeside Marketplace
- Business Walk and Talk with VOW
- Restoration Bridges deliveries of donated food to stock food pantries
- Conversation with a Deputy at Starbuck's
- Boys & Girls Club visits

Therapy Dog Unit (TDU):

Added to District 8 in 2022, Therapy Dog Charlie and his handler Deputy Gonzalez provide positive interactions throughout the Village and responds to any incident where a victim has been subjected to a traumatic experience.

- TDU interacted with families at the VOW Party in the Park Back to School event
- TDU interacted with Wellington Hospital staff for "Never Give Up Day"
- TDU interacted with vendors and seniors at the Senior Health Fair at WCC
- TDU attended the Boys & Girls Club Trunk or Treat event
- TDU visits during WCC Senior Bingo
- TDU assists at Wellington Green Mall during the holiday season

13. License Plate Readers

2023 LPR System:



Vigilant LPR's were brought off-line due to a countywide security breach on May 3, 2023.

Prior to being disabled, District 8 deputies recorded the following:

- Notified of 164 LPR hits in the Village of Wellington
- Recovered 8 stolen vehicles, which resulted in 6 arrests
- Recovered 3 stolen tags

14. Law Enforcement Service Plan Objectives

2023 Service Plan Objectives

- Burglary and Theft Crime Goals:
 - Maintain Burglary and Theft crimes less than 800 cases in 2024.
 - Clear at least 10% of burglaries by arrest.
- Traffic Safety Goals:
 - Maintain a crash rate of less than 3.0 crashes per 100 residents in 2024.

Burglary and Theft crimes are the combined total number of 2023 Burglary, Shoplifting and Theft/Larceny cases.

15. Performance Goals - Burglary and Theft

Performance Goals:

Maintain Burglary and Theft crimes less than 800 cases in 2024.
Clear at least 10% of burglaries by arrest.

Result (How did we do on our 2023 LESP Goals?):

- Residential Burglaries decreased 33% from 2022 (36) to 2023 (24).
- Burglary and Theft crimes increased 6% from 2022 (529) to 2023 (561).
 - Surpassed the objective of “less than 800 cases” by 30% (561 cases).
- Of the 220 burglaries in 2023, 19% were cleared by arrest (42).
 - Surpassed the objective to “clear at least 10% of burglaries” by arrest.

Note: LESP = Law Enforcement Service Plan

16. Performance Goals - Traffic Issues

Performance Goal:

- Maintain a Crash Rate (CR) of less than 3.0 crashes per 100 Village Residents.

Result (How did we do?):

- Initial Traffic Stops increased 2% from 2022 (16,288) to 2023 (16,581).
- Crashes increased 3% from 2022 (1,230) to 2023 (1,264).
- The CR per 100 residents increased 3% from a 2022 CR (1.991) to a 2023 CR (2.046).
- PBSO surpassed the objective to “maintain a CR of less than 3.0”.

Village of Wellington population was 61,807 in 2022 and 61,788 in 2023.

For the Crash Rate (CR) calculation, Crashes are the sum of Crashes and Hit & Run cases and excludes Vehicle Homicide cases.