




## Exhibit B: Common Bike Styles

The illustration below shows the common types of bicycles typically seen in the community. The amendment addresses the requirement to accommodate larger style bicycles like the cargo bike and bike with trailers. These two types of bicycles are used for their versatile utility capability. An adaptive bike is a bicycle or tricycle modified to meet the specific needs of individuals with disabilities, injuries, or other conditions that make traditional cycling difficult or impossible.



**TWO-WHEELED BIKE**




**FOLDING BIKE**



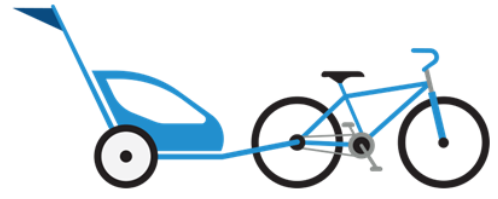
**ADAPTIVE BIKE**



**KID'S BIKE**



**CARGO BIKE**



**BIKE WITH TRAILER**