





CALCULATIONS:
 Allowable signage: 2sqft/linear frontage
 2x 63' = **126sq.ft**
 Maximum letter height: **22"**

Proposed Signage: 318" x 51.5" = **112.6 sq.ft.**
 Proposed letter height: **22"**



PROPOSED ELEVATION - FRONT

Client: _____ **Date:** _____
Landord: _____ **Date:** _____
Note: Company policy states that sign production will not begin until a customer & landord signed layout approval is received and a 50% deposit is paid.
 Notice: These drawings are the exclusive property of Signarama, WFS. They are submitted to you and/or your company for the sole purpose of your consideration of whether to purchase this artwork & sign from Signarama, WFS. Use of these plans/artwork by anyone other than you or your company employees to construct a sign or a display similar to this one is expressly forbidden without written consent from Signarama, WFS. In the event that such exhibition occurs, Signarama, WFS shall be reimbursed \$500.00 as compensation for the time and effort in creating these plans/artwork.

Signarama
 The way to grow your business.
 1367 N. Military Tr. West Palm Beach, FL
 Ph: 561.687.7993 Fx: 561.687.1629
 dana@signaramawpb.com

Client: Capitol Tile
Location: Wellington, FL
Date: 09/25/2018
Sales: Lino DeFeo
Artwork: MS
File Name: Capitol Carpet Channel Letters Wellington.fs

**COLORS ON DESIGN
 ARE REPRESENTATIONS
 AND ARE NOT EXACT,
 A SWATCH WILL BE
 PROVIDED UPON
 CUSTOMER REQUEST**



CALCULATIONS:
 Allowable signage: 2sqft/linear frontage
 2x 63' = **126sq.ft**
 Maximum letter height: **22"**

Proposed Signage: 300" x 48" = **100 sq.ft.**
 Proposed letter height: **21"**



PROPOSED ELEVATION - FRONT

Client: _____ **Date:** _____
Landord: _____ **Date:** _____
Note: Company policy states that sign production will not begin until a customer & landord signed layout approval is received and a 5% deposit is paid.
 Notice: These drawings are the exclusive property of Signarama, WPB. They are submitted to you and/or your company for the sole purpose of your consideration of whether to purchase this artwork & sign from Signarama, WPB. Use of these plans/artwork by anyone other than you or your company employees to construct a sign or a display similar to this one is expressly forbidden without written consent from Signarama, WPB. In the event that such exhibition occurs, Signarama, WPB shall be reimbursed \$500.00 as compensation for the time and effort in creating these plans/artwork.


 1367 N. Military Tr. West Palm Beach, FL
 Ph: 561.687.7993 Fx: 561.687.1629
 dana@signaramawpb.com

Client: Capitol Tile
Location: Wellington, FL
Date: 09/25/2018
Sales: Lino DeFeo
Artwork: MS
File Name: Capitol Carpet Channel Letters Wellington.fs

**COLORS ON DESIGN
 ARE REPRESENTATIONS
 AND ARE NOT EXACT,
 A SWATCH WILL BE
 PROVIDED UPON
 CUSTOMER REQUEST**



The way to grow your business.

Exhibit B - Proposed Signage Option 3

West Elevation - 820 S. SR 7 Wellington, FL



CALCULATIONS:

Allowable signage: 2sqft/linear frontage

2x 63' = **126sq.ft**

Maximum letter height: **22"**

Proposed Signage: 300" x 48" = **100 sq.ft.**

Proposed letter height: **21"**



PROPOSED ELEVATION - FRONT

Client: _____ **Date:** _____

Landord: _____ **Date:** _____

Note: Company policy states that sign production will not begin until a customer's landord signed layout approval is received and a 50% deposit is paid.

Notice: These drawings are the exclusive property of Signarama, WFL. They are submitted to you and/or your company for the sole purpose of your consideration of whether to purchase this artwork & sign from Signarama, WFL. Use of these plans/artwork by anyone other than you or your company employees to construct a sign or a display similar to this one is expressly forbidden without written consent from Signarama, WFL. In the event that such exhibition occurs, Signarama, WFL shall be reimbursed \$300.00 as compensation for the time and effort in creating these plans/artwork.



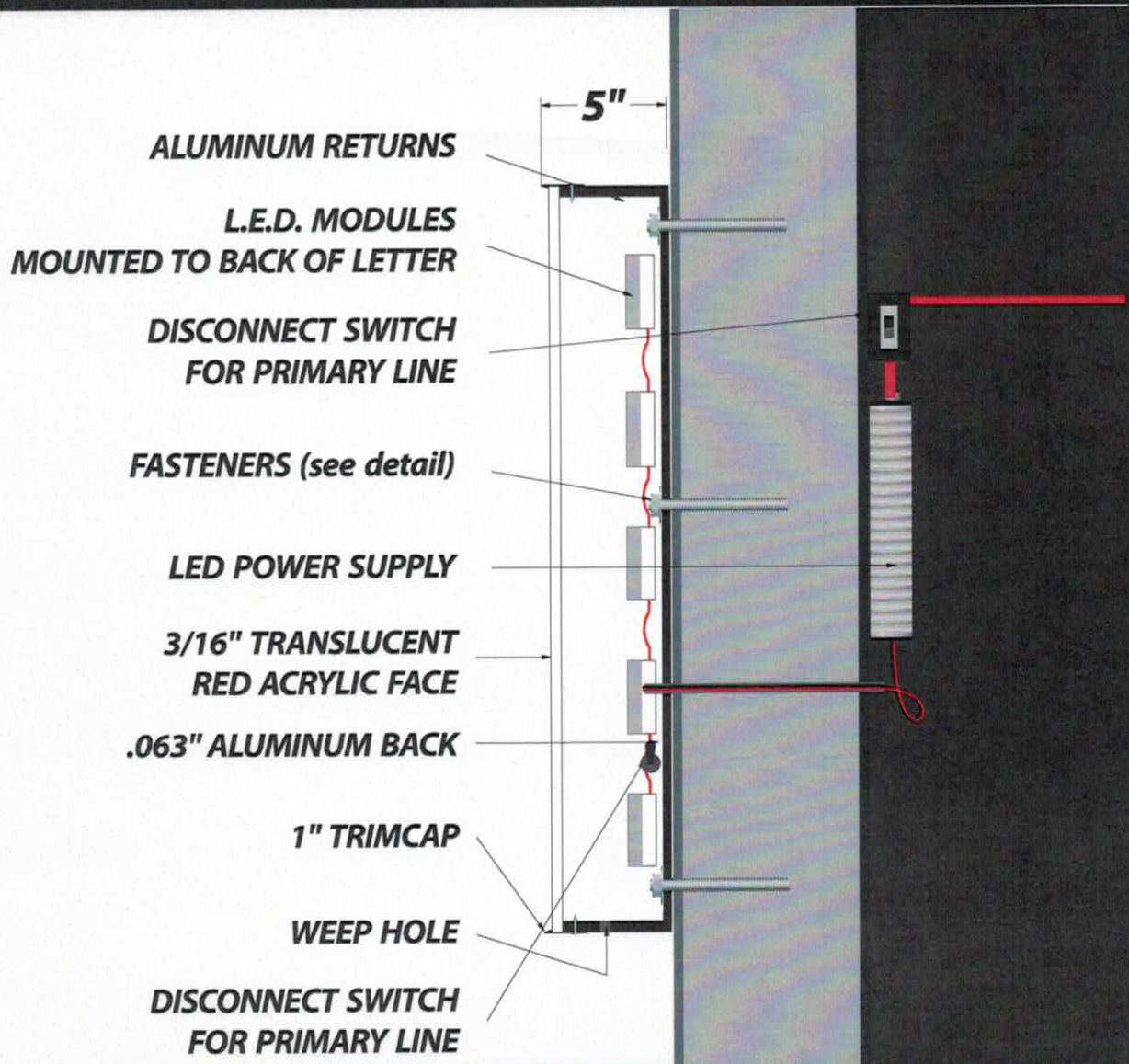
1367 N. Military Tr. West Palm Beach, FL
Ph: 561.687.7993 Fx: 561.687.1629
dana@signaramawpb.com

Client: Capitol Tile
Location: Wellington, FL
Date: 09/25/2018
Sales: Lino DeFeo
Artwork: MS
File Name: Capitol Carpet Channel Letters Wellington.fs

**COLORS ON DESIGN
ARE REPRESENTATIONS
AND ARE NOT EXACT,
A SWATCH WILL BE
PROVIDED UPON
CUSTOMER REQUEST**

FRONT-LIT CHANNEL LETTERS

TYPICAL CONSTRUCTION - N.T.S.



**- ALL COMPONENTS, WIRING & CONSTRUCTION TO BE UL APPROVED -
STANDARD 120 PRIMARY WITH DISCONNECT SWITCH**

FASTENING DETAILS

Block, Stucco, Plywood: 1/4", 5/16" x 4" toggles, washer and nut, Jacknut w/stud (washer + nut when needed)

Concrete: 3/16" x 2 1/4" tapcons, 3/16" studs, min. 3 per letter in approved sealant.

Wood Studs: #10 x 2" screws.

Drywall (interior): 3/16" toggles; hollow wall fasteners.

RECEIVED

By Planning and Zoning at 5:55 pm, Sep 26, 2018

FONT: CG Triunvirate Black

Proposed Channel Letters:

Front Lit, Internally illuminated with red LEDs

2793 Red Acrylic faces, red trimcap,

white aluminum backs and returns.

Flush mounted, remote wired w/ disconnect switch