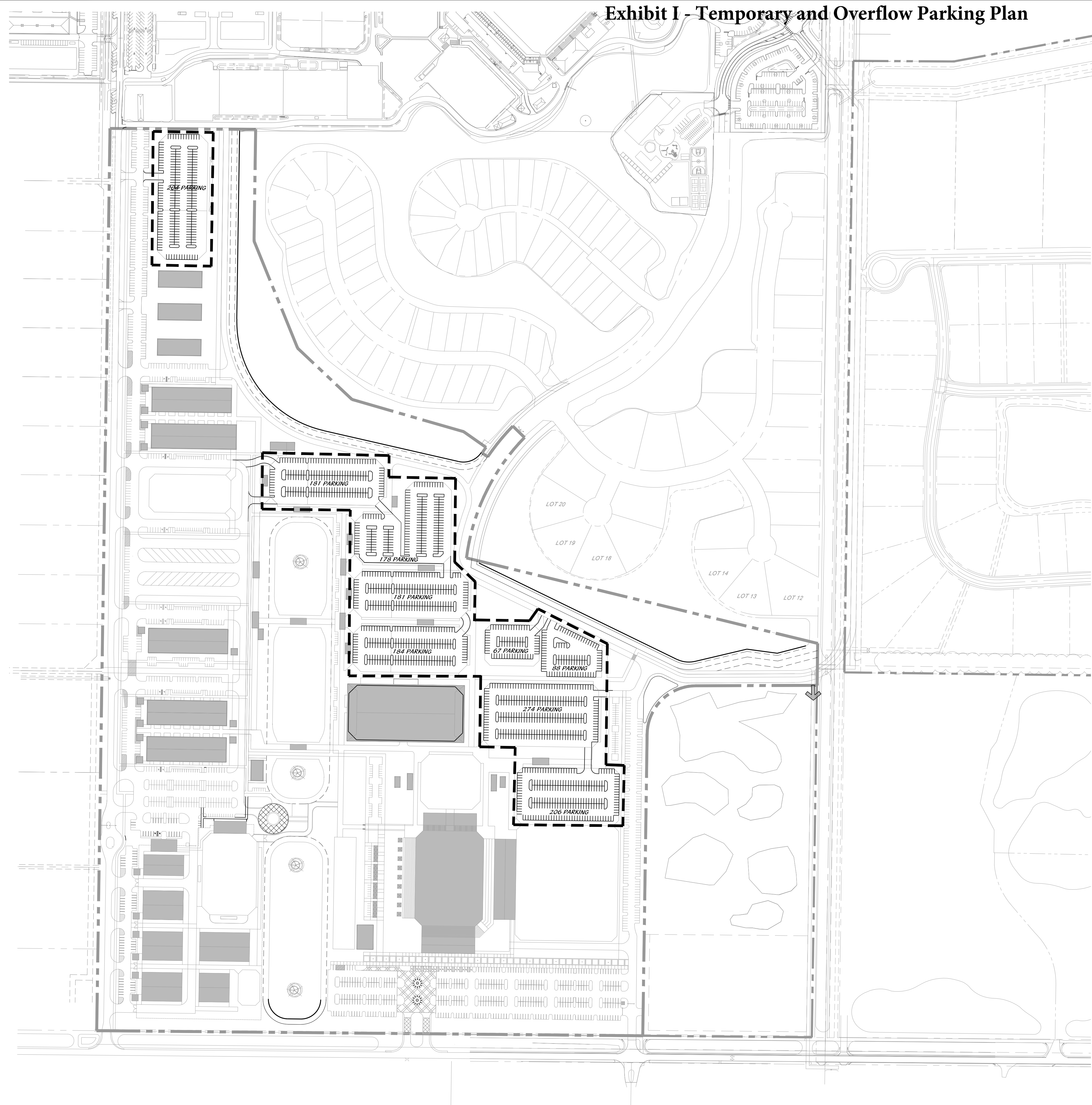
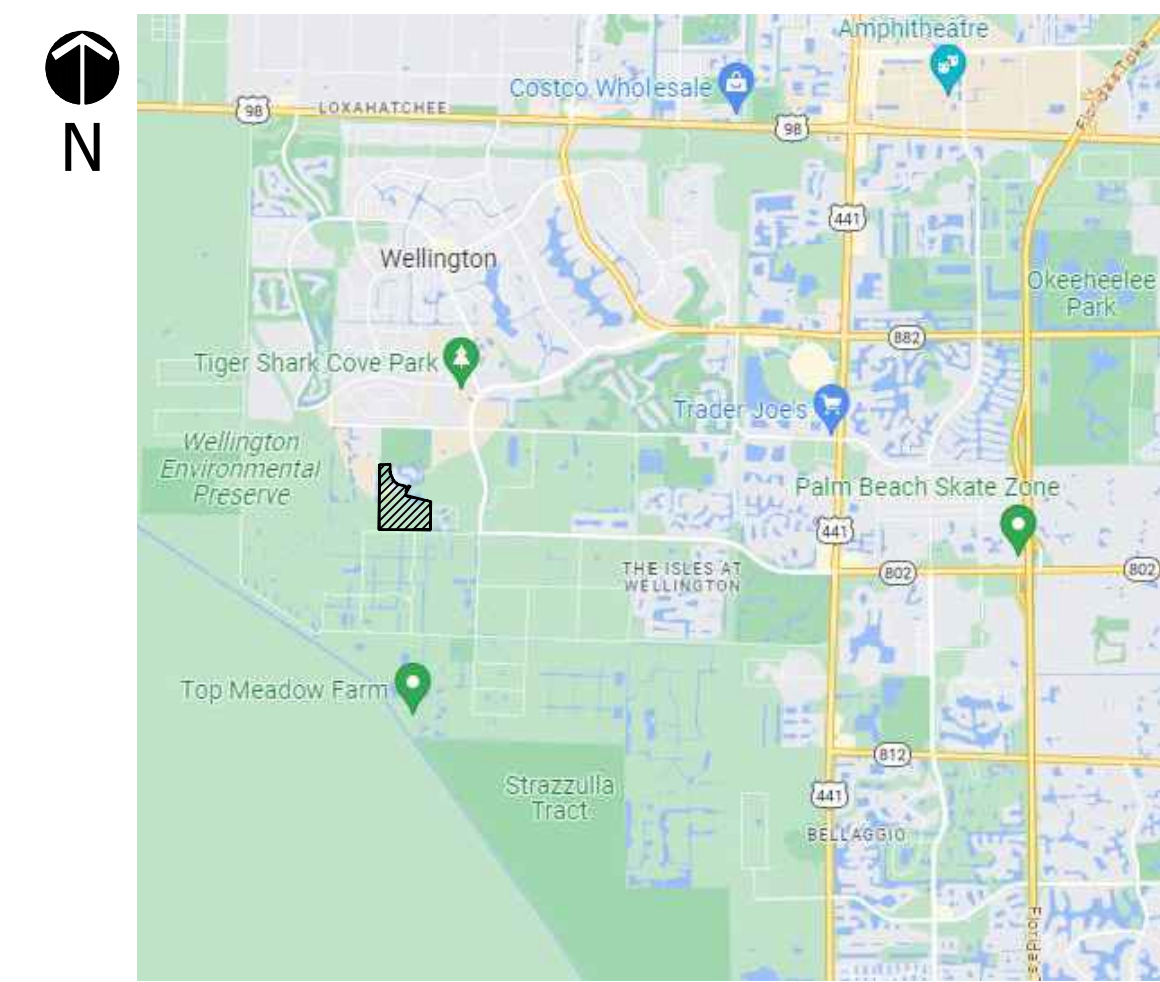


# Exhibit I - Temporary and Overflow Parking Plan



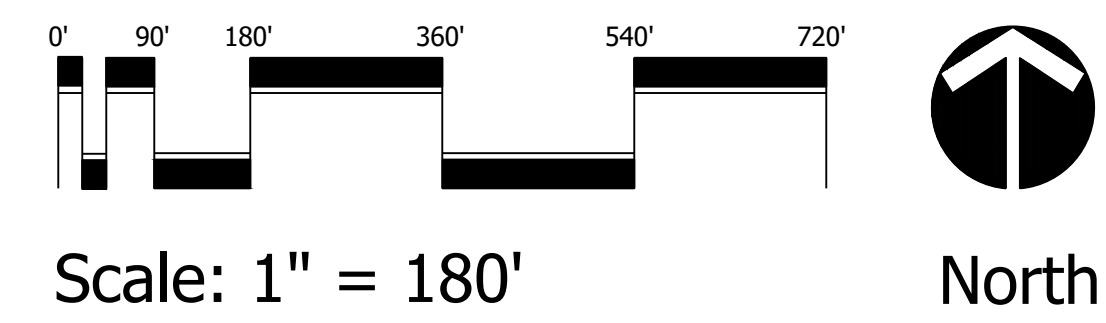
## LOCATION MAP



## SITE DATA

<b>PROJECT NAME</b>	WELLINGTON INTERNATIONAL NEW FACILITY	
<b>RANGE 41, TOWNSHIP 44, SECTION 20</b>		
<b>PROPERTY CONTROL NUMBERS</b>	73-41-44-20-20-001-0000	
	73-41-44-20-20-000-0010	
	73-41-44-20-20-000-0020	
	73-41-44-20-20-000-0030	
	73-41-44-20-20-000-0040	
	73-41-44-20-20-000-0050	
	73-41-44-20-20-000-0060	
	73-41-44-20-20-000-0070	
	73-41-44-20-20-000-0080	
	73-41-44-20-20-000-0090	
<b>PETITION NUMBER</b>	2023-0001-CD	
<b>FUTURE LAND USE</b>	EQUESTRIAN COMMERCIAL RECREATION (PENDING APPROVAL THROUGH SEPARATE PETITION)	
<b>EXISTING</b>		
<b>ZONING</b>	PUD / EQUESTRIAN OVERLAY ZONING (SUBAREA D)	
<b>EXISTING</b>		
<b>SUBJECT PARCEL</b>	<b>SF</b>	<b>AC</b>
	4,994,154.00	114.65
<b>BUILDING DATA</b>	<b>MAX.</b>	<b>PROV.</b>
<b>MAXIMUM BUILDING HEIGHT</b>	25 FEET	25 FEET**
<b>BUILDING LOT COVERAGE (EXCLUDES SHADE STRUCTURES)</b>	8.78%	
<b>FLOOR AREA RATIO</b>	0.093	
<b>PERMANENT STRUCTURES</b>	0.076	
<b>TENTS, SHADE STRUCTURES, ETC</b>	0.017	
<b>COVERED ARENAS</b>	84,000 SF	
<b>OFFICE (ADMINISTRATION)</b>	10,000 SF	
<b>BARN/STABLES (1,078 STALLS)</b>	222,900 SF	
<b>QUARANTINE (9600 SF SHOWN, 30 STALLS)</b>	18,000 SF	
<b>RESTAURANT/CANTEEN (210 SEATS)</b>	6,000 SF	
<b>RETAIL</b>	5,100 SF	
<b>MAINTENANCE/STORAGE</b>	19,200 SF	
<b>SPECIAL EVENTS PAVILION (1000 SEATS)</b>	24,000 SF	
<b>VIP HOSPITALITY (1500 SEATS)</b>	30,000 SF	
<b>RIDING VIEWING AREA</b>	14,500 SF	
<b>RESTROOMS (5 - 1000 SF AVG)</b>	5,000 SF	
<b>VENDOR SHADE STRUCTURES (50-144 SF AVG.)</b>	7,500 SF	
<b>MISC SHADE STRUCTURES</b>	16,400 SF	
<b>TOTAL</b>	<b>462,600 SF</b>	
<b>FIELDS AND ARENA</b>		
<b>INTERNATIONAL ARENA (3,000 SEATS)</b>	102,000 SF	
<b>OUTDOOR COMPETITION AND SCHOOLING RINGS</b>	335,420 SF	
<b>LUNGING RINGS/AREA</b>	42,000 SF	
<b>DRESSAGE COMPETITION RING</b>	96,600 SF	
<b>ALL WEATHER RINGS</b>	149,250 SF	
<b>DERBY FIELD</b>	159,375 SF	
<b>PARKING DATA</b>	<b>REQ</b>	<b>PROV</b>
<b>INTERNATIONAL ARENA (3000 SEATS - 1/3 SEATS)</b>	1000	
<b>COVERED ARENA (200 SEATS - 1/3 SEATS)</b>	67	
<b>VIP HOSPITALITY TENT (1500 SEATS - 1/3 SEATS)</b>	500	
<b>SPECIAL EVENT PAVILION (1000 SEATS - 1/3 SEATS)</b>	333	
<b>STALLS (1 SP/2 STALLS) (1108)</b>	554	
<b>OFFICE/ADMINISTRATION (1 SP/250 SF)</b>	40	
<b>RETAIL (1 SP/250 SF)</b>	20	
<b>RESTAURANT (210 SEATS - 1/3 SEATS)</b>	70	
<b>EMPLOYEE PARKING (1 SP/EMPLOYEE - 150)</b>	150	
<b>VENDOR, PRODUCTION, MEDIA PARKING (1 SP/PERSON-100)</b>	100	
<b>STANDARD</b>		1140
<b>GOLF CART</b>		298
<b>TRAILER PARKING</b>		20
<b>SUB-TOTAL</b>	<b>2,834</b>	<b>1458*</b>
<b>OVERFLOW/EVENT PARKING ****</b>		1563
<b>TOTAL</b>		<b>3,021</b>

\* PROVIDED PARKING TOTAL FOR PERMANENT SPACES. ADDITIONAL PARKING SPACES WILL BE AVAILABLE IN DESIGNATED ARENAS.  
 \*\* BUILDING HEIGHTS EXCEEDING 25 FEET SHALL BE REVIEWED BY VILLAGE COUNCIL.  
 \*\*\* EXISTING DENSE VEGETATION LANDSCAPE BUFFER ALONG NORTH BOUNDARY TO REMAIN AND BE ENHANCED TO FORM A SOLID 20 FOOT TALL BUFFER. EXOTIC VEGETATION TO BE REMOVED AND REPLACED WITH NATIVE TREES AND SHRUBS TO ACHIEVE 20 FOOT HEIGHT WITHIN THREE YEARS.  
 \*\*\*\* SEE TRAFFIC OPERATIONAL MANAGEMENT PLAN FOR OVERFLOW/EVENT PARKING  
**NOTE:** A MINIMUM 2% ADA PARKING WILL BE PROVIDED THROUGHOUT THE NEW SHOWGROUNDS. LOCATION TO BE DETERMINED AT TIME OF FINAL SITE PLAN



Scale: 1" = 180'

North

**Cotleur & Hearing**  
 Landscape Architects  
 Land Planners  
 Environmental Consultants  
 1934 Commerce Lane  
 Suite 1  
 Jupiter, Florida 33458  
 561.747.6336 • Fax 747.1377  
 www.cotleurhearing.com  
 Lic# LC-26000535

# Pod F New Showgrounds Temporary Overflow Parking Plan Village of Wellington, Florida

DESIGNED	DEH
DRAWN	JS, RO
APPROVED	DEH
JOB NUMBER	22-0610
DATE	09-26-23
REVISIONS	02-20-24