



School Zone Speed Study

Conducted by RedSpeed for Village of Wellington

August 26th, 2024



During a one-day traffic study conducted by RedSpeed for the Village of Wellington, it was found that more than 200 drivers exceeded the posted speed limit by over 10 mph in each of the top *eight* (8) school zones listed below.

Schools Studied	Street	Violators 10+ over
Binks Forest Elementary School	Binks Forest Dr	1156
Elbridge Gale Elementary School	Birkdale Dr	1003
New Horizons Elementary School	Greenbriar Blvd.	469
Somerset Academy (Charter)	Wellington Trace	427
Wellington Landings Middle School	Aero Club Dr & Greenview Shores	389
Wellington Landings Middle School	Binks Forest Dr	372
Emerald Cove Middle School	Stribling Way	273
Elbridge Gale Elementary School	Royal Fern Dr	206
Binks Forest Elementary School	Bent Creek Rd	188
Panther Run Elementary School	Lake Worth Rd	184
Wellington Elementary School	Big Blue Trace	165
Wellington Elementary School	Paddock Park Dr	141
Equestrian Trails Elementary School	Stribling Way	107

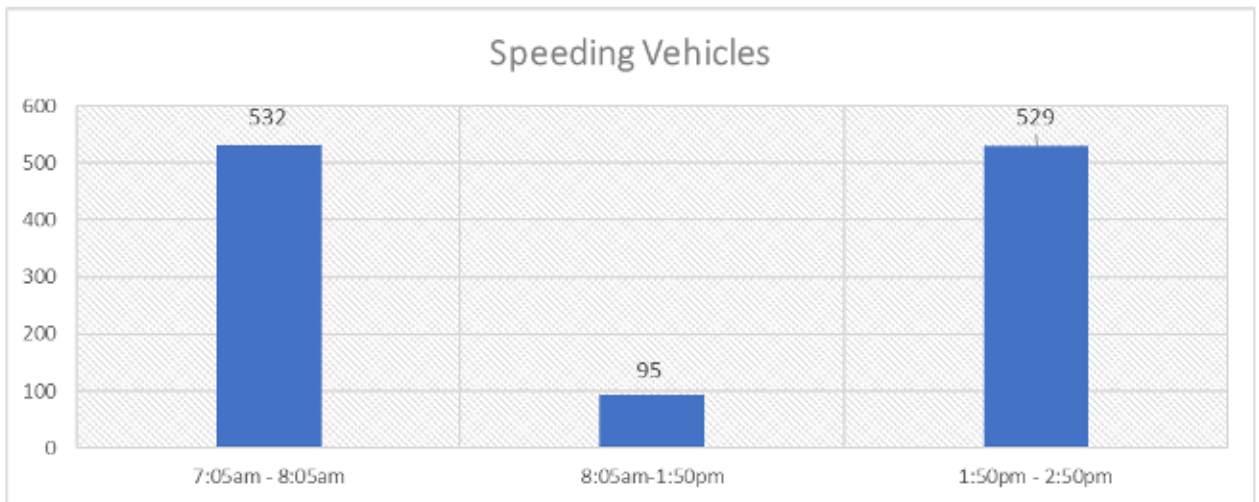
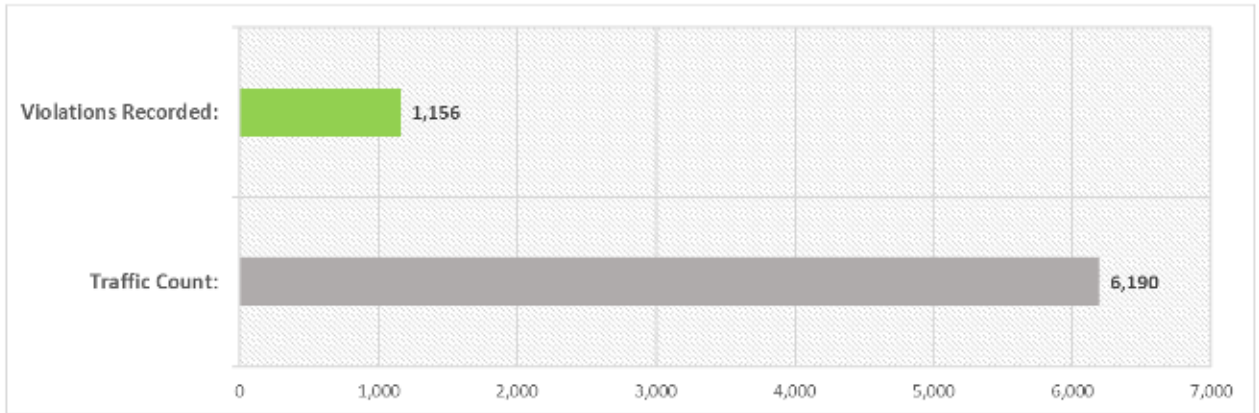
Florida Schools Speed Study

Binks Forest Elementary School, Village of Wellington

STUDY LOCATION: BINKS FOREST RD.	
SCHOOL ZONE SPEED LIMIT (During Enforced Hrs):	20 MPH
SPEED LIMIT (During Normal Hrs):	40 MPH
VIOLATION TRIGGER SPEED:	31 MPH and 51 MPH (Respectively)
SCHOOL ZONE HOURS OF OPERATION:	7:05AM – 8:05AM / 1:50PM – 2:50PM
STUDY DATE & TIME:	08-26-2024, 6:00 AM – 6:00 PM
TRAFFIC STUDY VEHICLE COUNT:	6,190
WEATHER CONDITIONS:	FAIR, NO RAIN
# OF LANES:	ONE LANE IN EACH DIRECTION (Both Lanes)
DIRECTION:	NORTHBOUND, SOUTHBOUND
VIOLATIONS DETECTED:	1,156



Binks Forest Elementary School, Village of Wellington



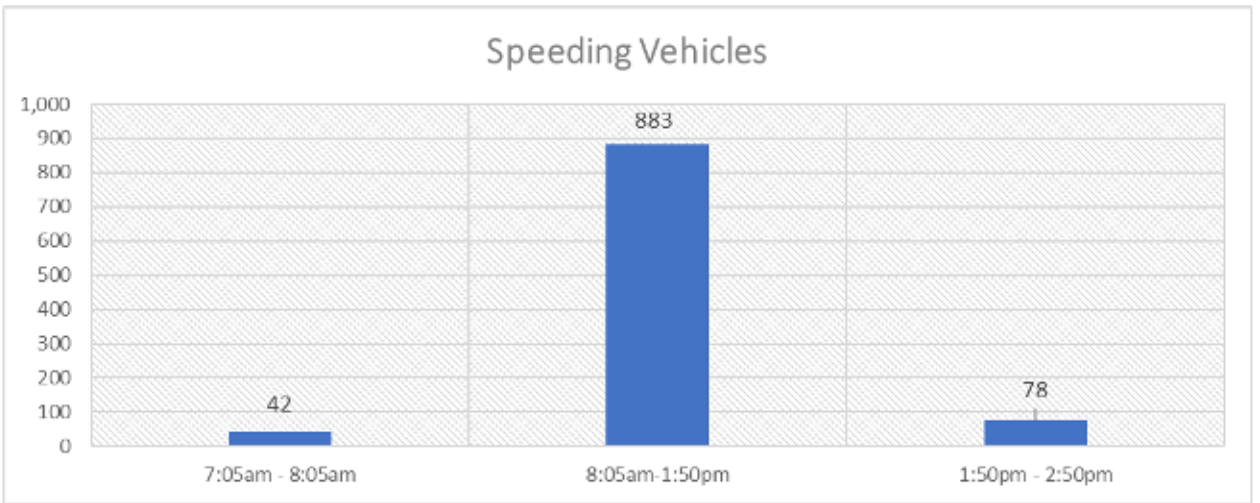
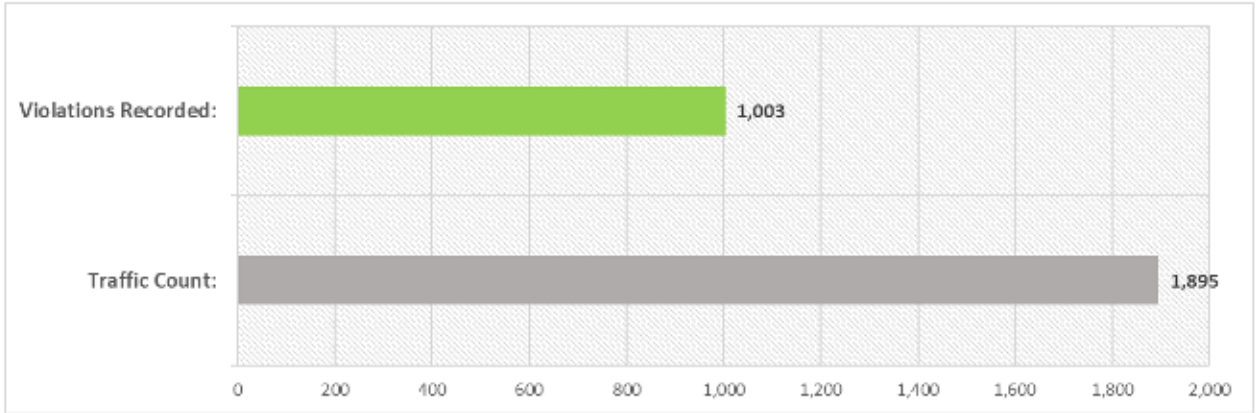
	07:00	08:00	09:00	10:00	11:00	12:00	13:00	14:00	Total
31+ MPH	532	0	0	0	0	0	132	397	1,061
51+ MPH	0	6	15	21	20	21	12	0	95
Total	532	6	15	21	20	21	144	397	1,156

Elbridge Gale Elementary School, Village of Wellington

STUDY LOCATION: BIRKDALE DR	
SCHOOL ZONE SPEED LIMIT (During Enforced Hrs):	20 MPH
SPEED LIMIT (During Normal Hrs):	25 MPH
VIOLATION TRIGGER SPEED:	31 MPH and 36 MPH (Respectively)
SCHOOL ZONE HOURS OF OPERATION:	7:05AM – 8:05AM / 1:50PM – 2:50PM
STUDY DATE & TIME:	08-26-2024, 6:00 AM – 6:00 PM
TRAFFIC STUDY VEHICLE COUNT:	1,895
WEATHER CONDITIONS:	FAIR, NO RAIN
# OF LANES:	ONE LANE IN EACH DIRECTION (Both Lanes)
DIRECTION:	NORTHBOUND, SOUTHBOUND
VIOLATIONS DETECTED:	1,003



Elbridge Gale Elementary School, Village of Wellington



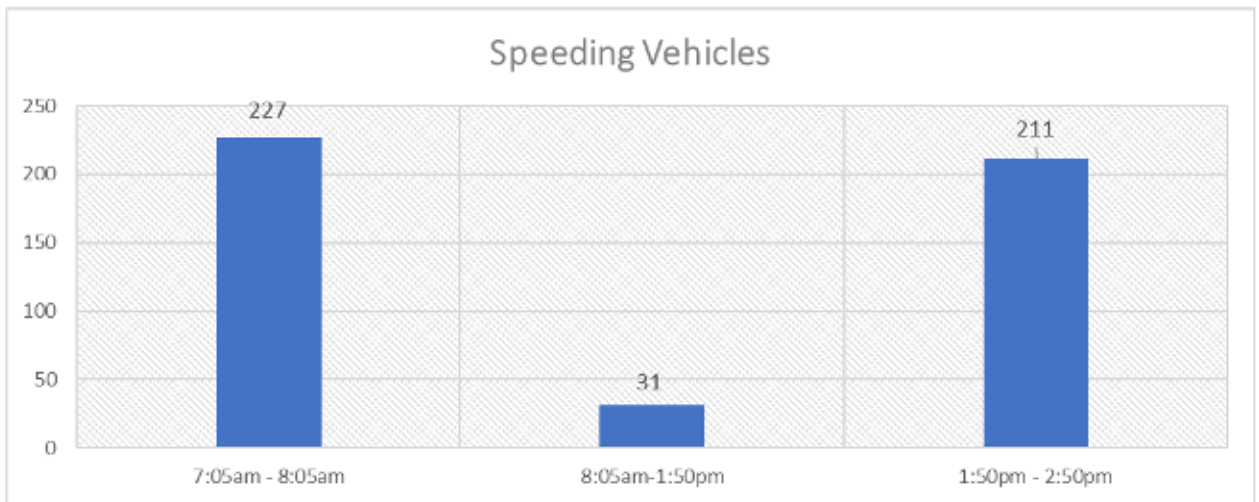
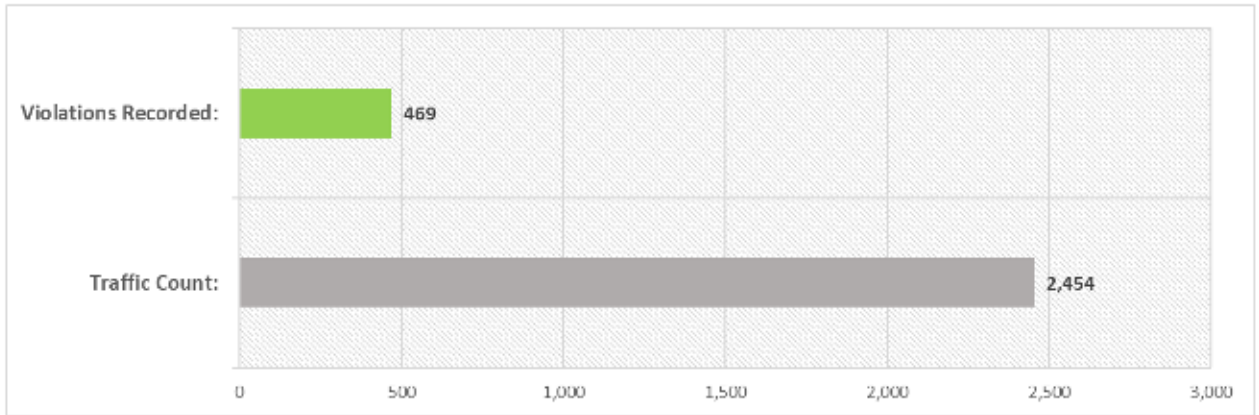
	07:00	08:00	09:00	10:00	11:00	12:00	13:00	14:00	Total
31+ MPH	42	40	0	0	0	0	23	55	160
36+ MPH	0	138	160	129	184	151	81	0	843
Total	42	178	160	129	184	151	104	55	1,003

New Horizons Elementary School, Village of Wellington

STUDY LOCATION: GREENBRIAR BLVD.	
SCHOOL ZONE SPEED LIMIT (During Enforced Hrs):	20 MPH
SPEED LIMIT (During Normal Hrs):	35 MPH
VIOLATION TRIGGER SPEED:	31 MPH and 46 MPH (Respectively)
SCHOOL ZONE HOURS OF OPERATION:	7:05AM – 8:05AM / 1:50PM – 2:50PM
STUDY DATE & TIME:	08-26-2024, 6:00 AM – 6:00 PM
TRAFFIC STUDY VEHICLE COUNT:	2,454
WEATHER CONDITIONS:	FAIR, NO RAIN
# OF LANES:	ONE LANE IN EACH DIRECTION (Both Lanes)
DIRECTION:	WESTBOUND, EASTBOUND
VIOLATIONS DETECTED:	469



New Horizons Elementary School, Village of Wellington



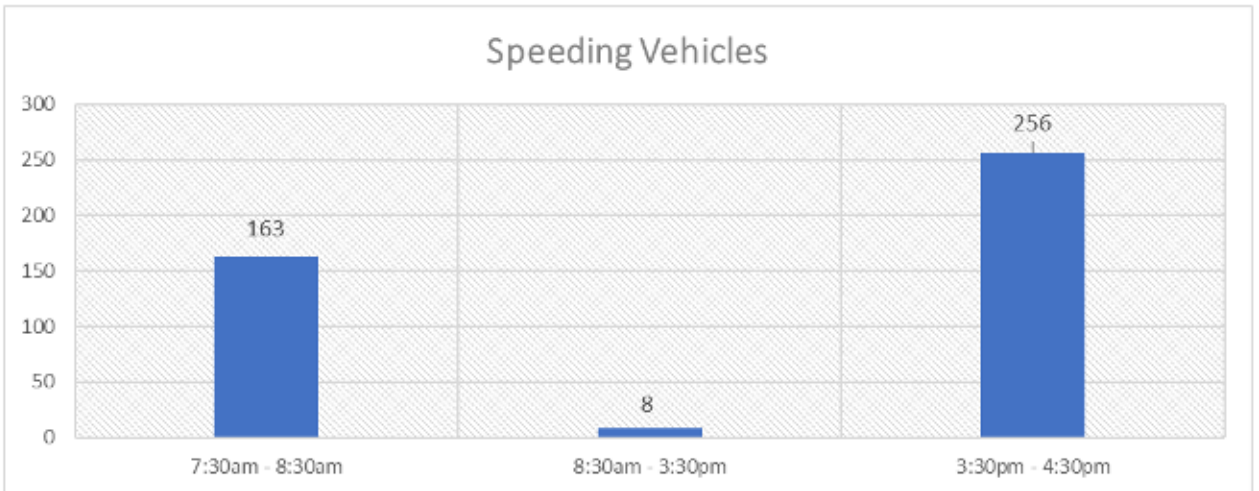
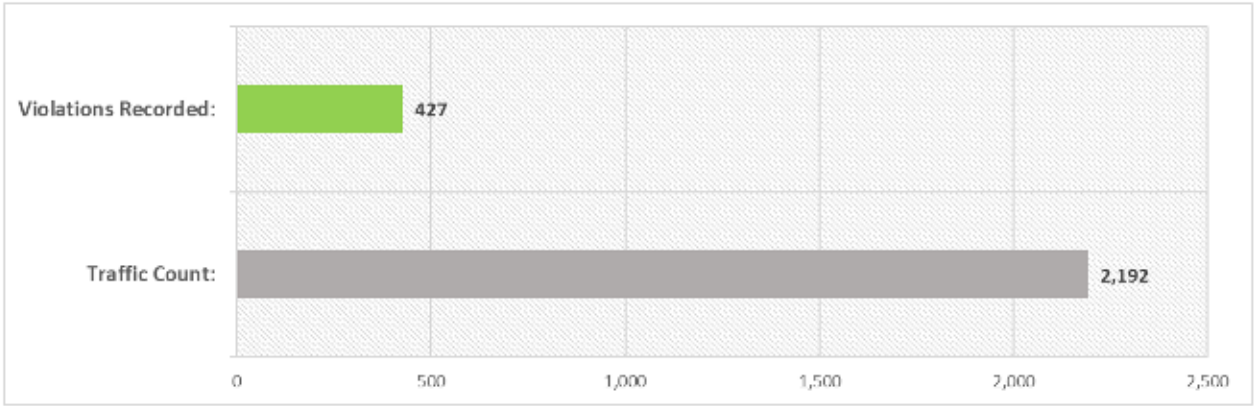
	07:00	08:00	09:00	10:00	11:00	12:00	13:00	14:00	Total
31+ MPH	227	2	0	0	0	0	6	194	429
46+ MPH	0	3	8	8	4	6	11	0	40
Total	227	5	8	8	4	6	17	194	469

Somerset Academy, Village of Wellington

STUDY LOCATION: WELLINGTON TRACE	
SCHOOL ZONE SPEED LIMIT (During Enforced Hrs):	20 MPH
SPEED LIMIT (During Normal Hrs):	40 MPH
VIOLATION TRIGGER SPEED:	31 MPH and 51 MPH (Respectively)
SCHOOL ZONE HOURS OF OPERATION:	7:30AM – 8:30AM / 3:30PM – 4:30PM
STUDY DATE & TIME:	08-26-2024, 6:00 AM – 6:00 PM
TRAFFIC STUDY VEHICLE COUNT:	2,192
WEATHER CONDITIONS:	FAIR, NO RAIN
# OF LANES:	TWO LANE IN EACH DIRECTION (Both Lanes)
DIRECTION:	NORTHBOUND, SOUTHBOUND
VIOLATIONS DETECTED:	427



Somerset Academy, Village of Wellington



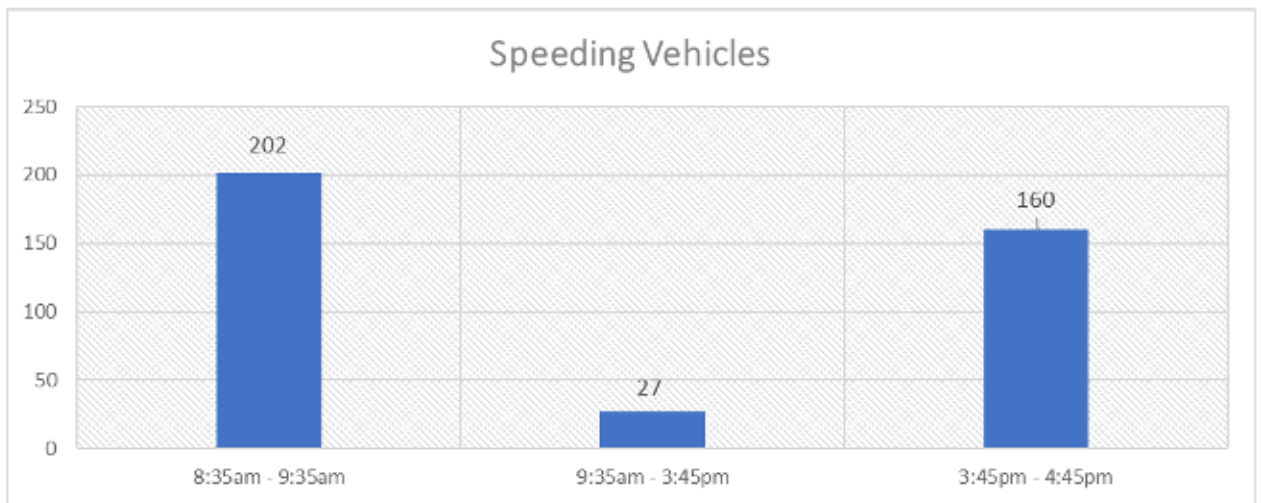
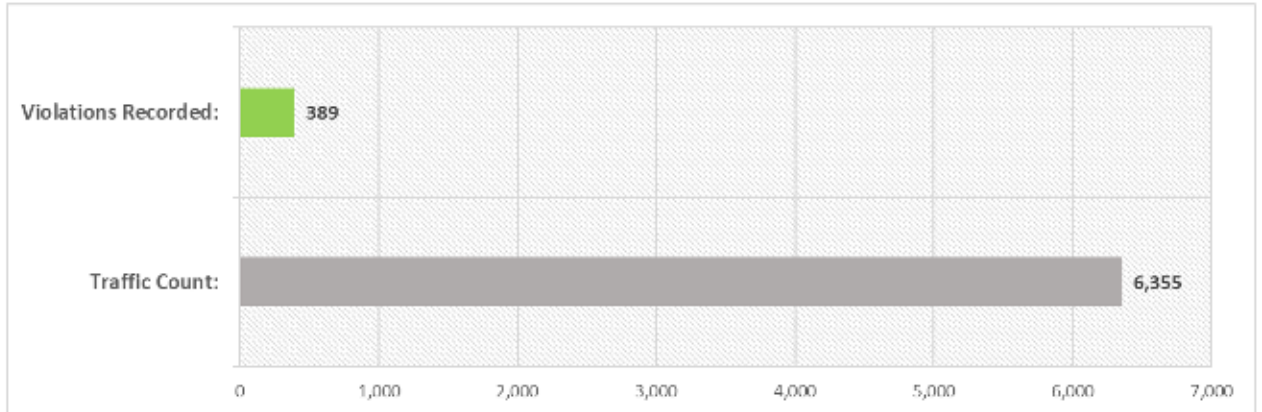
	07:00	08:00	09:00	10:00	11:00	12:00	13:00	14:00	15:00	16:00	Total
31+ MPH	26	137	0	0	0	0	0	0	139	117	419
51+ MPH	0	2	0	4	0	1	1	0	0	0	8
Total	26	139	0	4	0	1	1	0	139	117	427

Wellington Landings Middle School, Village of Wellington

STUDY LOCATION: AERO CLUB DR & GREENVIEW SHORES	
SCHOOL ZONE SPEED LIMIT (During Enforced Hrs):	20 MPH
SPEED LIMIT (During Normal Hrs):	40 MPH
VIOLATION TRIGGER SPEED:	31 MPH and 51 MPH (Respectively)
SCHOOL ZONE HOURS OF OPERATION:	8:35AM – 9:35AM / 3:45PM – 4:45PM
STUDY DATE & TIME:	08-26-2024, 6:00 AM – 6:00 PM
TRAFFIC STUDY VEHICLE COUNT:	6,355
WEATHER CONDITIONS:	FAIR, NO RAIN
# OF LANES:	TWO LANE IN EACH DIRECTION (Both Lanes)
DIRECTION:	WESTBOUND, EASTBOUND
VIOLATIONS DETECTED:	389



Wellington Landings Middle School, Village of Wellington



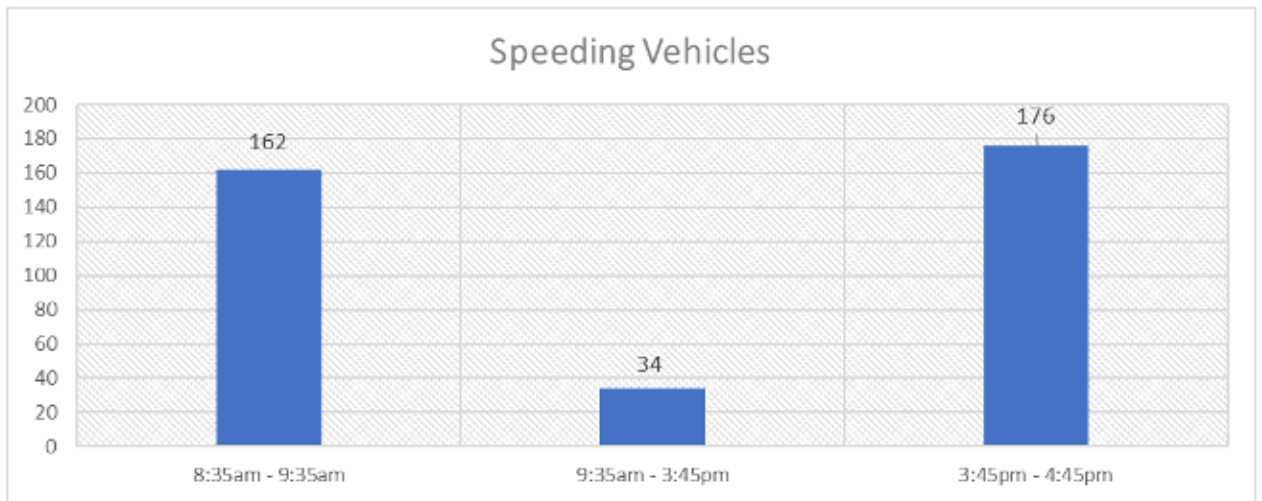
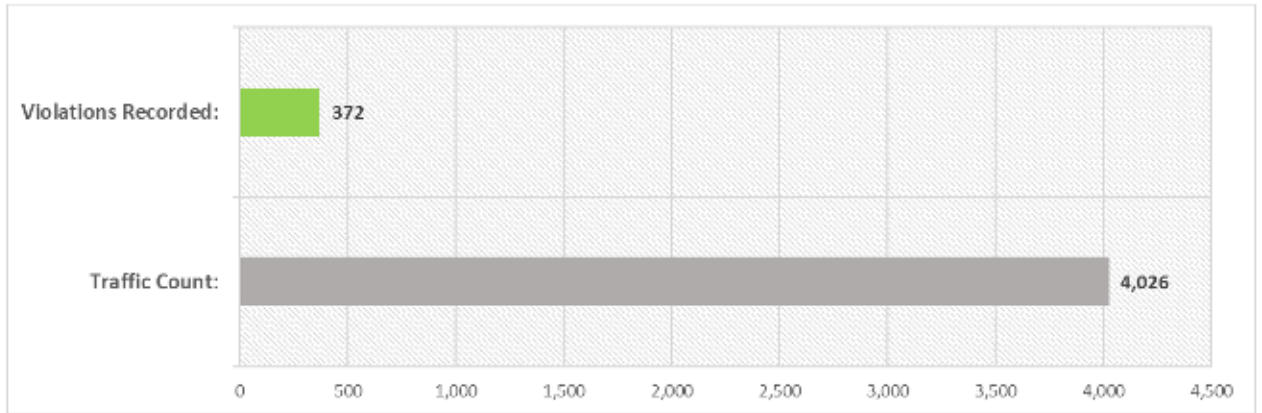
	08:00	09:00	10:00	11:00	12:00	13:00	14:00	15:00	16:00	Total
31+ MPH	105	97	0	0	0	0	0	23	137	362
51+ MPH	0	3	2	6	6	2	4	4	0	27
Total	105	100	2	6	6	2	4	27	137	389

Wellington Landings Middle School, Village of Wellington

STUDY LOCATION: BINKS FOREST DR	
SCHOOL ZONE SPEED LIMIT (During Enforced Hrs):	20 MPH
SPEED LIMIT (During Normal Hrs):	40 MPH
VIOLATION TRIGGER SPEED:	31 MPH and 51 MPH (Respectively)
SCHOOL ZONE HOURS OF OPERATION:	8:35AM – 9:35AM / 3:45PM – 4:45PM
STUDY DATE & TIME:	08-26-2024, 6:00 AM – 6:00 PM
TRAFFIC STUDY VEHICLE COUNT:	4,026
WEATHER CONDITIONS:	FAIR, NO RAIN
# OF LANES:	TWO LANE IN EACH DIRECTION (Both Lanes)
DIRECTION:	NORTHBOUND, SOUTHBOUND
VIOLATIONS DETECTED:	372



Wellington Landings Middle School, Village of Wellington



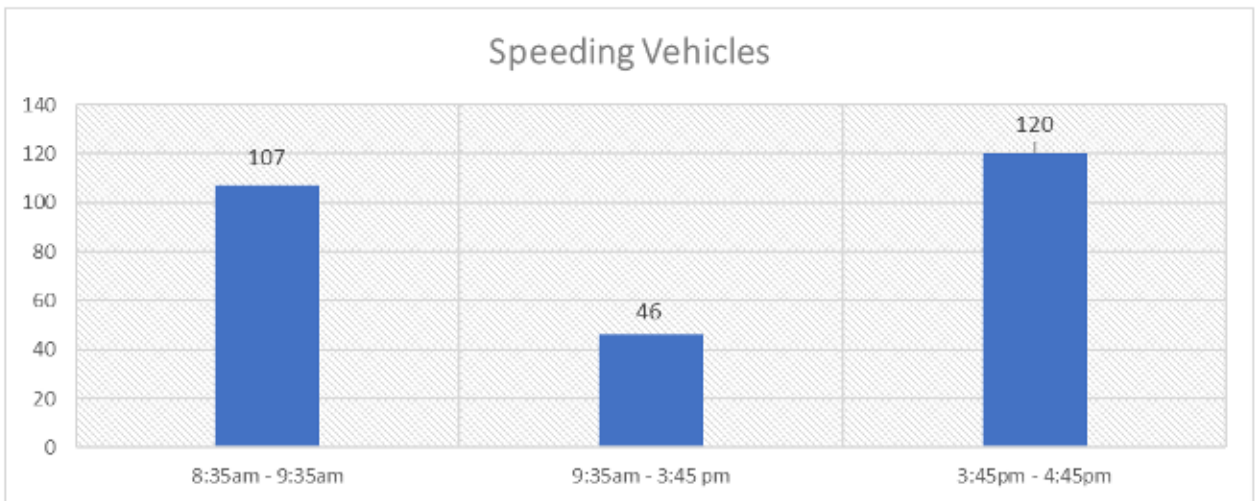
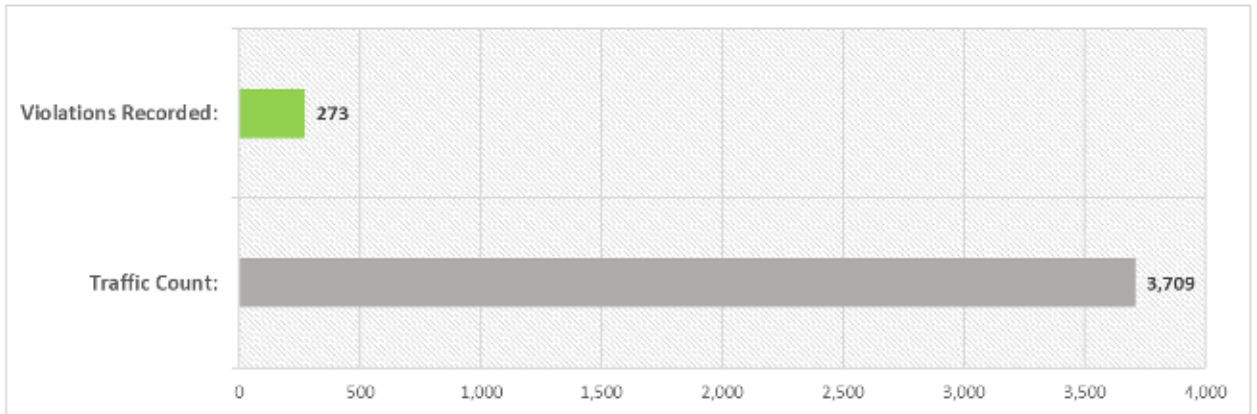
	08:00	09:00	10:00	11:00	12:00	13:00	14:00	15:00	16:00	Total
31+ MPH	75	87	0	0	0	0	0	39	137	338
51+ MPH	0	2	10	5	4	10	2	1	0	34
Total	75	89	10	5	4	10	2	40	137	372

Emerald Cove Middle School, Village of Wellington

STUDY LOCATION: STRIBLING WAY	
SCHOOL ZONE SPEED LIMIT (During Enforced Hrs):	20 MPH
SPEED LIMIT (During Normal Hrs):	35 MPH
VIOLATION TRIGGER SPEED:	31 MPH and 46 MPH (Respectively)
SCHOOL ZONE HOURS OF OPERATION:	8:35AM – 9:35AM / 3:45PM – 4:45PM
STUDY DATE & TIME:	08-26-2024, 6:00 AM – 6:00 PM
TRAFFIC STUDY VEHICLE COUNT:	3,709
WEATHER CONDITIONS:	FAIR, NO RAIN
# OF LANES:	TWO LANE IN EACH DIRECTION (Both Lanes)
DIRECTION:	WESTBOUND, EASTBOUND
VIOLATIONS DETECTED:	273



Emerald Cove Middle School, Village of Wellington



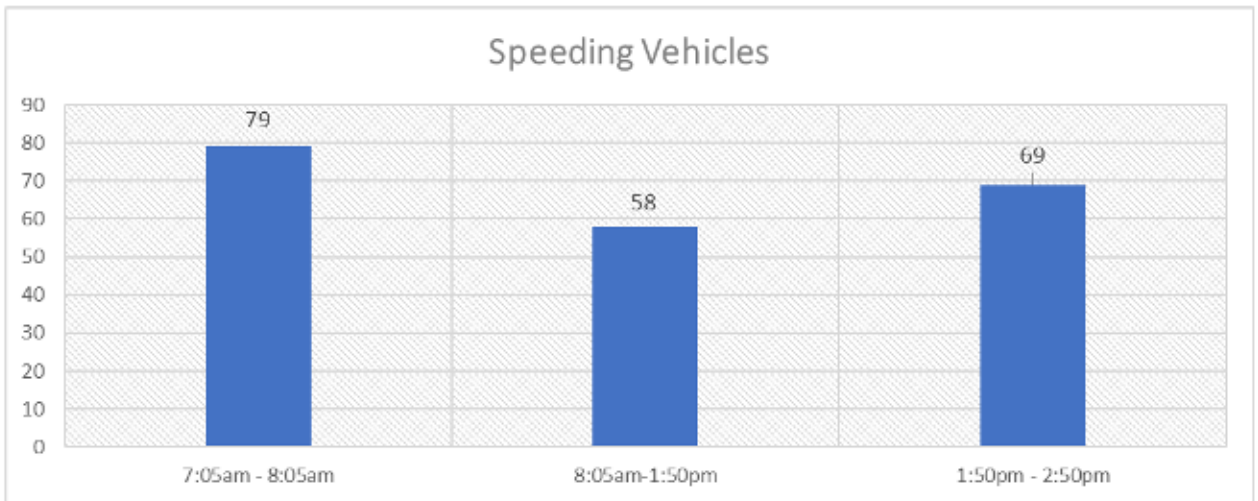
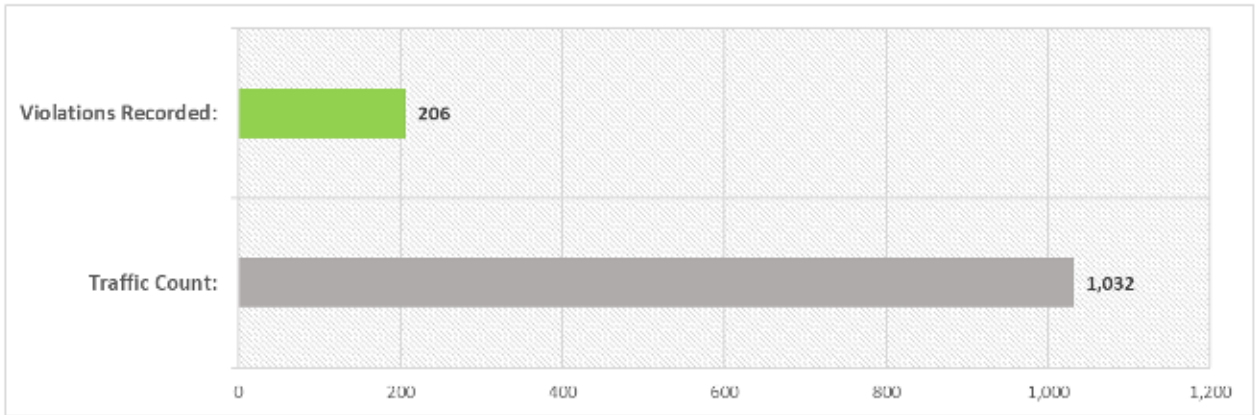
	08:00	09:00	10:00	11:00	12:00	13:00	14:00	15:00	16:00	Total
31+ MPH	56	51	0	0	0	0	0	20	100	227
46+ MPH	0	1	10	11	9	5	1	9	0	46
Total	56	52	10	11	9	5	1	29	100	273

Elbridge Gale Elementary School, Village of Wellington

STUDY LOCATION: ROYAL FERN DR	
SCHOOL ZONE SPEED LIMIT (During Enforced Hrs):	20 MPH
SPEED LIMIT (During Normal Hrs):	25 MPH
VIOLATION TRIGGER SPEED:	31 MPH and 36 MPH (Respectively)
SCHOOL ZONE HOURS OF OPERATION:	7:05AM – 8:05AM / 1:50PM – 2:50PM
STUDY DATE & TIME:	08-26-2024, 6:00 AM – 6:00 PM
TRAFFIC STUDY VEHICLE COUNT:	1,032
WEATHER CONDITIONS:	FAIR, NO RAIN
# OF LANES:	THREE LANE IN EACH DIRECTION (Both Lanes)
DIRECTION:	WESTBOUND, EASTBOUND
VIOLATIONS DETECTED:	206



Elbridge Gale Elementary School, Village of Wellington



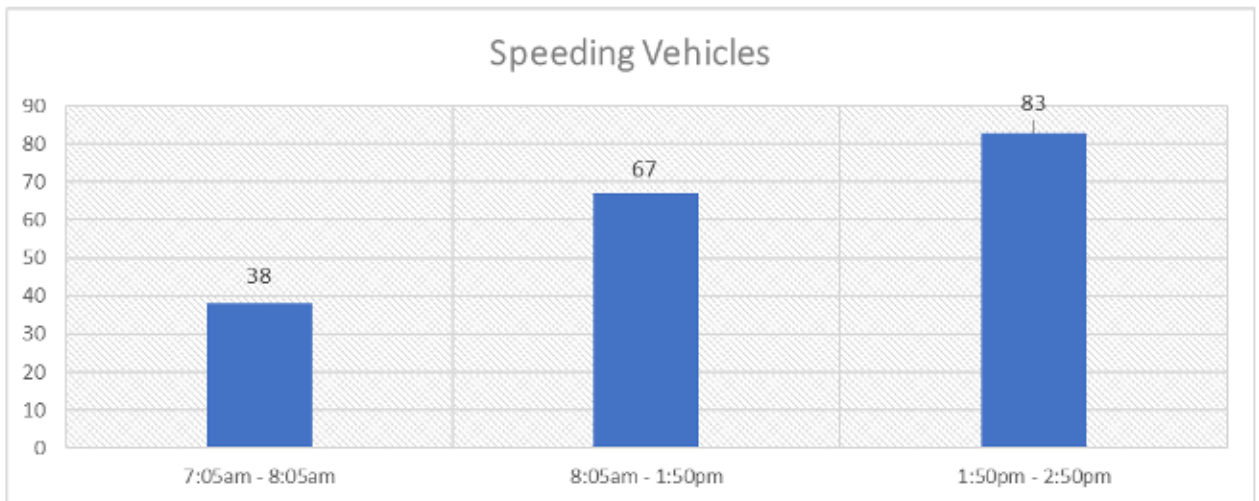
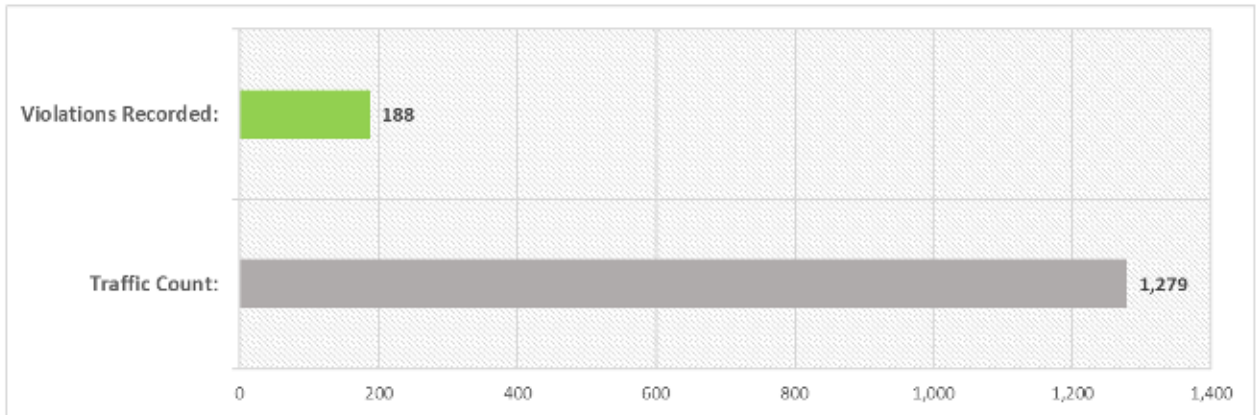
	07:00	08:00	09:00	10:00	11:00	12:00	13:00	14:00	Total
31+ MPH	79	0	0	0	0	0	5	56	140
36+ MPH	0	15	8	11	20	4	8	0	66
Total	79	15	8	11	20	4	13	56	206

Binks Forest Elementary School, Village of Wellington

STUDY LOCATION: BENT CREEK RD.	
SCHOOL ZONE SPEED LIMIT (During Enforced Hrs):	20 MPH
SPEED LIMIT (During Normal Hrs):	25 MPH
VIOLATION TRIGGER SPEED:	31 MPH and 36 MPH (Respectively)
SCHOOL ZONE HOURS OF OPERATION:	7:05AM – 8:05AM / 1:50PM – 2:50PM
STUDY DATE & TIME:	08-26-2024, 6:00 AM – 6:00 PM
TRAFFIC STUDY VEHICLE COUNT:	1,279
WEATHER CONDITIONS:	FAIR, NO RAIN
# OF LANES:	ONE LANE IN EACH DIRECTION (Both Lanes)
DIRECTION:	WESTBOUND, EASTBOUND
VIOLATIONS DETECTED:	188



Binks Forest Elementary School, Village of Wellington



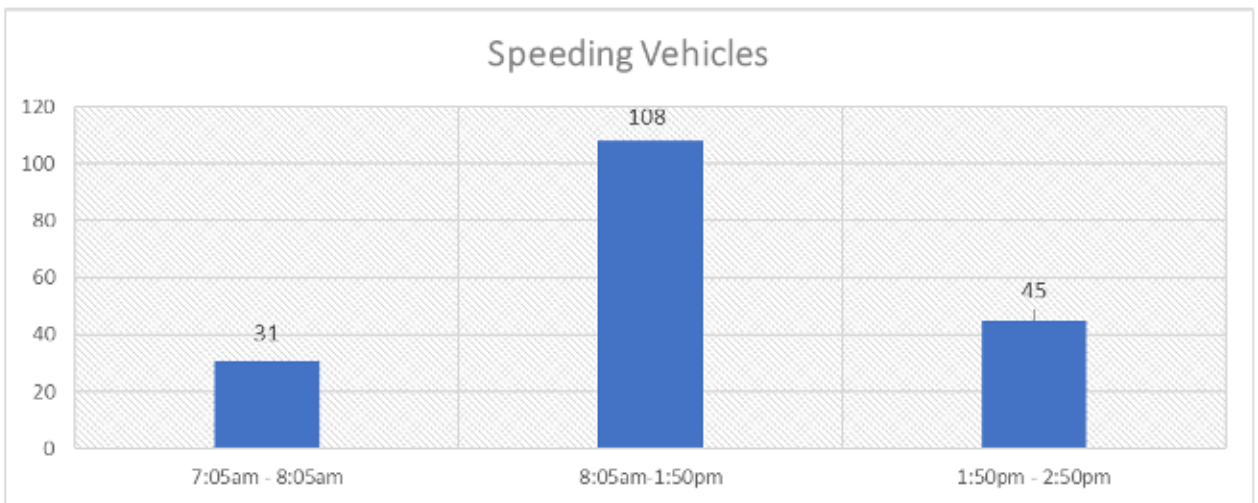
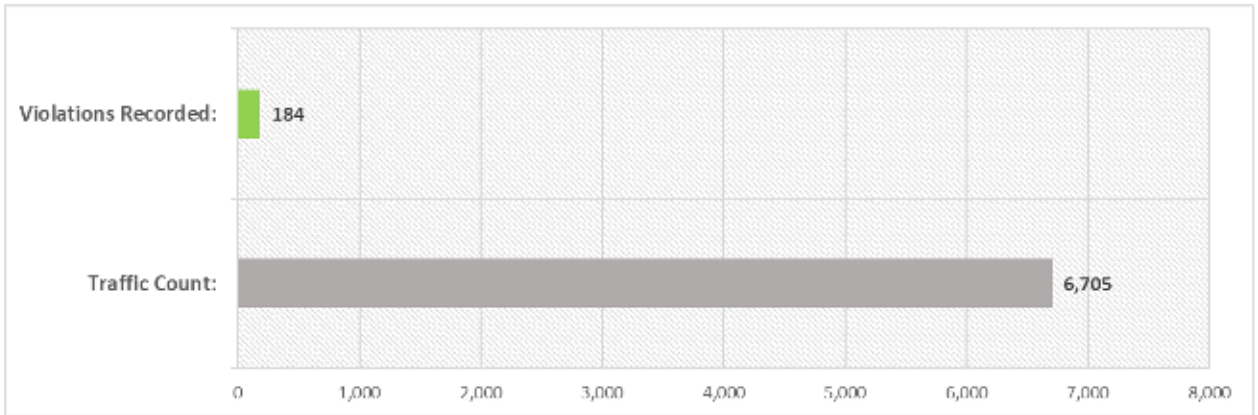
	07:00	08:00	09:00	10:00	11:00	12:00	13:00	14:00	Total
31+ MPH	38	1	0	0	0	0	5	78	122
36+ MPH	0	8	10	11	9	17	11	0	66
Total	38	9	10	11	9	17	16	78	188

Panther Run Elementary School, Village of Wellington

STUDY LOCATION: LAKE WORTH RD	
SCHOOL ZONE SPEED LIMIT (During Enforced Hrs):	20 MPH
SPEED LIMIT (During Normal Hrs):	45 MPH
VIOLATION TRIGGER SPEED:	31 MPH and 56 MPH (Respectively)
SCHOOL ZONE HOURS OF OPERATION:	7:05AM – 8:05AM / 1:50PM – 2:50PM
STUDY DATE & TIME:	08-26-2024, 6:00 AM – 6:00 PM
TRAFFIC STUDY VEHICLE COUNT:	6,705
WEATHER CONDITIONS:	FAIR, NO RAIN
# OF LANES:	TWO LANE IN EACH DIRECTION (Both Lanes)
DIRECTION:	EASTBOUND, WESTBOUND
VIOLATIONS DETECTED:	184



Panther Run Elementary School, Village of Wellington



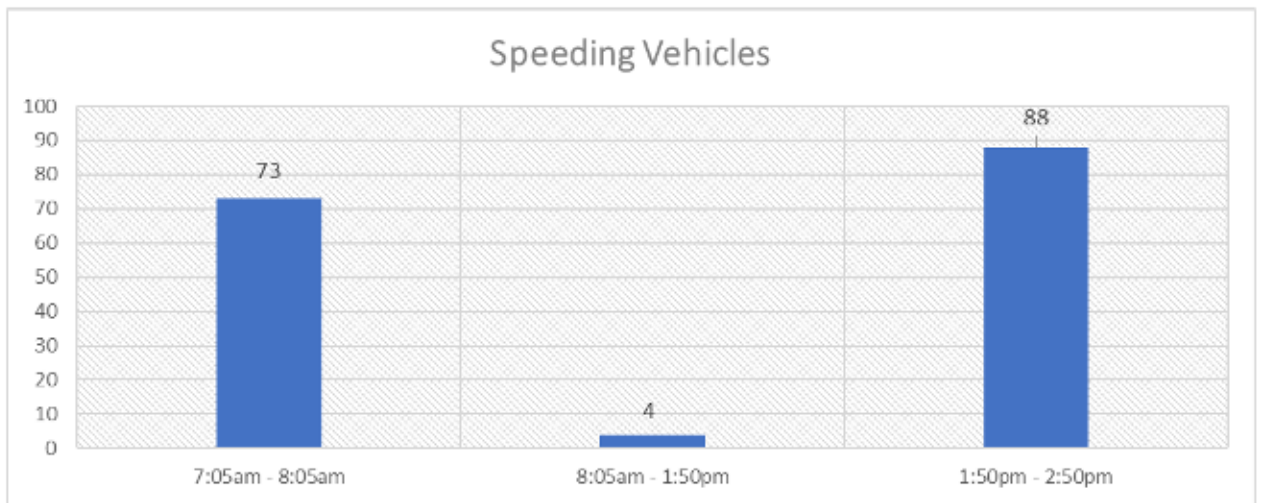
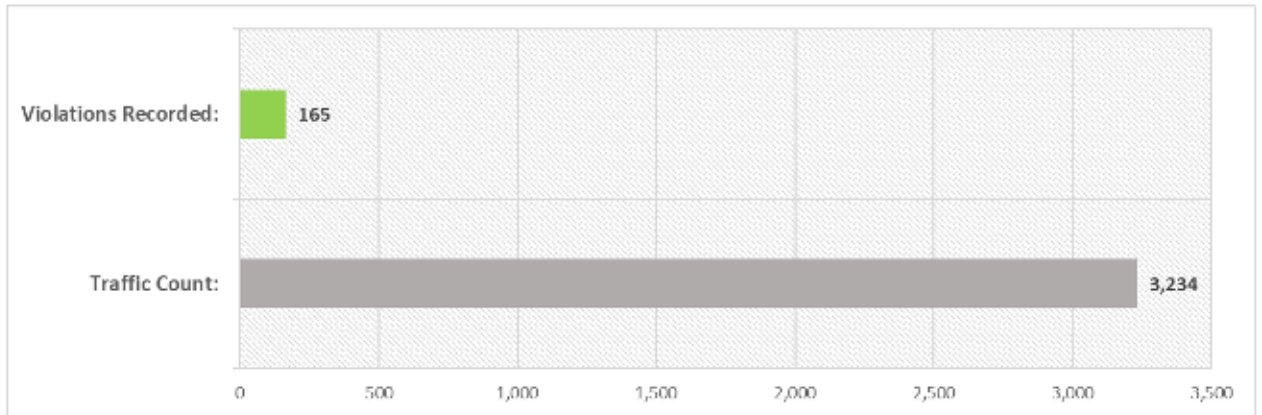
	07:00	08:00	09:00	10:00	11:00	12:00	13:00	14:00	Total
31+ MPH	31	1	0	0	0	0	5	34	71
56+ MPH	0	9	18	27	25	26	8	0	113
Total	31	10	18	27	25	26	13	34	184

Wellington Elementary School, Village of Wellington

STUDY LOCATION: BIG BLUE TRACE	
SCHOOL ZONE SPEED LIMIT (During Enforced Hrs):	20 MPH
SPEED LIMIT (During Normal Hrs):	40 MPH
VIOLATION TRIGGER SPEED:	31 MPH and 51 MPH (Respectively)
SCHOOL ZONE HOURS OF OPERATION:	7:05AM – 8:05AM / 1:50PM – 2:50PM
STUDY DATE & TIME:	08-26-2024, 6:00 AM – 6:00 PM
TRAFFIC STUDY VEHICLE COUNT:	3,234
WEATHER CONDITIONS:	FAIR, NO RAIN
# OF LANES:	ONE LANE IN EACH DIRECTION (Both Lanes)
DIRECTION:	NORTHBOUND, SOUTHBOUND
VIOLATIONS DETECTED:	165



Wellington Elementary School, Village of Wellington



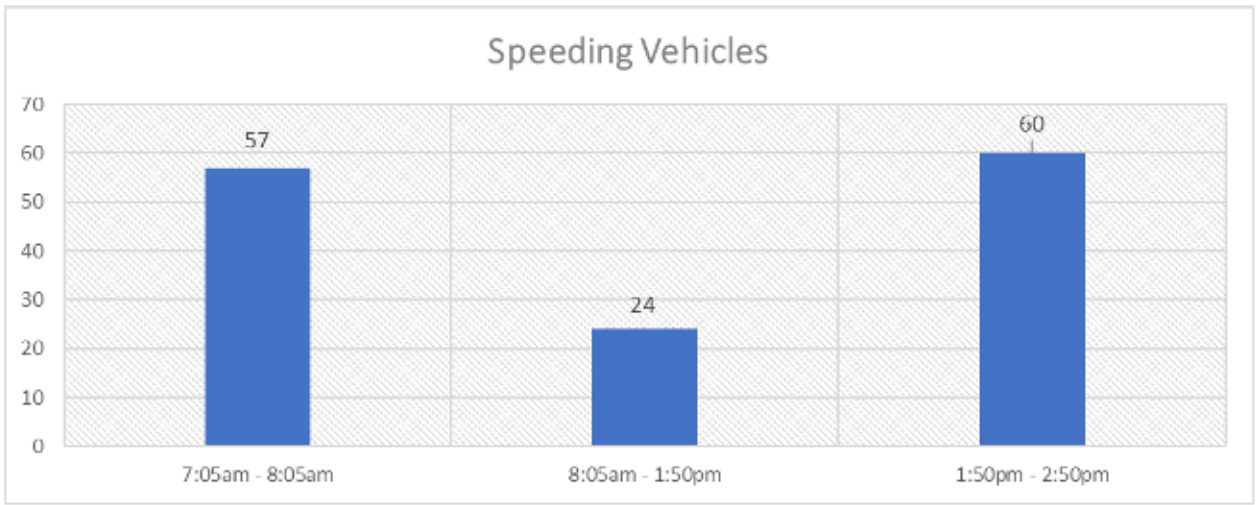
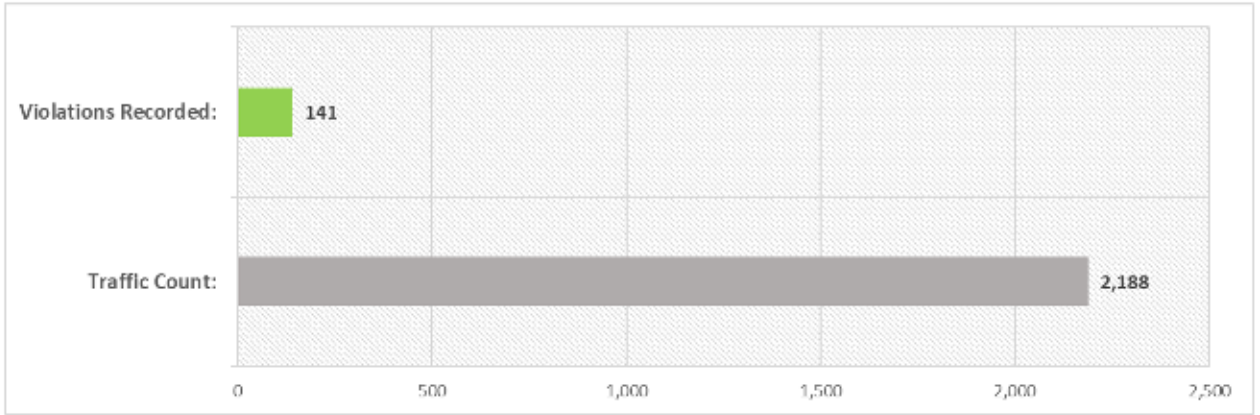
	07:00	08:00	09:00	10:00	11:00	12:00	13:00	14:00	Total
31+ MPH	73	0	0	0	0	0	42	46	161
51+ MPH	0	0	0	1	0	0	3	0	4
Total	73	0	0	1	0	0	45	46	165

Wellington Elementary School, Village of Wellington

STUDY LOCATION: PADDOCK DR	
SCHOOL ZONE SPEED LIMIT (During Enforced Hrs):	20 MPH
SPEED LIMIT (During Normal Hrs):	30 MPH
VIOLATION TRIGGER SPEED:	31 MPH and 41 MPH (Respectively)
SCHOOL ZONE HOURS OF OPERATION:	7:05AM – 8:05AM / 1:50PM – 2:50PM
STUDY DATE & TIME:	08-26-2024, 6:00 AM – 6:00 PM
TRAFFIC STUDY VEHICLE COUNT:	2,188
WEATHER CONDITIONS:	FAIR, NO RAIN
# OF LANES:	ONE LANE IN EACH DIRECTION (Both Lanes)
DIRECTION:	WESTBOUND, EASTBOUND
VIOLATIONS DETECTED:	141



Wellington Elementary School, Village of Wellington



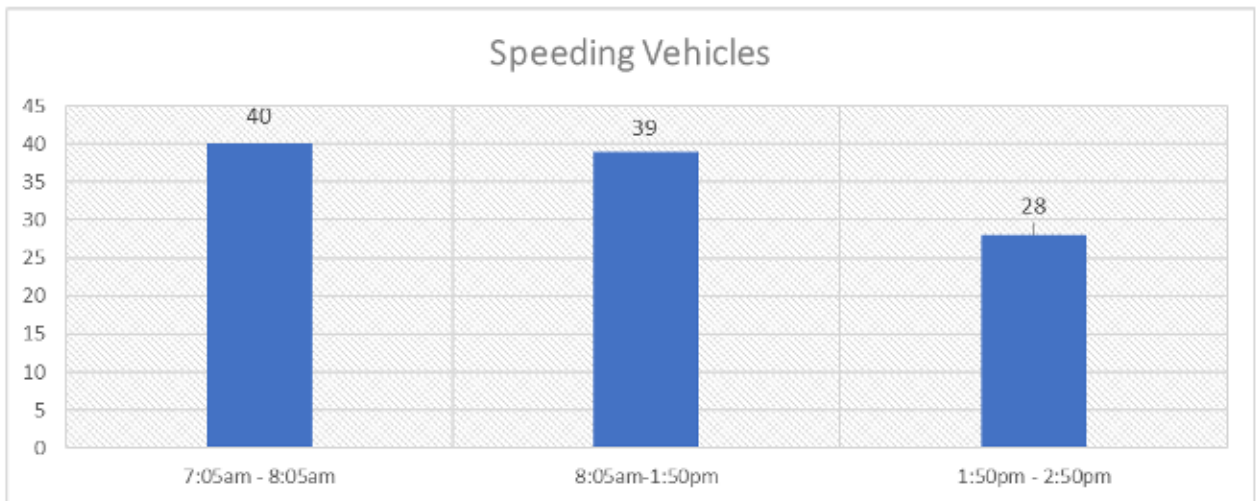
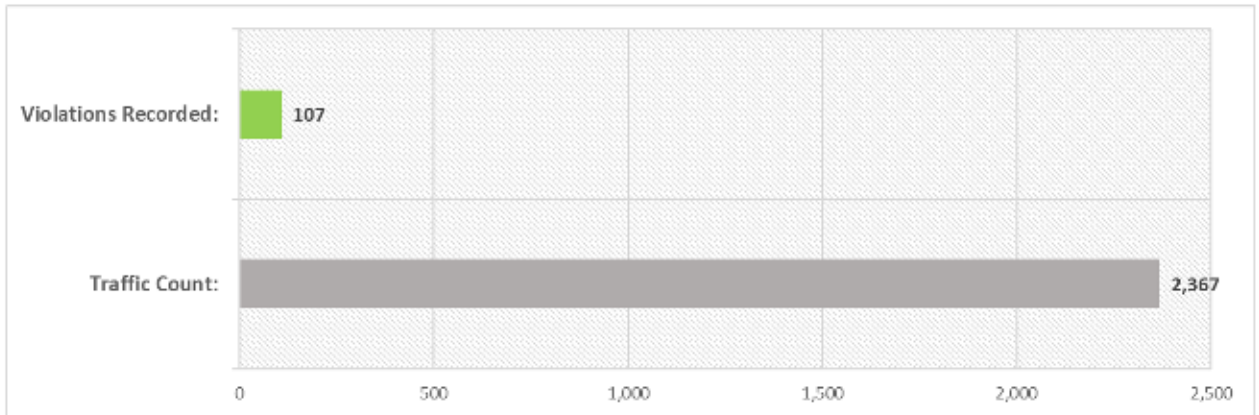
	07:00	08:00	09:00	10:00	11:00	12:00	13:00	14:00	Total
31+ MPH	57	0	0	0	0	0	18	42	117
41+ MPH	0	6	5	3	4	4	2	0	24
Total	57	6	5	3	4	4	20	42	141

Equestrian Trails Elementary, Village of Wellington

STUDY LOCATION: STRIBLING WAY.	
SCHOOL ZONE SPEED LIMIT (During Enforced Hrs):	20 MPH
SPEED LIMIT (During Normal Hrs):	35 MPH
VIOLATION TRIGGER SPEED:	31 MPH and 46 MPH (Respectively)
SCHOOL ZONE HOURS OF OPERATION:	7:05AM – 8:05AM / 1:50PM – 2:50PM
STUDY DATE & TIME:	08-26-2024, 6:00 AM – 6:00 PM
TRAFFIC STUDY VEHICLE COUNT:	2,367
WEATHER CONDITIONS:	FAIR, NO RAIN
# OF LANES:	ONE LANE IN EACH DIRECTION (Both Lanes)
DIRECTION:	WESTBOUND, EASTBOUND
VIOLATIONS DETECTED:	107



Equestrian Trails Elementary, Village of Wellington



	07:00	08:00	09:00	10:00	11:00	12:00	13:00	14:00	Total
31+ MPH	40	1	0	0	0	0	9	19	69
46+ MPH	0	0	4	9	8	11	6	0	38
Total	40	1	4	9	8	11	15	19	107