



**PBSO District 8 – Annual Report 2024**  
**January 1, 2024 through December 31, 2024**

# Table of Contents

<b>1. Calls for Service (CFS) by Time of Day, Geographic Location, Day of the Week and Call Type....</b>	<b>(pages 3-7)</b>
<b>2. Reported Cases, Criminal and Non-Criminal, by Category.....</b>	<b>(pages 8-9)</b>
<b>3. Number and Types of Arrests .....</b>	<b>(pages 10-12)</b>
<b>4. Traffic Crashes .....</b>	<b>(page 13)</b>
<b>5. Traffic Stops, Traffic Citations, and Warnings .....</b>	<b>(pages 14-15)</b>
<b>6. Commercial Vehicle Enforcement .....</b>	<b>(page 16)</b>
<b>7. Community Policing Sites .....</b>	<b>(page 17)</b>
<b>8. Internal Affairs Complaints .....</b>	<b>(page 18)</b>
<b>9. Law Enforcement Trust Fund (LETF) .....</b>	<b>(page 18)</b>
<b>10. Statistical Comparisons to Similar Situated Communities .....</b>	<b>(pages 19-20)</b>
<b>11. Response Times to Emergency Calls.....</b>	<b>(page 21)</b>
<b>12. Action Plans, Operations and Special Initiatives .....</b>	<b>(pages 22-25)</b>
<b>13. License Plate Reader Success Stories .....</b>	<b>(pages 26-27)</b>
<b>14. 2023 Law Enforcement Service Plan Objectives .....</b>	<b>(page 28)</b>
<b>15. Performance Goals – Burglary and Theft .....</b>	<b>(page 29)</b>
<b>16. Performance Goals –Traffic Issues .....</b>	<b>(page 30)</b>

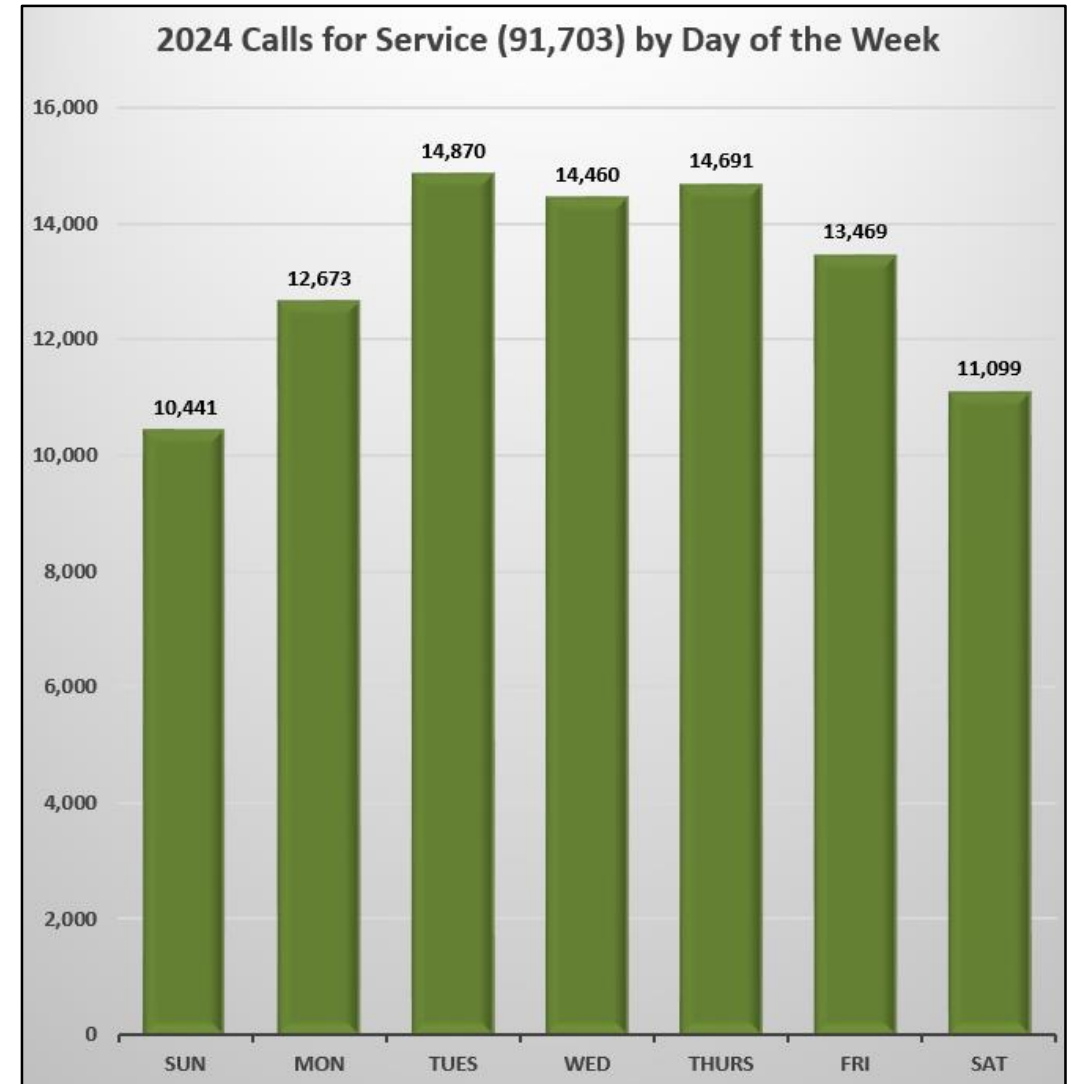
# 1. Calls for Service (CFS) by Time of Day and Day of the Week

Time of Day

HOURS	SUN	MON	TUES	WED	THURS	FRI	SAT	TOTAL
12 AM	477	429	402	461	497	462	500	3,228
1 AM	538	468	505	446	567	477	473	3,474
2 AM	573	578	592	546	569	518	603	3,979
3 AM	469	540	565	554	632	459	473	3,692
4 AM	360	363	479	418	380	375	431	2,806
5 AM	225	175	234	233	227	273	211	1,578
6 AM	330	298	332	248	338	306	250	2,102
7 AM	395	610	871	746	871	676	309	4,478
8 AM	595	761	909	788	934	812	682	5,481
9 AM	610	777	1038	914	960	865	730	5,894
10 AM	586	812	952	892	972	831	572	5,617
11 AM	467	716	794	852	761	749	527	4,866
12 PM	392	625	659	715	657	628	439	4,115
1 PM	359	686	694	719	636	601	420	4,115
2 PM	356	608	762	759	652	672	397	4,206
3 PM	379	639	759	752	668	598	403	4,198
4 PM	352	567	692	713	637	592	408	3,961
5 PM	277	432	508	528	515	482	343	3,085
6 PM	398	340	488	475	565	461	410	3,137
7 PM	441	386	455	512	584	463	463	3,304
8 PM	461	490	543	556	602	634	577	3,863
9 PM	470	500	583	591	536	565	593	3,838
10 PM	473	369	506	561	483	506	439	3,337
11 PM	458	504	548	481	448	464	446	3,349
<b>TOTAL</b>	<b>10,441</b>	<b>12,673</b>	<b>14,870</b>	<b>14,460</b>	<b>14,691</b>	<b>13,469</b>	<b>11,099</b>	<b>91,703</b>

Source: P1 (Initial CFS incidents, excluding EOC, PPI, PI, REPO, TEST, WEL)

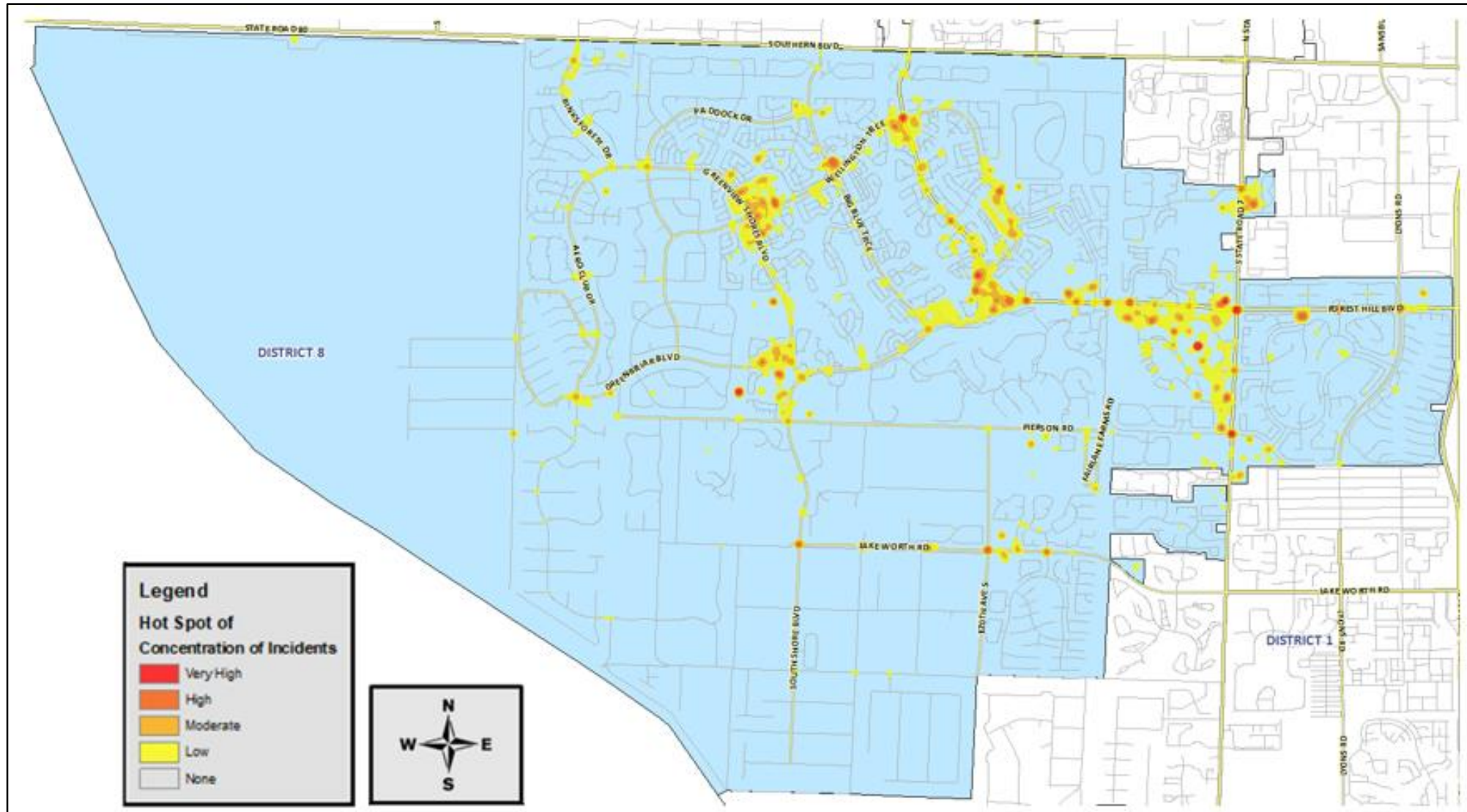
Day of the Week



Source: Graph created from Excel with P1 data

# 1. Calls for Service (CFS) by Geographic Location

Hot Spots are the highest concentrations of multiple calls for service;  
the darker the area, the higher the concentration. Map shows the hot spots for 2024



# 1. Calls for Service (CFS) by Call Type

Call Type CFS	2023	2024
911 HANGUP	6,744	4,917
351 ACTIVATION	0	1
ABANDONED VEHICLE	69	56
ABUSE	257	246
ABUSE ON ADULT	28	38
ACCIDENTAL INJURY	49	62
AIRCRAFT CRASH	1	0
ALARM	783	789
ALARM ELECTRONIC BANK	0	3
ALARM FIRE	4	4
ALARM GOVERNMENT	5	8
ALARM HOLD UP/PANIC	148	169
ALARM MISC/MUNICIPALITY	601	645
ALARM NO RESPONSE	0	0
ALARM POWER	1	0
ALARM WEATHER RELATED	45	41
ANIMAL CALL	154	133
ARMED / CONCEALED WEAPONS VIOLATIONS	1	1
ASSAULT	116	125
ASSAULT DOMESTIC RELATED	147	138

Call Type CFS	2023	2024
ASST TO ANOTHER DEPARTMENT	364	388
BEVERAGE VIOLATION	1	0
BURGLARY BUSINESS	14	4
BURGLARY CONSTRUCTION	4	2
BURGLARY RESIDENCE	36	38
BURGLARY VEHICLE	217	142
BUSINESS / RESIDENCE CHECK	44,689	51,343
CHILD MOLESTATION	1	1
CIVIL MATTER	420	358
COMPUTER CRIMES	15	11
CONDUCT INVESTIGATION	582	714
CONTACT	128	120
CONVOY/ESCORT	10	1
DEAD PERSON	67	52
DISABLED VEHICLE	420	389
DISTURBANCE	402	381
DOMESTIC	788	792
DOMESTIC UNFOUNDED	90	75
DROWNING	5	0
DRUG CASE	23	12

The information in this report is based on beats within the district. Miscellaneous incident Type codes: PPI, PI, REPO, RMS, TEST and WEL are excluded from the total CAD incidents. This report is dynamic and subject to change.

# 1. Calls for Service (CFS) by Call Type (cont'd)

Call Type CFS	2023	2024
DRUNK DRIVER	62	23
DRUNK PEDESTRIAN	1	2
EMBEZZLEMENT/FRAUD	339	306
ENVIRONMENTAL CRIME	8	9
EXPLOSION/FIRE BOMBING	2	1
FAIL TO REDELIVER HIRED VEHICLE	1	1
FELONY	74	56
FIGHT	24	24
FINGERPRINT VERIFICATION	0	2
FIRE	63	58
FIREWORKS	63	63
FORGERY/COUNTERFEIT	32	18
GAMBLING	1	0
GRAFFITI	5	8
HIT & RUN W/INJURIES	8	11
HIT & RUN W/UNKNOWN INJURIES	3	4
HIT AND RUN	175	154
HOMICIDE VEHICLE HOMICIDE	5	3
IMPERSONATING LAW ENFORCEMENT OFCR	1	0
IN PURSUIT	1	0

Call Type CFS	2023	2024
INFORMATION	473	503
JUVENILE TROUBLE	281	297
KIDNAPPING/FALSE IMPRISONMENT	1	0
LEWD OR LASCIVIOUS ACTS	28	22
LOST/FOUND PROPERTY	269	271
MAN DOWN/SICK PERSON	382	438
MAN DOWN/SICK PERSON EXCITED DELIRIUM	4	1
MAN DOWN/SICK PERSON OVERDOSE	21	11
MENTALLY DISTURBED PERSON	214	188
MISDEMEANOR	56	50
MISSING PERSON	89	79
MISSING PERSON ALZHEIMERS	4	3
MISSING PERSON RECOVERY	75	64
MOBILE EYES	44	38
MOTOR VEH CRASH	1,093	1,025
MOTOR VEHICLE CRASH DEPT VEH INVOLVED	19	26
MOTOR VEHICLE CRASH UNKNOWN INJURIES	94	104
MOTOR VEHICLE CRASH WITH INJURIES	156	144
MURDER	1	1
NEIGHBOR TROUBLE	161	168

The information in this report is based on beats within the district. Miscellaneous incident Type codes: PPI, PI, REPO, RMS, TEST and WEL are excluded from the total CAD incidents. This report is dynamic and subject to change.

# 1. Calls for Service (CFS) by Call Type (cont'd)

Call Type CFS	2023	2024
NO RESPONSE ALARM	0	1
NOISE	453	435
OBSCENE/HARASSING CALLS	38	46
OPEN DOOR	27	23
PAWN SHOP VIOLATIONS	0	1
POLICE SERVICE CALL	2,001	1,864
PRISONER TRANSPORT	134	110
PROBLEM SOLVING AUTO THEFT	0	1
PROBLEM SOLVING CODE ENFORCEMENT	22	20
PROBLEM SOLVING HOMELESS INTERVENTION	15	7
PROBLEM SOLVING TRAFFIC	536	445
PROBLEM SOLVING VEHICLE BURGLARY	5	0
RECKLESS DRIVER	112	77
RED TAGGED VEHICLES	3	6
RESIDENTIAL/EMPLOYMENT CHECK (IHA/WR)	108	201
ROAD BLOCK	4	3
ROBBERY BUSINESS	2	1
ROBBERY PERSON	5	1
ROBBERY RESIDENCE	0	1
ROBBERY VEHICLE	0	0

Call Type CFS	2023	2024
SCHOOL POST	509	577
SERVING CIVIL PROCESS	1,035	1,279
SERVING WARRANT	93	93
SEXUAL ASSAULT	16	22
SHOOTING	7	6
SHOPLIFTING	198	148
SHOTS FIRED IN AREA	25	14
SPECIAL DETAIL	2,180	2,273
STABBING	0	2
STALKING	3	10
STOLEN TAG	40	29
STOLEN VEHICLE	98	84
STOLEN VEHICLE RECOVERY	20	9
SUICIDE	6	5
SUICIDE ATTEMPT	31	35
SURVEILLANCE	153	87
SUSPICIOUS INCIDENT	330	336
SUSPICIOUS PERSON	709	667
SUSPICIOUS VEHICLE	596	454
THEFT OF AUTO PARTS	3	1

Call Type CFS	2023	2024
THEFT/LARCENY	227	193
THREATS	80	70
TRESPASSING	231	247
UNWANTED GUEST	183	178
VANDALISM	91	72
VEHICLE STOP	16,581	14,495
VIOLATION PICK UP	2	3
WELFARE CHECK	608	696
<b>TOTAL</b>	<b>89,279</b>	<b>91,703</b>

The information in this report is based on beats within the district. Miscellaneous incident Type codes: PPI, PI, REPO, RMS, TEST and WEL are excluded from the total CAD incidents. This report is dynamic and subject to change.

## 2. Reported Cases, Criminal and Non-Criminal by Category

Crimes Against Persons		
Description	2023	2024
ADULT ABUSE/NEGLECT	22	32
ASSAULT	102	111
ASSAULT - DOMESTIC RELATED	136	129
CHILD ABUSE	174	166
CHILD MOLESTATION	0	1
COMPUTER CRIMES	14	9
EXPLOSION/FIRE BOMBING	1	0
HATE CRIME	0	0
HI-JACK AIRCRAFT	0	0
KIDNAPPING/FALSE IMPRISONMENT	1	0
LEWD OR LASCIVIOUS ACTS	24	16
MURDER	1	1
OBSCENE/HARASSING CALLS	16	21
ROBBERY - BUSINESS	2	1
ROBBERY - PERSON	4	1
ROBBERY - RESIDENCE	0	1
ROBBERY - VEHICLE	0	0
SEXUAL ASSAULT	16	21
SHOOTING	5	2
SNIPER FIRE	0	0
STABBING	0	2
STALKING	3	9
THREATS	51	40
Total	572	563

Crimes Against Property		
Description	2023	2024
BOMB THREAT	0	0
BURGLARY - BUSINESS	11	4
BURGLARY - CONSTRUCTION	3	2
BURGLARY - RESIDENCE	24	27
BURGLARY - VEHICLE	182	108
EMBEZZLEMENT/FRAUD	241	233
FAIL TO REDELIVER HIRED VEHICLE	0	0
FIRE	40	30
FORGERY/COUNTERFEIT	25	17
GRAFFITI	4	4
SHOPLIFTING	172	139
STOLEN TAG	35	17
STOLEN VEHICLE	61	49
STOLEN VEHICLE RECOVERY	7	6
THEFT OF AUTO PARTS	3	1
THEFT/LARCENY	169	137
VANDALISM	76	58
Total	1,053	832

Crimes Against the State		
Description	2023	2024
ARMED	0	1
BEVERAGE VIOLATION	1	0
DRUG CASE	22	12
ENVIRONMENTAL CRIME	5	8
ESCAPED PRISONER	0	0
FELONY	68	52
FIGHT	6	2
FIREWORKS	0	2
GAMBLING	0	0
HITCHHIKER	0	0
IMPERSONATING LAW OFFICER	0	0
KIDNAPPING	1	0
MISDEMEANOR	56	46
PRESCRIPTION CASE	0	0
PROWLER/PEEPING TOM	0	0
RECKLESS OPERATION OF A BOAT	0	0
RIOT	0	0
SERVING WARRANT	49	42
SHOTS FIRED IN AREA	4	2
SUICIDE	6	5
SUICIDE ARMED	0	0
TERRORISM	0	0
UNIT EMERGENCY/HELP	0	0
UNLAWFUL ASSEMBLY	0	0
VICE CASE/NON DRUG	0	0
Total	217	172

The information in this report is based on beats within the district. Miscellaneous incident Type codes: PPI, PI, RED, REPO, RMS, TEST and WEL are excluded from the total CAD incidents. This report is dynamic and subject to change.

Reported Cases are case numbers generated for actual crimes.

## 2. Reported Cases, Criminal and Non-Criminal, by Category (cont'd)

Traffic Related		
Description	2023	2024
BAIT VEHICLE	0	0
DISABLED VEHICLE	17	8
DRUNK DRIVER	60	23
HIT & RUN W/INJURIES	6	10
HIT & RUN W/UNKNOWN INJURIES	3	0
HIT AND RUN	126	109
HOMICIDE - VEHICLE HOMICIDE	5	3
IN PURSUIT	0	0
MOBILE EYES	0	2
MOTOR VEH CRASH	914	893
MOTOR VEHICLE CRASH - DEPT INVOLVED	18	25
MOTOR VEHICLE CRASH – UNK INJURIES	57	52
MOTOR VEHICLE CRASH - WITH INJURIES	140	138
RECKLESS DRIVER	3	1
ROAD BLOCK	0	0
SCHOOL POST	0	0
VEHICLE STOP	13	5
ZERO TOLERANCE	0	0
<b>Total</b>	<b>1,362</b>	<b>1,269</b>

Non-Crime Public Service Related		
Description	2023	2024
ABANDONED VEHICLE	9	6
ACCIDENTAL INJURY	38	40
AIRPLANE CRASH	0	0
ALARM*	636	3
ANIMAL CALL	28	19
ASST TO ANOTHER DEPARTMENT	88	68
BOAT-WATER ACCIDENT	0	0
BUSINESS / RESIDENCE CHECK	1	1
CIVIL MATTER	126	121
COMMUNICABLE DISEASE	0	0
CONTACT	0	1
CONDUCT INVESTIGATION	3	2
DEAD PERSON	65	51
DISTURBANCE	43	49
DOMESTIC	583	575
DOMESTIC UNFOUNDED	5	3
DROWNING	4	0
DRUNK PEDESTRIAN	0	0
EXCITED DELIRIUM	4	1
INFORMATION	415	460
JUVENILE TROUBLE	23	38
LABOR TROUBLE	0	0
LOST/FOUND PROPERTY	183	184
MAN DOWN/SICK PERSON	40	29

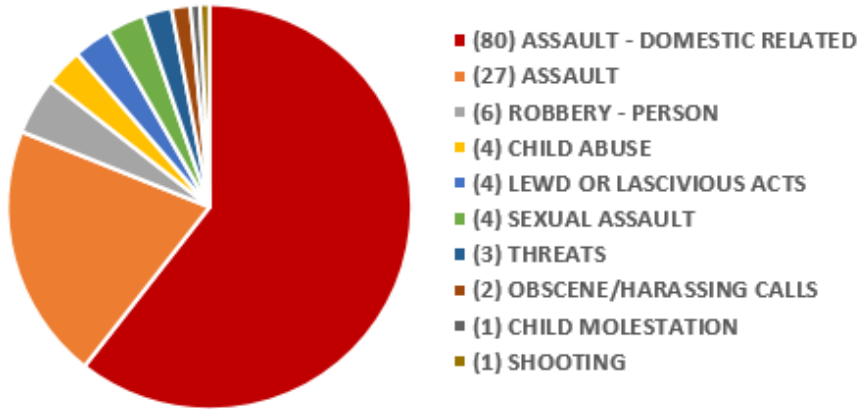
Non-Crime Public Service Related		
Description	2023	2024
MENTALLY DISTURBED PERSON	206	184
MISSING PERSON	74	53
MISSING PERSON - ALZHEIMERS	1	1
MISSING PERSON - RECOVERY	30	21
NEIGHBOR TROUBLE	49	56
NOISE	11	8
OPEN DOOR	4	0
POLICE SERVICE CALL	51	63
PROBLEM SOLVING	12	7
RACIAL TROUBLE	0	0
SERVING CIVIL PROCESS	5	8
SICK PERSON - OVERDOSE	19	10
SUICIDE ATTEMPT - ARMED	5	0
SUICIDE ATTEMPT	13	20
SUSPICIOUS INCIDENT	176	183
SUSPICIOUS PERSON	15	9
SUSPICIOUS VEHICLE	7	2
TRESPASSING	191	204
UNWANTED GUEST	12	4
WATER RESTRICTIONS	0	0
WELFARE CHECK	34	37
<b>TOTAL</b>	<b>6,418</b>	<b>5,360</b>

The information in this report is based on beats within the district. Miscellaneous incident Type codes: PPI, PI, RED, REPO, RMS, TEST and WEL are excluded from the total CAD incidents. This report is dynamic and subject to change.

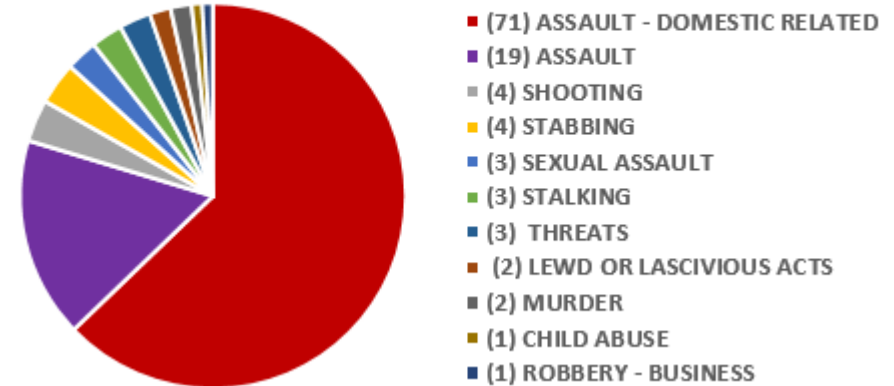
Reported Cases are case numbers generated for actual crimes.

### 3. Number and Types of Arrests

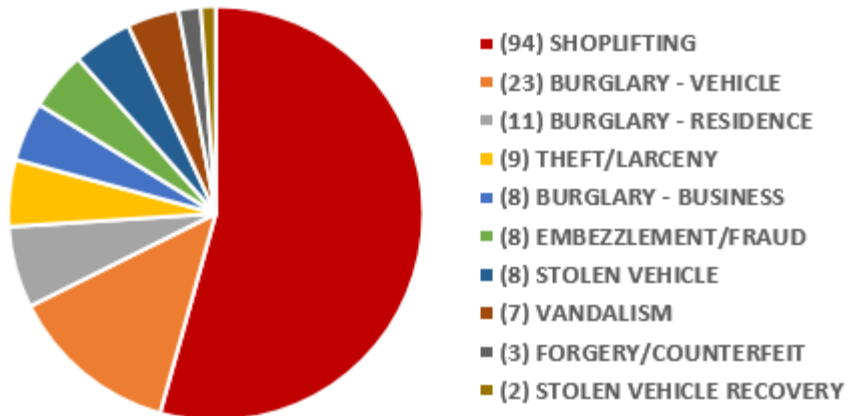
District 8 - Village of Wellington  
2023 Person Crime Arrests (132)



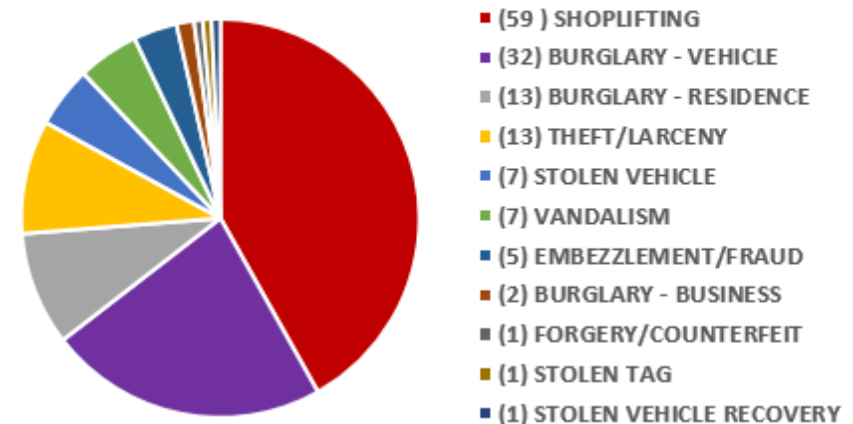
District 8 - Village of Wellington  
2024 Person Crime Arrests (113)



District 8 - Village of Wellington  
2023 Property Crime Arrests (173)



District 8 - Village of Wellington  
2024 Property Crime Arrests (141)

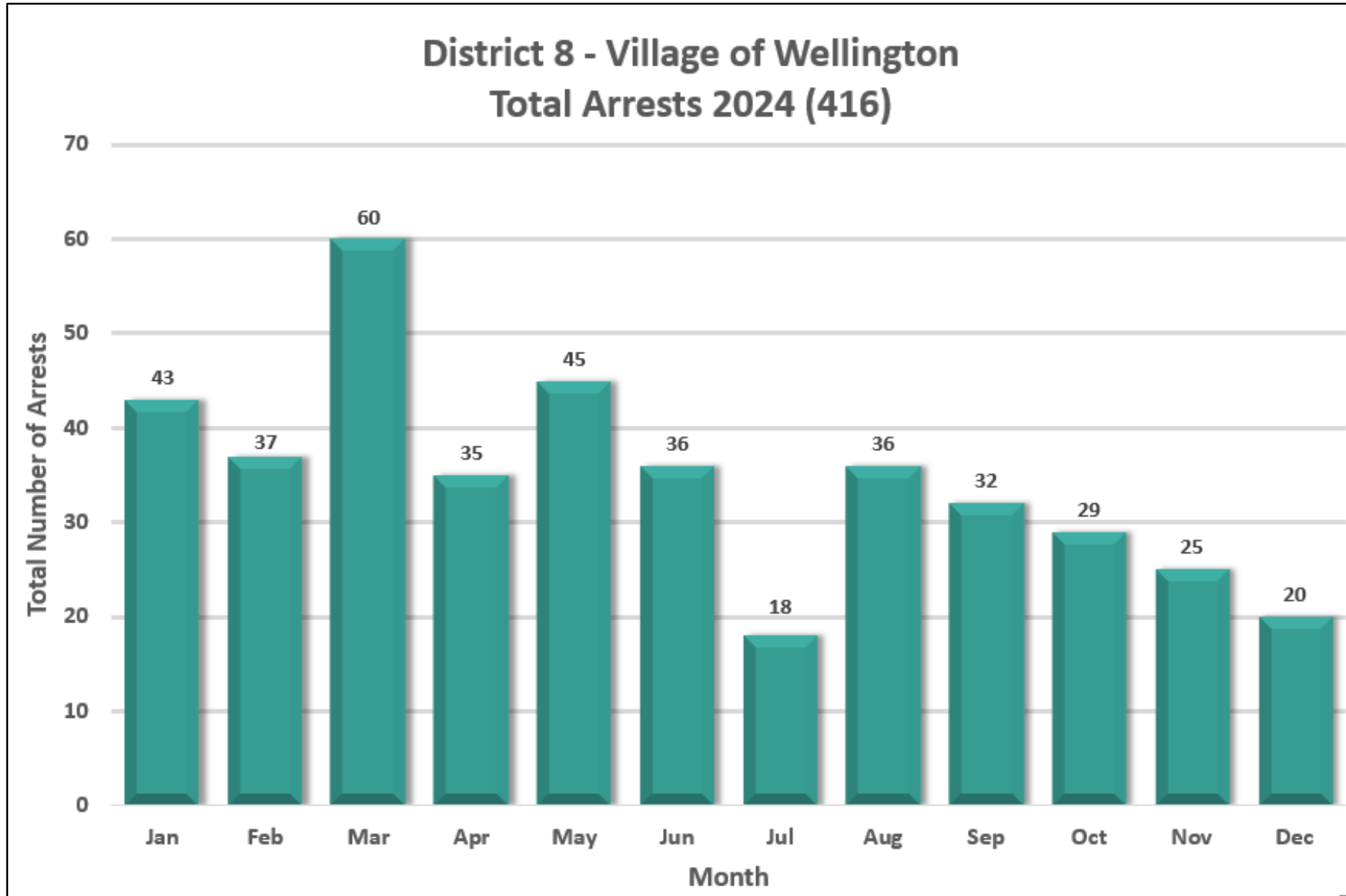


### 3. Number and Types of Arrests (cont'd)

Description	2023	2024	Description	2023	2024
ADULT ABUSE	0	0	MISDEMEANOR	51	25
ALARM	1	0	MISSING PERSON	0	0
ARMED	0	1	MOTOR VEH CRASH	0	0
ASSAULT	27	19	MURDER	0	2
ASSAULT - DOMESTIC	80	71	OBSCENE/HARRASSING PHONE CALLS	2	0
ASST TO ANOTHER DEPARTMENT	5	3	OBSTRUCTING TRAFFIC	0	0
BOMB THREAT	0	0	PROWLER/PEEPING TOM	0	0
BURGLARY - BUSINESS	8	2	RECKLESS DRIVER	0	0
BURGLARY - CONSTRUCTION	0	0	ROBBERY - BUSINESS	0	1
BURGLARY - RESIDENCE	11	13	ROBBERY - PERSON	6	0
BURGLARY - VEHICLE	23	32	ROBBERY - VEHICLE	0	0
CHILD ABUSE	4	1	SERVING WARRANT	54	43
CHILD MOLESTATION	1	0	SEXUAL ASSAULT	4	3
CIVIL	1	0	SHOOTING	1	4
CONDUCT INVESTIGATION	0	0	SHOPLIFTING	94	59
DEAD PERSON	0	0	SICK PERSON - EXCITED DELIRIUM	0	0
DISTURBANCE	0	1	STABBING	0	4
DOMESTIC	3	1	STALKING	0	3
DRUG CASE	13	12	STOLEN TAG	0	1
DRUNK DRIVER	53	14	STOLEN VEHICLE	8	7
DRUNK PEDESTRIAN	0	0	STOLEN VEHICLE RECOVERY	2	1
EMBEZZLEMENT/FRAUD	8	5	SURVEILLANCE	1	0
FELONY	53	42	SUSPICIOUS INCIDENT	1	3
FIGHT	0	0	SUSPICIOUS PERSON	0	0
FORGERY/COUNTERFEIT	3	1	SUSPICIOUS VEHICLE	0	0
GRAFFITI	0	0	THEFT/LARCENY	9	13
HUMAN TRAFFICKING	0	3	TRESPASSING	11	13
INFORMATION	1	0	UNWANTED GUEST	0	0
JUVENILE TROUBLE	0	0	VANDALISM	7	7
KIDNAPPING/FALSE IMPRISONMENT	0	0	VEHICLE HOMICIDE	1	0
LEWD OR LASCIVIOUS ACTS	4	2	VEHICLE STOP	0	1
LOST/FOUND PROPERTY	0	0	VERBAL THREATS	3	3
MAN DOWN/SICK PERSON	1	0	WELFARE CHECK	0	0
MENTALLY ILL PERSON	0	0	Total	555	416

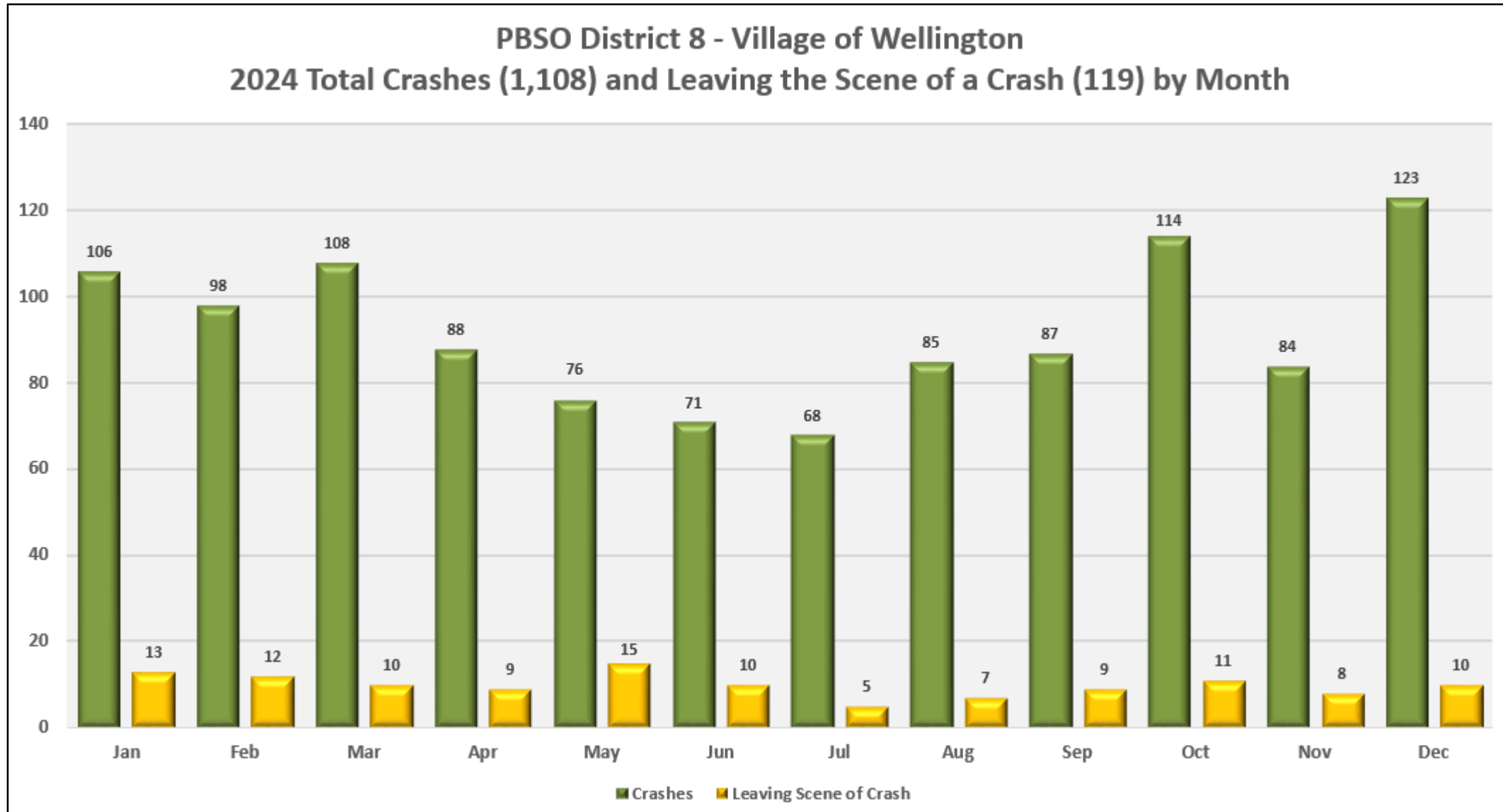
Arrest statistics extracted from PBSO Information Technology report OFFMRAD8.

### 3. Number and Types of Arrests (cont'd)



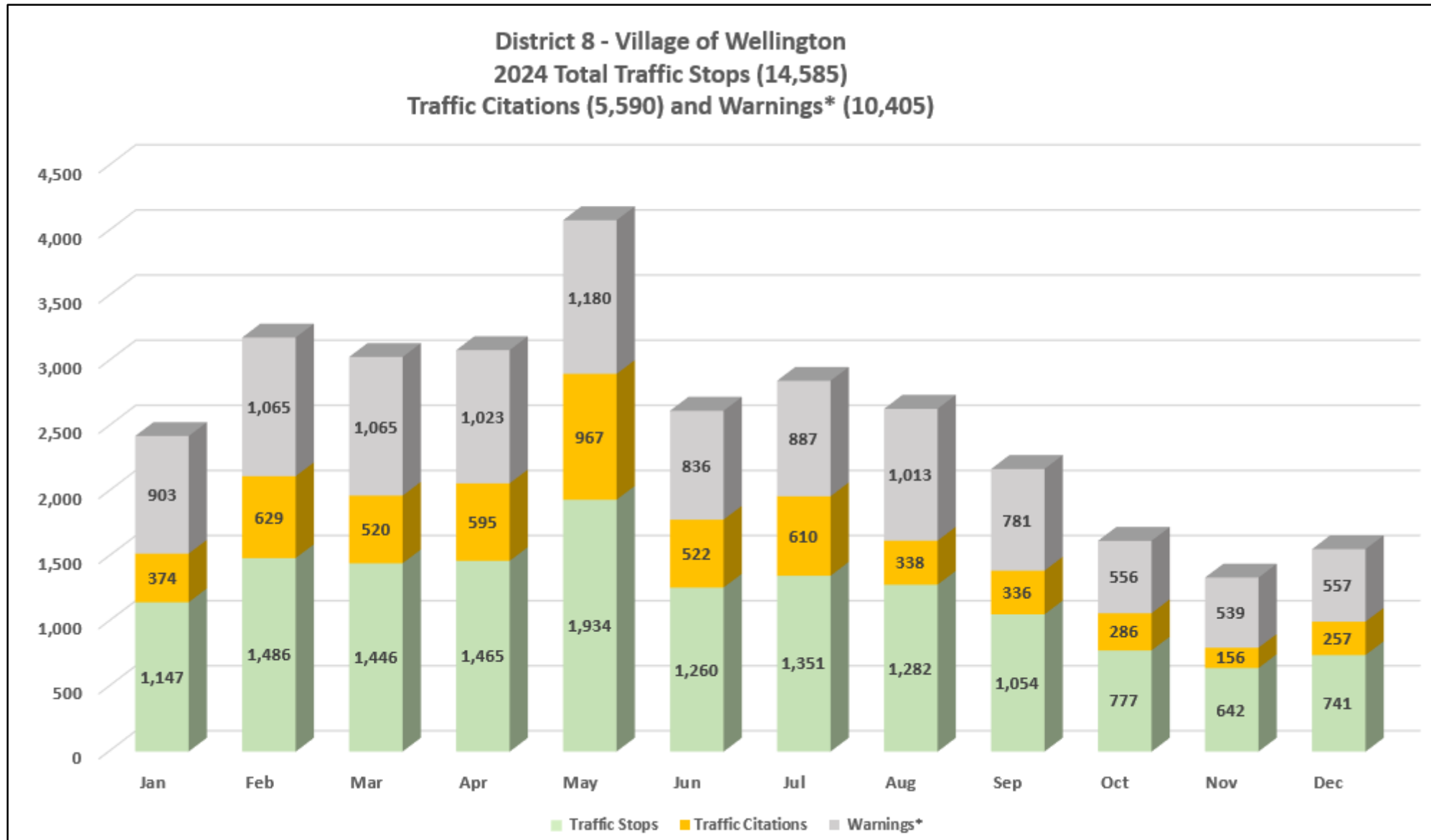
Arrest statistics extracted from PBSO Information Technology report OFFMRAD8

## 4. Traffic Crashes



Crash statistics generated from P1 case number data S/3's and S/4's only (excludes S/5V's)

## 5. Traffic Stops, Traffic Citations, and Written Warnings



Traffic Stops, Traffic Citations, and Warnings data generated from initial incidents in P1  
(\*2024 Warnings include both written and verbal warnings. Previous years included only written warnings.)

# 5. Traffic Stops, Traffic Citations, and Warnings (cont'd)

District 8 - Village of Wellington  
2023 Traffic Stats



■ (6,163) Citations  
■ (6,062) Written Warnings  
■ (5,165) Verbal Warnings

District 8 - Village of Wellington  
2024 Traffic Stats



■ (5,590) Citations  
■ (5,808) Written Warnings  
■ (4,597) Verbal Warnings

<b>2024 Citations</b>	<b>10% lower (5,590) than 2023 (6,163)</b>
<b>2024 Written Warnings</b>	<b>4% lower (5,808) than 2023 (6,062)</b>
<b>2024 Verbal Warnings</b>	<b>11% lower (4,597) than 2023 (5,165)</b>

## 6. Commercial Vehicle Enforcement

- **2024 Commercial Vehicle Enforcement:**

- Ensures commercial vehicle compliance with Village permits and ordinances.
- Monitors the movement of hazardous materials along the roadways.
- Removes hazardous vehicles from the roadway before an accident or injury occurs.
- Makes drivers more attentive to maintaining their vehicles in proper working condition.

- **2024 Accomplishments:**

District-8 Village of Wellington Commercial Motor Vehicle (CMV) Report: 2024														
Month	Vehicles			Vehicle Type				Out-of-Service		Warnings		Citations		Arrests
	Stopped	Inspected	Post Crash Inspection	Weight Case	Other	HazMat	Manure	Driver	Vehicle	Verbal	Written	DOT	State	
Total	1,338	653	8	28	295	39	7	41	96	467	1,564	142	326	1

Source: Cumulative stats from CMV Monthlies provided by deputies

## 7. Community Policing Sites

Goldenrod Road/Hyacinth Place							
SIGNAL	SIGNAL DESCRIPTION	2020	2021	2022	2023	2024	Grand Total
10	STOLEN VEHICLE	2	0	0	0	0	2
30	THEFT/LARCENY	1	1	2	0	3	7
31	ASSAULT	3	7	2	5	5	22
40	VANDALISM	3	2	3	4	0	12
21R	BURGLARY - RESIDENCE	0	0	1	1	0	2
21V	BURGLARY - VEHICLE	9	1	3	3	1	17
41P	ROBBERY - PERSON	1	1	0	0	0	2
	Grand Total	10	19	11	13	9	64

Yarmouth Drive							
SIGNAL	SIGNAL DESCRIPTION	2020	2021	2022	2023	2024	Grand Total
10	STOLEN VEHICLE	3	1	0	0	1	5
30	THEFT/LARCENY	3	0	1	0	0	4
31	ASSAULT	2	3	4	1	5	15
40	VANDALISM	2	3	2	2	0	9
21R	BURGLARY - RESIDENCE	3	0	4	3	0	10
21V	BURGLARY - VEHICLE	3	4	7	1	2	17
41P	ROBBERY - PERSON	1	0	0	0	1	2
	Grand Total	17	11	18	7	9	62

Hawthorne Place							
SIGNAL	SIGNAL DESCRIPTION	2020	2021	2022	2023	2024	Grand Total
10	STOLEN VEHICLE	2	0	0	0	0	2
30	THEFT/LARCENY	1	1	2	4	1	9
31	ASSAULT	3	7	2	2	1	15
40	VANDALISM	3	2	3	2	3	13
21R	BURGLARY - RESIDENCE	0	0	1	0	1	2
21V	BURGLARY - VEHICLE	9	1	3	0	0	13
41P	ROBBERY - PERSON	1	1	0	0	0	2
	Grand Total	19	12	11	8	6	56

White Pine/12th Fairway							
SIGNAL	SIGNAL DESCRIPTION	2020	2021	2022	2023	2024	Grand Total
10	STOLEN VEHICLE	1	1	0	0	2	4
30	THEFT/LARCENY	1	3	2	5	1	12
31	ASSAULT	1	3	2	1	4	11
40	VANDALISM	2	2	3	1	2	10
21R	BURGLARY - RESIDENCE	0	0	1	0	1	2
21V	BURGLARY - VEHICLE	4	1	3	4	1	13
33	SHOOTING	1	0	0	1	0	2
41P	ROBBERY - PERSON	0	0	0	1	0	1
	Grand Total	10	10	11	13	11	55

## 8. Internal Affairs Complaints

- During 2024, the PBSO Internal Affairs Division investigated 24 complaints stemming from deputies assigned to the Village of Wellington:
  - 17 Incident Reviews (IR):
    - Dispositions for all resulted in no action warranted
  - 6 Disciplinary Review Request (DRR) Investigations with dispositions of:
    - 1 Verbal Counseling
    - 1 Written Reprimands
    - 4 Educational Counseling
  - No incidents of IA23
  - 1 Personnel Complaint\* (PC) Investigation with a disposition of:
    - 16 hours of suspension
  - No Court Appearance Requirement (CAR) Incidents

\*Incident did not occur in the Village of Wellington




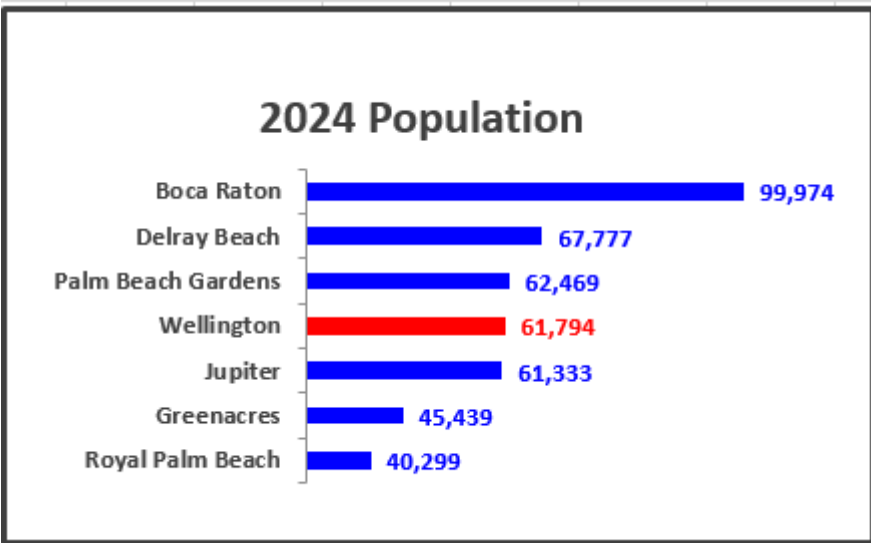
## 9. Law Enforcement Trust Fund (LETF)

**Property Awarded:**

**State: No distribution made during 2024.**

**Total Deposited to LETF: None**

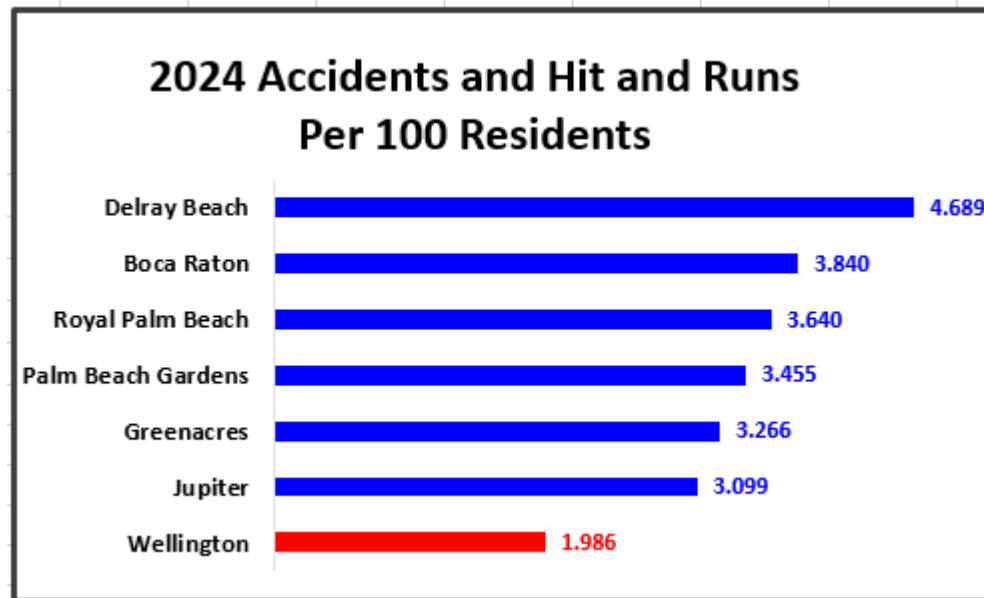
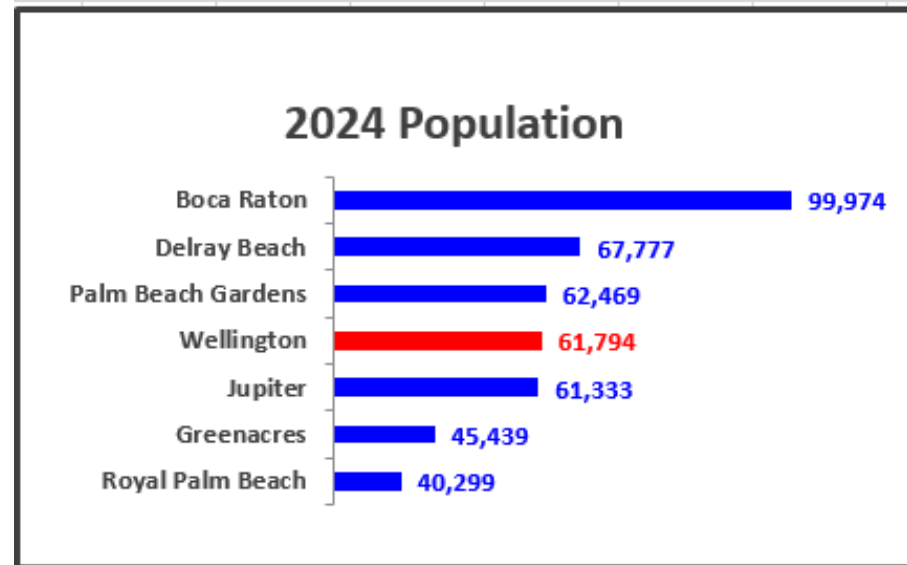
# 10. Statistical Comparisons to Similar Situated Communities



PBSO Population source: 2024 BEBR

Crime stats and population data provided by each agency through direct inquiries.

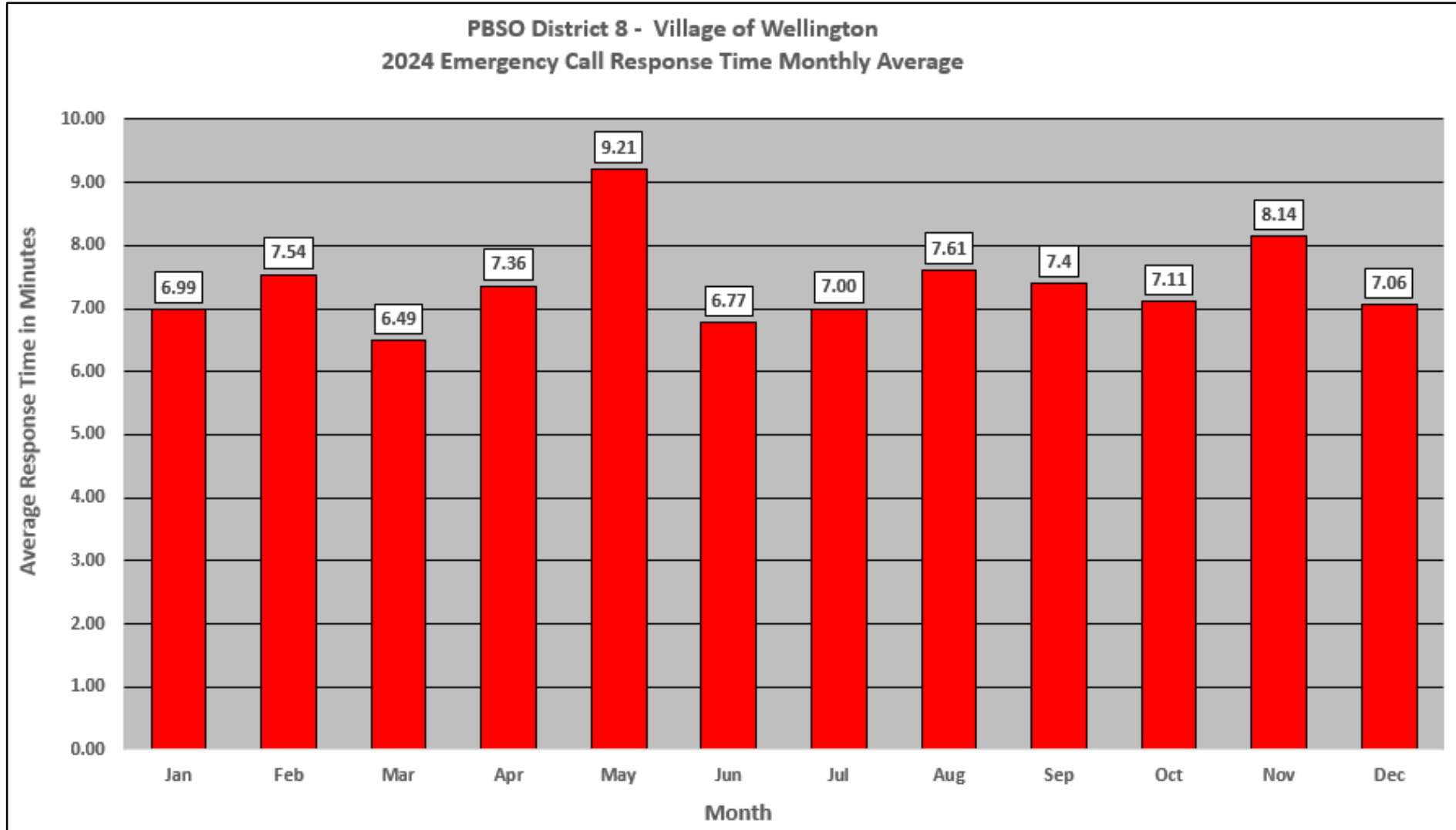
## 10. Statistical Comparisons to Similar Situated Communities (cont'd)



PBSO Population source: 2024 BEBR

Crime stats provided by each agency through direct inquiries.

# 11. Response Times to Emergency Calls



Response Times for Priority 1 (Emergency) Calls were generated by the Crime View Desktop Application.  
Priority 1 Calls include, but are not limited to, crimes that are in-progress, have just occurred, or require immediate response.  
Average Response Time in 2024 increased slightly to 7.39 minutes from 7.35 minutes in 2023, a 0.50% increase.

## 12. Action Plans, Operations, and Special Initiatives

### **Operation Safe Start:**

The objective of this operation was to maintain safe schools by implementing education, traffic enforcement strategies, and providing overall safety to the people traveling to or near Wellington schools. This operation ran from August 12-13, 2024 and utilized both marked and unmarked units and targeted all Wellington schools.

### **Operation Fossil Fuel:**

This comprehensive operation deployed resources in Wellington to curtail drivers with improper driving habits and those who violate the rules of the road. The goal was to promote traffic safety for adults and children who travel through the community by utilizing overt and covert traffic enforcement, social media campaigns to bring awareness and education to the community, and the deployment of the speed trailer to remind drivers of their speeds.

### **Operation School's Back:**

Agents with the Street Crimes Unit conducted proactive patrol in the Shoppes at Isla Verde and the Wellington Green Mall to deter the increase of retail thefts as students prepared to return to school in the fall.

## 12. Action Plans, Operations, and Special Initiatives (cont'd)

### **Operation Dog Days:**

The objective of this operation was to address the increase in vehicle burglaries, stolen vehicles, and vandalisms during the summer break when schools were out. Agents conducted proactive patrol throughout Wellington and monitored known juvenile meet-up spots. This operation ran from the 2024 Memorial Day weekend through early August when schools returned to normal session.

### **Operation Key Fob:**

This operation was created to address the increase in vehicle burglaries and stolen vehicles during the months of the 2024 Equestrian season. The majority of these incidents were due to owners of vehicles leaving key fobs inside unlocked vehicles overnight. Covert surveillance was conducted in neighborhoods and major shopping plazas throughout Wellington. During these targeted patrols, Agents would educate residents on the importance of securing their property especially during the overnight hours.

Additional operations and initiatives were used throughout the year to address criminal activity such as vandalism and equipment thefts in Wellington. Agents continued with covert surveillance in neighborhoods and shopping plazas in search of suspicious vehicles and persons. A GPS equipped decoy dirt bike was also utilized in one operation in an effort to catch suspects committing equipment thefts.

## 12. Action Plans, Operations, and Special Initiatives (cont'd)

### **Community Policing (CP):**

2024 CP participated in the following community oriented public service activities:

- Garlic Fest
- Palm Beach Central's Career Fair
- Junior Achievement Career Fair at Polo Park Middle School
- Wellington Brew Fest
- A Day for Autism
- Students Working to Achieve Greatness (S.W.A.G.)
- Bacon and Bourbon Fest
- Cinco de Mayo
- Harmony in the Streets
- Hispanic Heritage Night
- VOW Fall Festival
- Assisted with security for the 2024 Presidential Election
- Assisted with the Fallen Motors Deputies event
- Assisted with Tornado Clean Up
- Winterfest
- Kid's Foundation Holiday Fest
- Vow Holiday Parade

## 12. Action Plans, Operations, and Special Initiatives (cont'd)

### **2024 Recurring Events:**

- Neighborhood Connections
- Food Truck and Concerts
- Restoration Bridge food drives and distributions
- Homeless Outreach
- Brooklyn Bagel deliveries of donated food to the Lewis Center Annex Homeless Shelter
- Senior Bingo at Community Center
- Lakeside Marketplace
- Business Walk and Talk with VOW
- Conversation with a Deputy at Starbuck's
- Boys & Girls Club visits

### **Therapy Dog Unit (TDU):**

- Interacted with students and staff for the VOW Winter Camp
- Assisted with Restoration Bridge food distributions
- Attended Palm Beach Central's first Career Fair
- Attended Career Day at Emerald Cove Middle School
- Attended Autism Day event
- Attended the TAP Dog Show at the Amphitheater
- Attended Family Fun Day event at the Wellington Community Center

## 13. License Plate Readers

### **2024 LPR System:**

In June 2024, the Village of Wellington Council approved funding to upgrade all existing License Plate Readers (LPR) in the Village to a new vendor/manufacturer. Installation of the new Flock LPR's began in late July 2024 and the Village now has 21 LPR cameras strategically located throughout the Village. The maintenance for all these LPR's is now handled by Flock Safety, a full-service, maintenance-free, technology company used across the country to help solve and deter crime.

Since going live in July 2024, District 8 has received 33 vetted Flock LPR notifications or alerts throughout the Village of Wellington and logged the following success stories:

24054678 - On 4/19/2024, District 8 SCU Agents received an LPR alert for a 2024 silver Nissan Altima overdue rental. Agents followed the vehicle to a parking lot at Forest Hill Boulevard and Military Trail, and with the assistance of District 1 SCU and K9's, the driver of the vehicle was taken into custody without incident. Subsequent to the arrest, a loaded 9mm pistol was found on the suspect and marijuana with found inside the vehicle.

## 13. License Plate Readers

### **2024 LPR System:**

24085484 - On 8/1/2024, District 8 SCU Agents received an LPR alert for a suspect vehicle involved in a fraud case. The 2020 white Land Rover Defender was reported stolen with the vehicle being involved in a possible title fraud scheme. District 8 SCU Agents along with Agents from other Districts, Road Patrol from various Districts, and PBSO Aviation were able to track the vehicle to Wellington Trace and Forest Hill Boulevard where it was stopped and the sole occupant removed from the vehicle without incident.

24119052 - On 11/23/2024, RTCC received an LPR alert for a stolen 2014 red Hyundai Sonata that was also involved in burglaries in the county and alerted District 8 Road Patrol. The vehicle was subsequently located by District 8 Road Patrol at Big Blue Trace and Double Tree Trail and followed to the 7 Eleven at Crestwood and Southern Boulevard where a felony stop was conducted and two occupants were detained without incident.

# 14. Law Enforcement Service Plan Objectives

## 2024 Service Plan Objectives

- Burglary and Theft Crime Goals:
  - Maintain Burglary and Theft crimes less than 800 cases in 2025.
  - Clear at least 10% of burglaries by arrest.
- Traffic Safety Goals:
  - Maintain a crash rate of less than 3.0 crashes per 100 residents in 2025.

Burglary and Theft crimes are the combined total number of Burglary, Shoplifting and Theft/Larceny cases.

# 15. Performance Goals - Burglary and Theft

## Performance Goals:

- Maintain Burglary and Theft crimes less than 800 cases in 2025.
- Clear at least 10% of burglaries by arrest.

## Result (How did we do on our 2024 LESP Goals?):

- Residential Burglary increased 13% from 2023 (24) to 2024 (27).
- Burglary and Theft crimes decreased 26% from 2023 (561) to 2024 (417).
  - Surpassed the objective of “less than 800 cases” by 48% (417 cases).
- Of the 141 burglaries in 2024, 32% were cleared by arrest (45).
  - Surpassed the objective to “clear at least 10% of burglaries” by arrest.

Note: LESP = Law Enforcement Service Plan

## 16. Performance Goals - Traffic Issues

### Performance Goal:

- Maintain a Crash Rate (CR) of less than 3.0 crashes per 100 Village Residents.

### Result (How did we do?):

- Initial Traffic Stops decreased 12% from 2023 (16,581) to 2024 (14,585).
- Crashes decreased 3% from 2023 (1,264) to 2024 (1,227).
- The CR per 100 residents decreased 3% from 2.046 in 2023 to a CR of 1.986 in 2024.
- PBSO surpassed the objective to “maintain a CR of less than 3.0”.

Village Residents assumes a Village of Wellington population of 61,208 in 2024 and 61,794 in 2023.

For the Crash Rate (CR) calculation, Crashes are the sum of Crashes and Hit & Run cases and excludes Vehicle Homicide cases.