



PBSO District 8 - Wellington

# Captain's Presentation

Annual Report 2024

Lt. Matthew LaVigna

# 2024 Calls for Service

Annual Calls for Service



2020	2021	2022	2023	2024
80,897	77,983	82,655	89,279	91,703

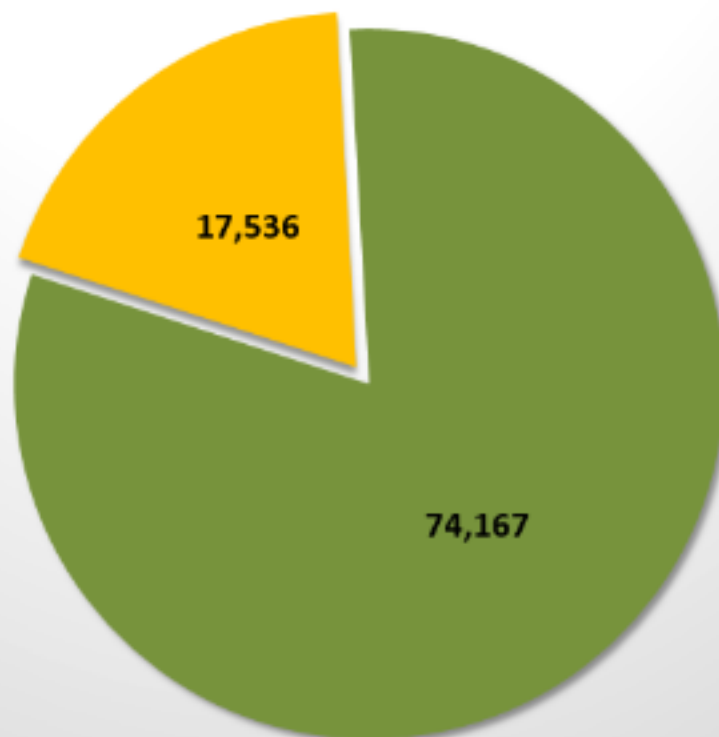
91,703 - Total Calls for Service (CFS)

- 2,424 more calls for service than calendar year 2023
- Calls for service increased 3%

# 2024 Calls for Service (cont'd)

## Non Self-Initiated Incidents versus Self-Initiated Incidents

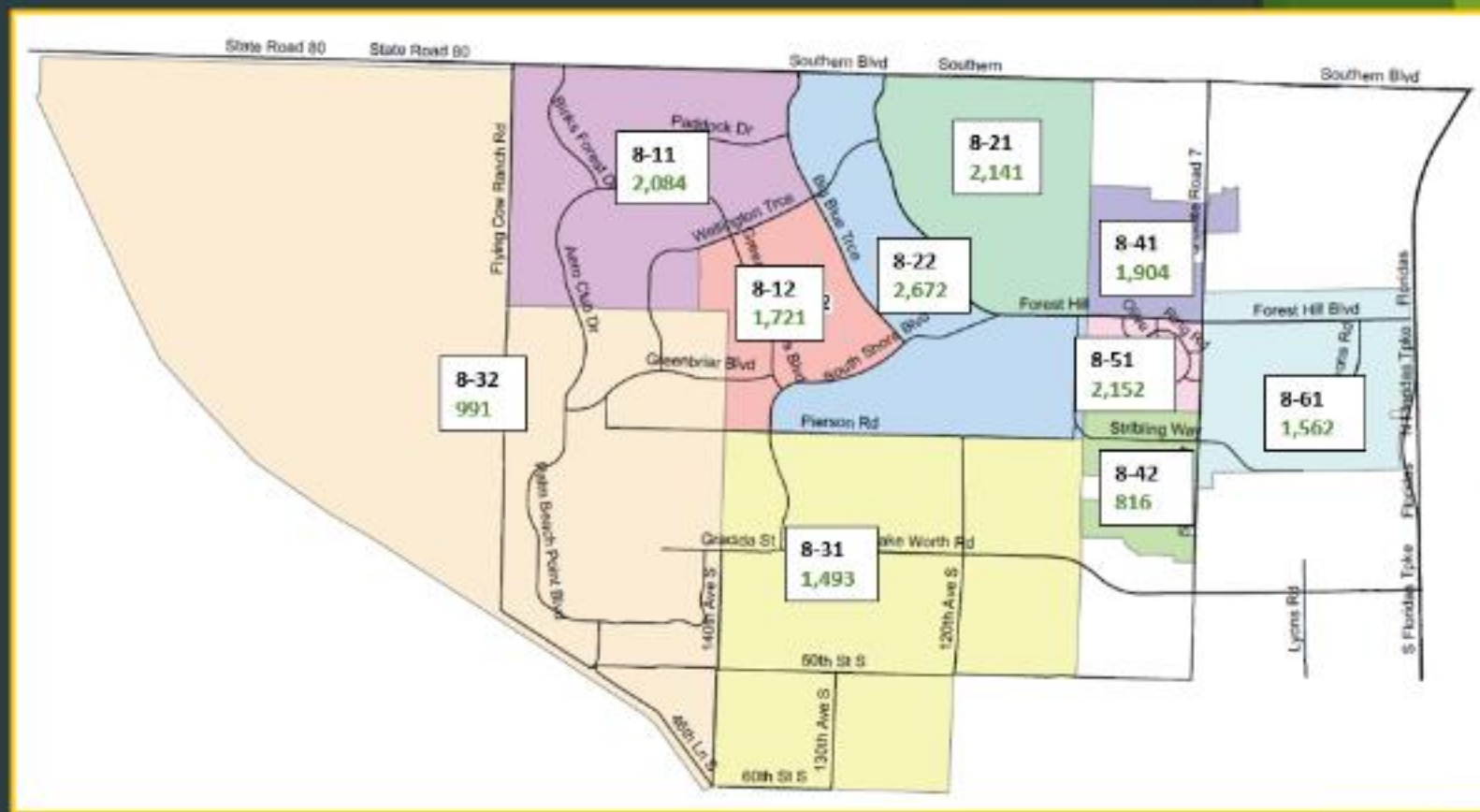
■ Non Self-Initiated Incidents    ■ Self-Initiated Incidents



**91,703** - Total Calls for Service

- **17,536** - Non Self-Initiated Incidents
- **74,167** - Self-Initiated incidents include:
  - 14,578 - Traffic Stops
  - 51,396 - Business/Residence Checks
  - 8,193 - Other Self-Initiated incidents

## 2024 Calls for Service (cont'd)



Sector	Incident Count
Sector 8-1	3,805
Sector 8-2	4,813
Sector 8-3	2,484
Sector 8-4	2,720
Sector 8-5	2,152
Sector 8-6	1,562

Beat	Incident Count
Beat 8-11	2,084
Beat 8-12	1,721
Beat 8-21	2,141
Beat 8-22	2,672
Beat 8-31	1,493

Beat	Incident Count
Beat 8-32	991
Beat 8-41	1,904
Beat 8-42	816
Beat 8-51	2,152
Beat 8-61	1,562

Calls for service by Sector and Beat excludes self-initiated incidents.

Source: P1

# UCR Data - 5 Year Statistical Comparison of FDLE Reported Cases

			FDLE Reported Cases						
Year	Total Crime Index	Population	Murder	Forcible Rape	Robbery	Aggravated Assault	Burglary	Larceny	Motor Vehicle Theft
2020	556	61,637	1	17	6	43	38	392	59
2021	623	61,768	0	20	9	41	33	479	41
2022	683	61,807	0	16	4	58	34	527	43
2023	757	61,788	2	13	10	65	34	564	69
2024	570	61,794	2	16	7	55	35	393	62

Source: Florida Department of Law Enforcement Uniform Crime Report, 2025

UCR Larceny data includes Shoplifting, Theft, and Vehicle Burglary crimes.

\*FDLE numbers may not be the same as PBSO numbers due to variations in reporting criteria.

Aggravated Assault, as defined by FDLE, is an unlawful attack by one person upon another where either the offender displays a weapon or the victim suffers obvious severe or aggravated bodily injury involving apparent broken bones, loss of teeth, possible internal injury, severe laceration, or loss of consciousness.



# 2024 UCR Data - Arrests



## CRIME IN FLORIDA ABSTRACT Wellington Police Department January - December 2024

Florida Department of  
Law Enforcement

The statistics presented in this release are an indication of crime and criminal activities known to, and reported by, law enforcement agencies for 2024. This report reflects data residing in the UCR database as of 2/13/2025.

Arrests	2023	2024	% Change
Murder	1	2	100.0%
Rape	2	4	100.0%
Robbery	8	1	-87.5%
Aggravated Assault	40	46	15.0%
Burglary	11	10	-9.1%
Larceny	120	96	-20.0%
Motor Vehicle Theft	3	10	233.3%
Part II	165	103	-37.6%
Total Arrests	350	272	-22.3%

Source: Florida Department of Law Enforcement Uniform Crime Report, 2025

UCR Larceny data includes Shoplifting, Theft, and Vehicle Burglary crimes.

\*FDLE numbers may not be the same as PBSO numbers due to variations in reporting criteria.

Aggravated Assault, as defined by FDLE, is an unlawful attack by one person upon another where either the offender displays a weapon or the victim suffers obvious severe or aggravated bodily injury involving apparent broken bones, loss of teeth, possible internal injury, severe laceration, or loss of consciousness.

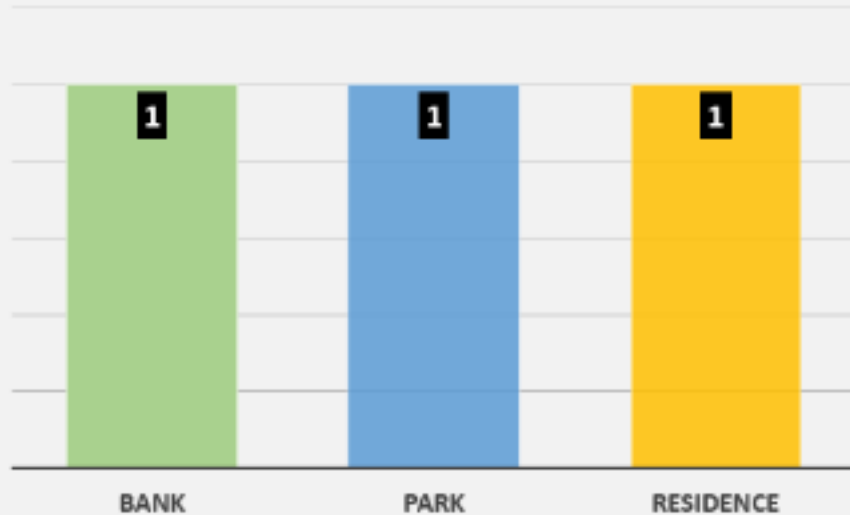
# Annual Cases since 2009

Persons Crimes	2009	2010	2011	2012	2013	2014	2015	2016	2017	2018	2019	2020	2021	2022	2023	2024
Robbery	30	15	23	21	22	19	12	18	23	17	8	6	7	4	6	3
Sexual Assault	15	18	18	11	14	11	13	11	10	19	13	14	18	16	16	21
Shooting	3	1	5	4	5	6	2	4	3	3	2	5	5	4	5	2
Stabbing	0	3	1	1	1	0	0	1	0	0	2	1	2	1	0	2
Homicide	2	2	0	0	0	1	1	1	1	0	0	1	0	0	1	1
<b>Property Crimes</b>																
Burglaries																
- <i>Vehicle</i>	494	325	237	296	257	248	355	293	337	306	279	155	110	108	182	108
- <i>Residential</i>	356	282	233	218	238	164	118	108	64	36	58	39	25	36	24	27
- <i>Business</i>	36	26	19	28	19	23	10	24	15	4	13	9	12	6	11	4
- <i>Construction</i>	2	5	6	7	0	7	2	2	4	4	1	0	3	0	3	2
Theft	427	Not Tracked	Not Tracked	Not Tracked	Not Tracked	316	342	241	201	196	182	131	148	156	168	137
Vandalism	288	230	229	182	172	145	182	133	104	93	75	53	91	64	76	58
Stolen Vehicle	78	78	78	88	79	80	65	74	112	79	57	56	47	44	61	49
Stolen Veh. Rec. (CFS)	20	25	31	27	29	23	24	31	25	16	30	19	20	22	20	9

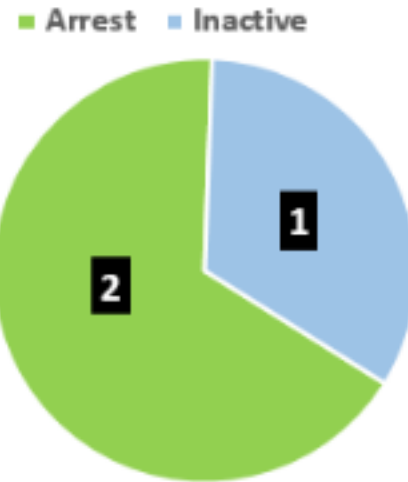
- Compiled by PBSO Crime Analysis Unit (CAU)
- Contract city effective date: 10/1/1996
- Due to COVID, statistics for 2020 may be lower than previous years
- Prior years numbers may be slightly different due to signal code changes

# 2024 Robbery Incidents

## Robbery Locations



## Case Status



## 2024: 3 Cases

- 50% decrease in Robberies from 2023
- 2 Cases where the suspects were known to the victims, with two of the cases resulting in arrests.

## Robbery Trends

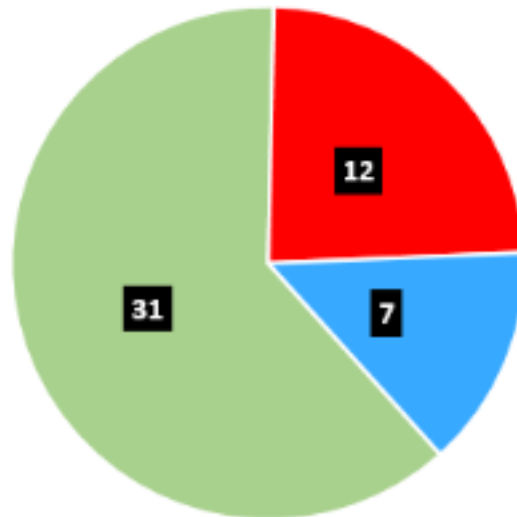




# 2024 Stolen Vehicles

## Mode of Entry

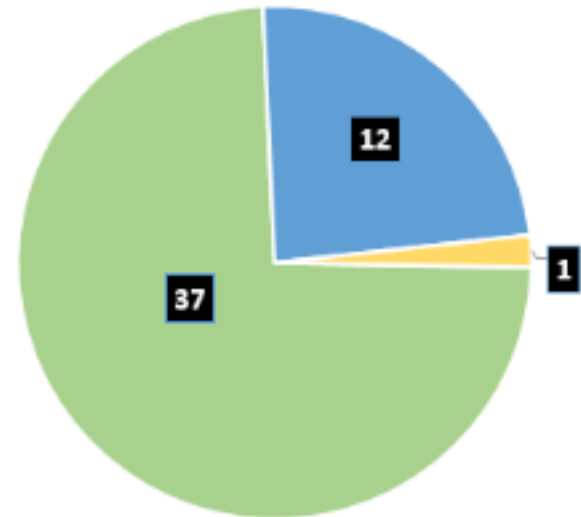
■ Unlocked with Key in Vehicle ■ Locked ■ Other



Mode of Entry	Count
Unlocked with Key in Vehicle	31
Locked	12
Other	7

## Status of Vehicle

■ Recovered ■ Outstanding ■ Unknown



Status of Vehicle	Status
Recovered	37
Outstanding	12
Unknown	1

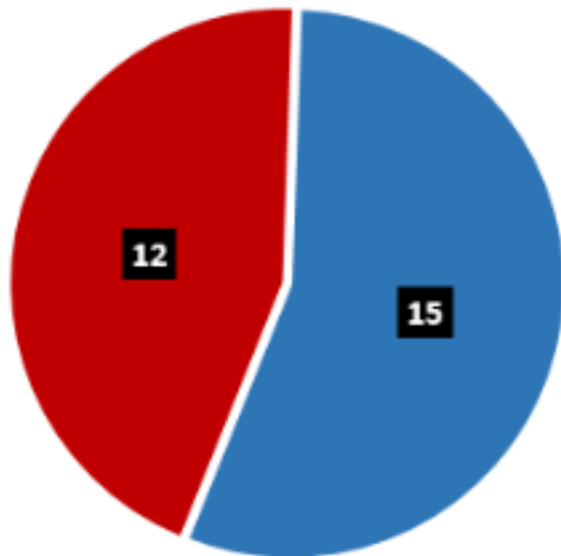
## 50 Stolen vehicles in 2024

- 31 of the 50 cases, the vehicles were left **unlocked with the keys inside** the vehicles (62%)
- 37 of the 50 cases, the vehicle was recovered (74%)

# 2024 Residential Burglaries

## 2024 Residential Burglaries

■ Cleared ■ Inactive



Case Status	Count
Cleared	12
Inactive	15

Cleared cases include incidents that were cleared either by arrest, arrest warrant, exceptionally cleared, or unfounded.

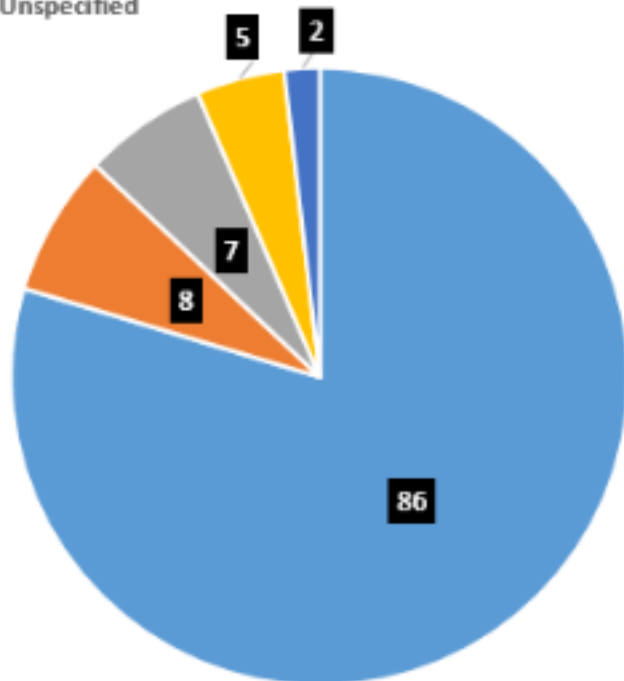
### 27 Residential Burglaries in 2024

- 12 of the 27 cases were cleared (44% clearance rate)
- 10 of the 12 cleared cases resulted in arrests
- 2 of the 27 cases the victim refused to prosecute
- 7 of the 27 cases had a garage that was unlocked or left opened

# 2024 Vehicle Burglaries

## 2024 Vehicle Burglaries Methods of Entry

- 86 - Unlocked/Opened
- 7 - Smashed Window
- 2 - Unspecified
- 8 - Attempt Only
- 5 - Other



Method of Entry	Count
Unlocked/Open	86
Attempt Only	8
Smashed Window	7
Other	5
Unspecified	2

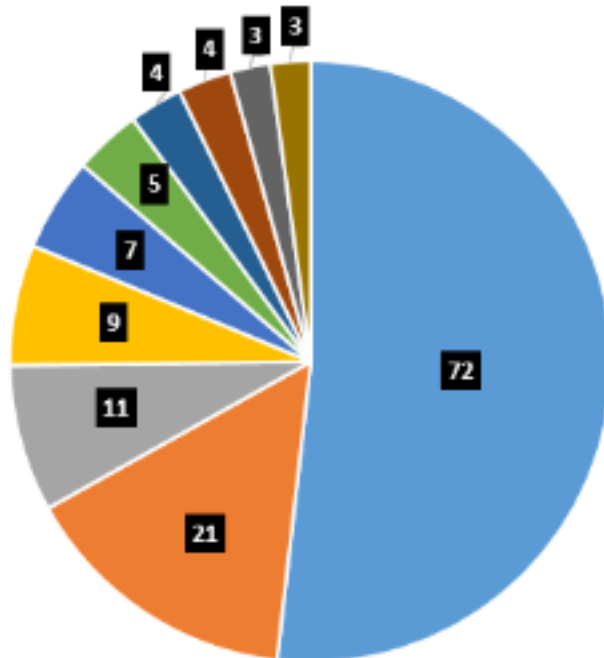
## 108 Vehicle Burglaries in 2024

- 32 cases Cleared by Arrest (30%)
- 86 of the 108 cases were Unsecured or Left Unlocked (80%)
- 7 of the 108 cases were Smashed Windows (6%)
- 8 of the 108 cases were Attempt Only (7%)
- 16 of the 108 cases involved suspects who lived in Wellington (15%)

# 2024 Shoplifting Cases

## 2024 Shoplifting Locations

72 - Wellington Green Mall  
9 - Ulta  
4 - Publix  
3 - Whole Foods  
21 - All Other Locations  
7 - Old Navy  
4 - Walgreen's  
11 - CVS  
5 - Best Buy  
3 - Total Wine



Shoplifting Location	Count
Wellington Green Mall	72
All Other Locations	21
CVS	11
Ulta	9
Old Navy	7
Best Buy	5
Publix	4
Walgreen's	4
Total Wine	3
Whole Foods	3

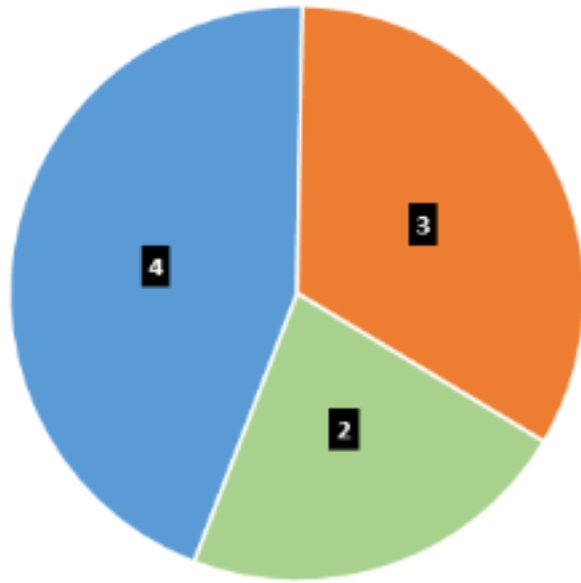
16 Cases involved juveniles
20 Juveniles total
6 Juveniles resided in Wellington

- 139 Shoplifting cases in 2024 compared to 172 in 2023 (19% decrease in cases)
- 72 of the 139 shoplifting cases occurred at the Wellington Green Mall, accounting for 52% of the cases
  - 59 of the 139 shoplifting cases were either cleared by arrest or exceptionally cleared (42% of cases)

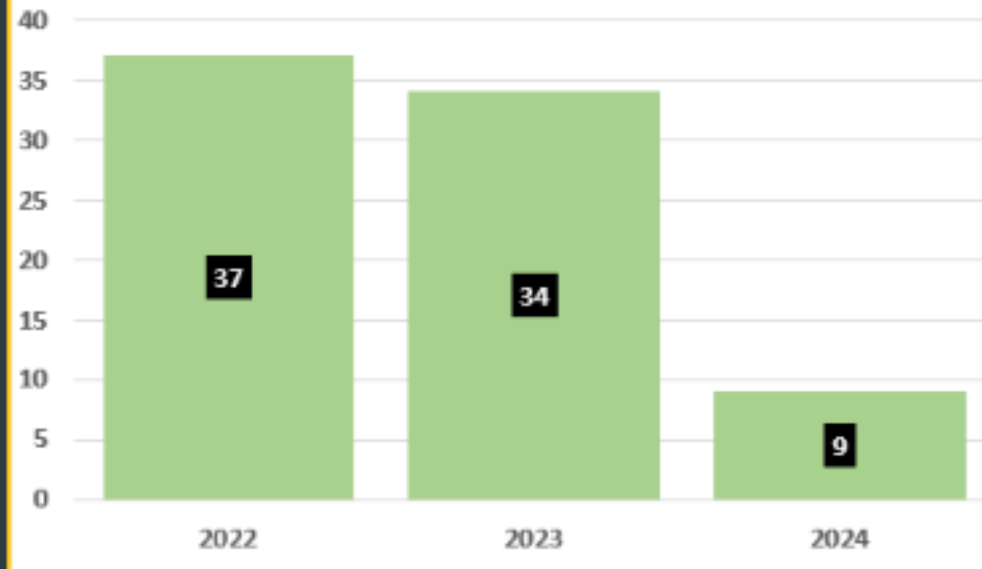
# 2024 Mail Theft Cases

## 2024 Mail Theft Cases - Drop Off Sites

■ 4 - Unspecified ■ 3 - Residential Mailbox ■ 2 - US Mailbox



## Mail Theft Cases



2024 Drop Off Site	Count
Unspecified	4
Residential Mailbox	3
US Mailbox	2

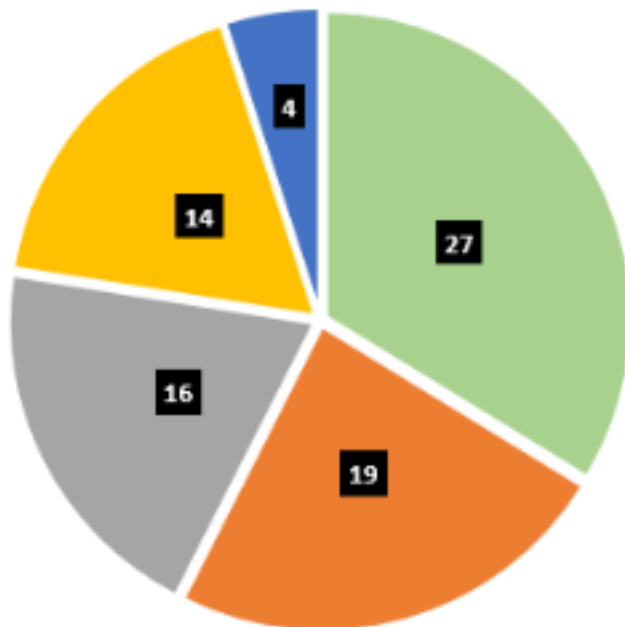
**9** Reported mail theft cases in the Village of Wellington in 2024, compared to **34** cases in 2023 (**74% decrease in cases**)



# 2024 Golf Cart Incidents

## 2024 Golf Cart Incidents

■ 27 - Traffic stops   ■ 19 - Juvenile   ■ 16 - Crashes Related  
■ 14 - Other   ■ 4 - Theft Related



Type	Count
Traffic stops	27
Juvenile	19
Crashes Related	16
Other	14
Theft Related	4

\*Other category includes incidents such as reckless driving, vandalism, and suspicious subjects in golf carts.

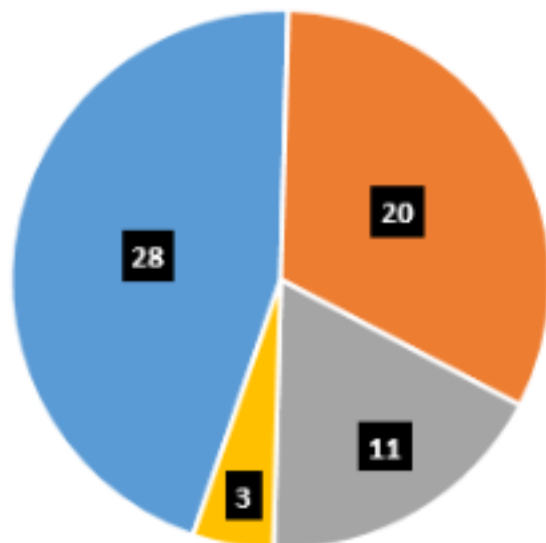
## 80 Incidents involving golf carts in 2024

- 27 Traffic Stops were conducted on golf carts
- 19 Incidents involved juveniles with golf carts
- 16 Incidents were crashes that involved golf carts compared to 28 incidents in 2023

# 2024 Residential Short-Term Rentals

## 2024 Short Term Rental CFS

■ Noise Related ■ Other ■ Parking Related ■ Contract Dispute



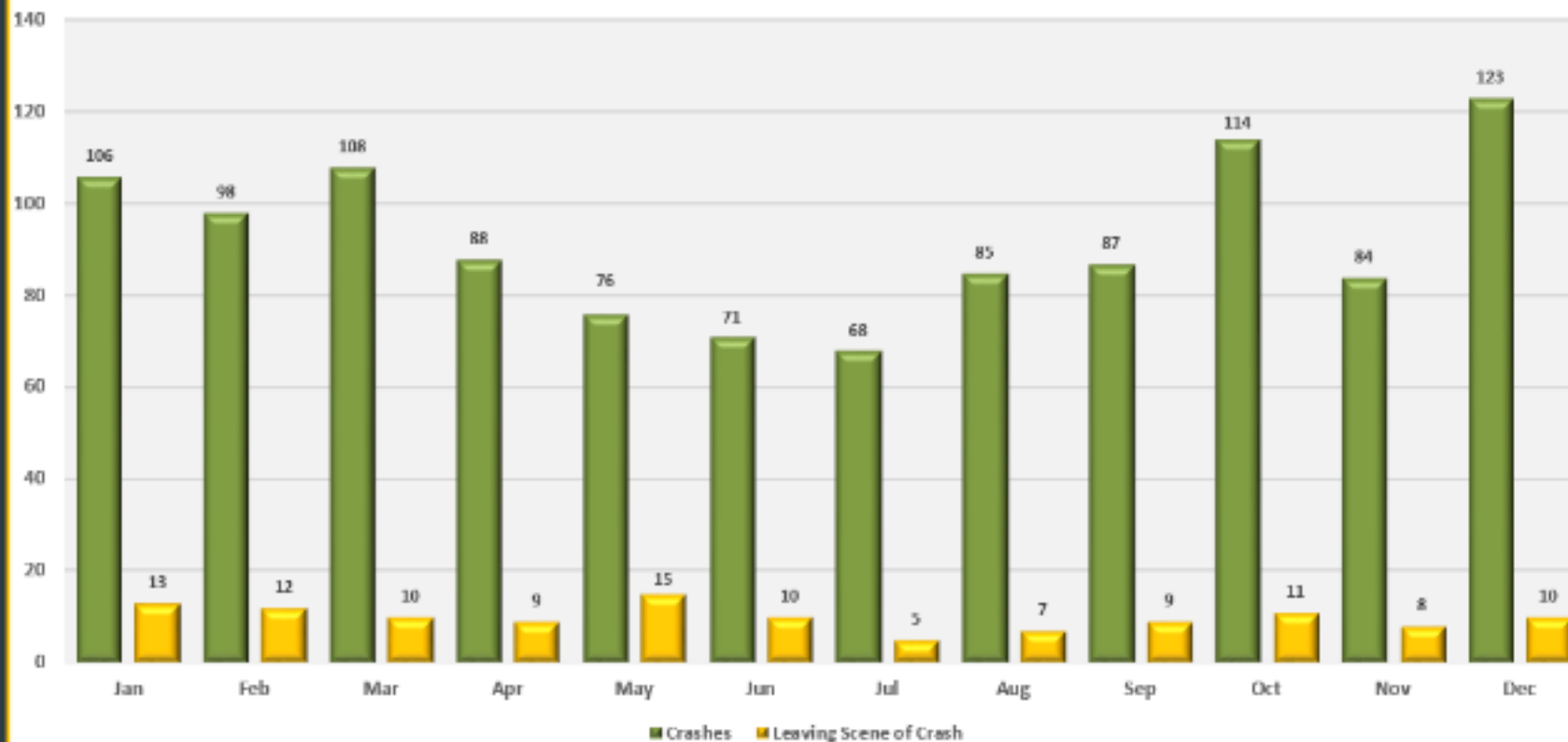
2024 Signal	Count
Noise Related	28
Other	20
Parking Related	11
Contract Dispute	3

Total Calls for Service (CFS) at Short Term Rentals increased 55% from 40 CFS in 2023 to 62 CFS in 2024

- Noise related incidents represented 45% of the total CFS
- Parking related issues represented 18% of the total CFS
- Greenview Shores and Sugar Pond Manor had the majority of the CFS with a combined 26 incidents, or 42% of the total CFS

# 2024 Traffic Crashes

PBSO District 8 - Village of Wellington  
2024 Total Crashes (1,108) and Leaving the Scene of a Crash (119) by Month



## Performance Goal:

- Maintain a Crash Rate (CR) of less than 3.0 crashes per 100 Village Residents. The CR per 100 residents decreased 2% from 2.046 in 2023 to a CR of 2.005 in 2024.

During Equestrian Season, numbers may have a slight increase.

The Season runs from the end of November through the 2<sup>nd</sup> week of April.

Source: Final crash incidents with case numbers pulled from P1. Excludes Signal 5V's.

# 2024 Traffic Citations, Written Warnings, and Verbal Warnings

Traffic Citations, Warnings (Written and Verbal)					
Incident Type	Trend	% Change	2023	2024	Difference
Citations	↓	-10%	6,193	5,590	-603
Written Warnings	↓	-4%	6,062	5,808	-254
Verbal Warnings	↓	-11%	5,165	4,597	-568

District 8 - Village of Wellington  
2023 Traffic Stats



■ (6,163) Citations  
■ (6,062) Written Warnings  
■ (5,165) Verbal Warnings

District 8 - Village of Wellington  
2024 Traffic Stats



■ (5,590) Citations  
■ (5,808) Written Warnings  
■ (4,597) Verbal Warnings

# 2024 Detective Bureau

Detective	Assigned Cases*	Arrest Warrants	Cases with Arrests	Exceptionally Cleared	Unfounded	Total Cases Cleared*	Inactive	Open
Total	364	9	65	11	26	111	230	23

Detective	Cases Cleared*	Assigned Cases*	Clearance Rate
Total	112	364	31%

\*Assigned Cases are the total of Arrest Warrant cases, Cases with Arrests, Exceptionally Cleared cases, Unfounded cases, and Inactive cases. Cases adopted by SFTF were excluded.

\*Cases Cleared excludes Inactive and Open cases.



# 2024 Performance Goals - Burglary and Theft

## Performance Goals:

- Maintain Burglary and Theft crimes less than 800 cases in 2025.
- Clear at least 10% of burglaries by arrest.

## Result (How did we do on our 2024 LESP Goals?):

- Residential Burglary increased 13% from 2023 (24) to 2024 (27).
- Burglary and Theft crimes decreased 26% from 2023 (561) to 2024 (417).
  - Surpassed the objective of “less than 800 cases” by 48% with only 417 combined Burglary and Theft cases for 2024.
- Of the 141 burglaries in 2024, 32% were cleared by arrest (45).
  - Surpassed the objective to “clear at least 10% of burglaries” by arrest.

Note: LESP = Law Enforcement Service Plan

# 2024 Juvenile Arrests and Monitoring (JAM) Unit

- The JAM unit monitors juveniles exclusively in the Village of Wellington, but will respond to another city or District if the juvenile has a nexus to Wellington

Some **responsibilities of the JAM unit include, but are not limited to:**

- Monitor active court ordered probation sanctions
- Maintain cohesive relationships with DJJ, School Board, and the youth's family
- Early intervention and rehabilitation of the juvenile
- Curfew Checks
- Contact juveniles who are newly admitted to Home Detention/Probation within 48 hours
- Execute juvenile pick up orders

In 2024, the JAM Deputy assisted the District 8 Detective Bureau by handling property crimes in addition to his JAM workload. The JAM Deputy worked a combined **90** juvenile related and property crime cases, successfully **clearing 32%** of them.

# 2024 Community Policing Unit (CP) Sites

- Goldenrod Road / Hyacinth Place / Periwinkle Place
- Hawthorne Place / Morning Glory Drive
- Yarmouth Drive / Folkestone Circle
- Courtyard Shops
- White Pine Drive / The Twelfth Fairway
- Wellington Marketplace

# 2024 Street Crimes Unit

Street Crimes Unit (SCU) participated in the following operations:

- Operation Safe Start
- Operation Fossil Fuel
- Operation School's Back
- Operation Dog Days
- Operation Key Fob

2024 Accomplishments:

- **178** Persons arrested
- **110** Felony Arrests
- **68** Misdemeanor Arrests
- **1,122** Traffic Stops
- **284** Field Interview Reports (FIR's)
- **22** Gang Field Interview Reports
- Seized **7** vehicles and **7** hand guns
- Authored and executed **18** search warrants and **30** arrest warrants

# 2024 Citizen Observer Patrol (C.O.P.)

- Number of volunteers in the COP program: **1,135 with 23 members in Unit 1 Wellington**
- Number of volunteer hours worked: **14,599**
- Number of foot patrol hours (June through December): **4,863**
- Number of business checks: **Patrols are conducted numerous times per month**
- Number of park checks: **960**
- Number of school zone patrols: **157**
- Parking Enforcement Services
  - **377** Combined tickets and warnings for illegally parking in handicapped spots as well as in swales and fire lanes
- Volunteer of the year for 2024 was awarded to **Volunteer Captain Howard Gross**
- Captain of the year for 2024 was awarded to **Volunteer Captain Ken Finkleman from Unit 1 Wellington (out of 71 units)**



# Home Away / House Watch Program



## District 8 House Watch

Available online, Wellington residents can request to have extra patrol conducted at their residences if they will be away for an extended period of time or at their places of business during times of concern.

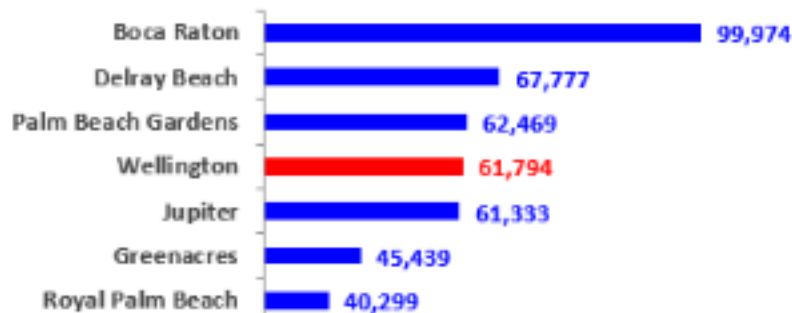
In 2024, PBSO received the following requests for increased patrols:

**40** Extra Patrol requests


**23** Home Away Notifications

# 2024 Statistical Comparisons to Similar Situated Communities

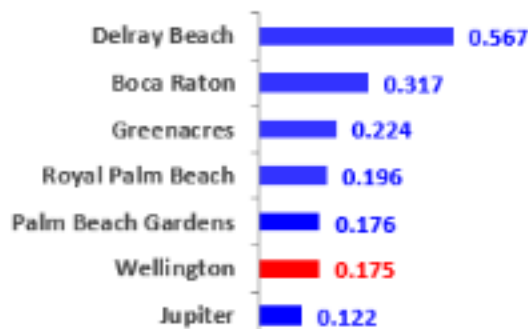
## 2024 Population




## 2024 Residential Burglaries Per 100 Residents



## 2024 Vehicle Burglaries Per 100 Residents

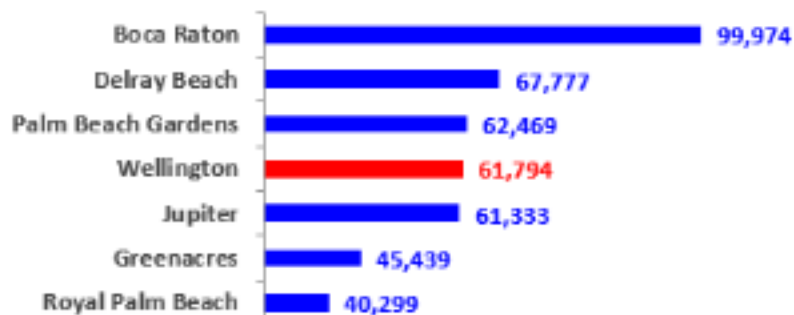


## 2024 Robberies Per 100 Residents

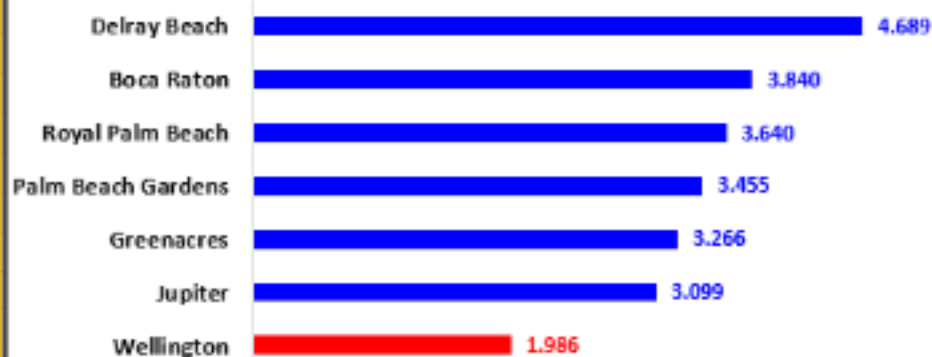


# 2024 Statistical Comparisons to Similar Situated Communities

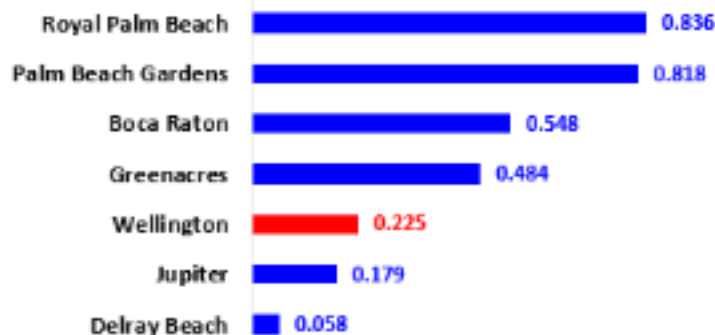
## 2024 Population



## 2024 Accidents and Hit and Runs Per 100 Residents



## 2024 Shoplifting Per 100 Residents



# So Far This Year ...

## Palm Beach County Sheriff's Office CAU Data District 8

Crime		Year to Date				Percent Change
		01/01/24 07/27/24	01/01/25 07/27/25		+/-	
Person	Homicide	1	0	▼	-1	-100%
	Robbery	2	2	→	0	N/C
	Sexual Assault	13	9	▼	-4	-31%
	Shooting	1	3	▲	2	200%
	Stabbing	2	0	▼	-2	-100%
Property	Burglary Business	1	1	→	0	N/C
	Burglary Construction	1	1	→	0	N/C
	Burglary Residential	21	9	▼	-12	-57%
	Burglary Vehicle	65	57	▼	-8	-12%
	Larceny	78	76	▼	-2	-3%
	Stolen Vehicle	39	15	▼	-24	-62%
	Stolen Vehicle Recovery	7	8	▲	1	14%
	Vandalism	32	50	▲	18	56%
Statistics	Arrests And NTAs	220	291	▲	71	32%
	Traffic Crashes (3's & 4's)	678	713	▲	35	5%
	Total CAD Incidents	55,559	56,607	▲	1,048	2%
	Traffic Stop (1050)	9,903	10,915	▲	1,012	10%
	Business/Residence (1061)	31,248	30,977	▼	-271	-1%
	CAD Inc.(less 1050 & 1061)	14,408	14,715	▲	307	2%
FIR	Total FIR's	650	792	▲	142	22%
	Gang FIR's	5	7	▲	2	40%
	Truant FIR's	5	17	▲	12	240%
	FIR's (Less truant & gang)	640	768	▲	128	20%

The information in this report is based on sectors within the district. Miscellaneous incident type codes; PPI, PI, RED, REPO, RMS, TEST and WEL are excluded from the total CAD incidents. FIR data is collected from the FIR track application. This report is dynamic and subject to change.

# “Focusing on Going Forward...”

- Continue to address electric bicycle (E-Bike) usage in the Village
- Continue to educate Village residents on how to combat auto thefts and auto burglaries
- Continue “Coffee with a Cop” events
- Pursue grant opportunities to bring additional resources into the Village
- Continue to grow our traffic enforcement posture to mitigate unsafe driving
- Onboard the Jenoptik school zone speed detection camera system
- Continue to maintain our “hometown police department” culture



Questions ?

WELLINGTON

