

Proposed Sign Criteria


End Unit Tenant
Photo of existing corner unit



BAINBRIDGE

THE BAINBRIDGE COMPANIES LLC

Proposed Sign Criteria- Full Copy Distributed




BAINBRIDGE

THE BAINBRIDGE COMPANIES LLC

Proposed Sign Criteria

A. Existing style sign from outparcel and roof signs to replace all box signs.

PROPOSED FASCIA



PROPOSED WALL



12" & 9" White Plexi face, trim cap & return LED illuminated channel letters on raceway painted to match building.

BAINBRIDGE

THE BAINBRIDGE COMPANIES LLC

www.company.com

Designed exclusively for:

Proposed



ADDITION
20"
88" Existing
108" Proposed

ADD 20" T X 120" W X 9.5" D CABINET TO TOP OF EXISTING MONUMENTS
1/8" PAINTED ALUM DIRECTORY PANELS PAINTED BURGUNDY
1/4" ALUM PLATE LETTERS PAINTED GOLD
PERIMETER OF SIGN REMAINS SAME COLOR - INTERIOR BODY PAINTED BLACK

Existing



88" Existing

120"

Sign Details



SIGNS BY TOMORROW - 1300 N. Florida Mango Rd. #20 - WPB, FL. 33409 (561)688-9100 FAX 688-9911 PERMITING & INSTALLATION STEVE KEMP- ES 0000229

WELLINGTON COUNTRY PLAZA SIGN CRITERIA

The purpose of the Sign Criteria is to define and specify all exterior signage criteria for the tenants of the Wellington Country Plaza ("Plaza"). These guidelines are intended to inform the tenants of Plaza of the approved signage in order to produce a coordinated, complementary image for the Plaza. Landlord reserves the right to modify these criteria at any time in its sole and absolute discretion.

Each tenant is responsible for the design, fabrication and installation of its sign in conformance with the Sign Criteria listed below. Prior to fabricating its sign, the tenant shall submit to the Landlord for written approval, three (3) copies of the detailed drawings. The drawings must indicate the location, size, layout, design and colors of the proposed sign, including all lettering and graphics. A detailed cross-section drawing must be provided showing the attachment of the proposed sign. Landlord may remove any sign, at tenant's expense, if installed before the Landlord has provided written approval.

Storefront Door and Window Signage:

1. White vinyl lettering on glass front door and windows not to exceed 10% of the surface area and letter height should not exceed 4" in height. Lettering on door shall contain only the following text:
 - a. Name of Company
 - b. Hours of operation
 - c. Telephone Number
 - d. Website address
2. White vinyl on windows shall indicate only products and services offered within the establishment.

Tenant Signage on Building (signage installed to fascia and/or storefront walls of building):

1. Individual internally illuminated 4 ½" deep channel letters with plexiglass faces mounted on aluminum raceway. Lettering not to exceed 70% (or the signage guidelines set by the Village of Wellington) of the width of the main entrance façade. Colors to match the standards colors of the Plaza.
2. Tenants with non-nationally registered trademarks are restricted to the standard colors and typestyle selected by the Landlord. All lettering and raceways shall be constructed with aluminum material and be UL Listed.
3. Size of first letter of each tenant name shall be twelve (12) inches in height; second letter shall be nine (9) inches through the remainder of the name. The raceway will be five (5) inches in height.
4. Tenants with established national, local or regional trademarks may use their corporate/creative letter style but must conform to the color standards of the Plaza for their primary building façade identity.

5. Tenants with side elevations may have a secondary sign with the approval of the Landlord.

Undercanopy Sign:

Undercanopy signs shall be mounted a minimum of eight (8) feet above the surface of the walkway. Signs shall be mounted perpendicular to the façade of the adjacent storefront. Colors must match the standard colors of the Plaza. One undercanopy sign shall be permitted for each storefront. Only tenant information, such as store name, product or service and logo may be displayed. Sign panel shall be double faced and shall not exceed four (4) square feet in area.

Monument Sign Directory

1. The right to display your business name on the monument directory (sign) is based upon the sole approval of the Landlord.
2. All costs associated with the display of the tenant name on the monument directory will be the tenant's responsibility.

A-Frame Signs:

A-frame signs are permitted not to exceed two (2) feet by three (3) feet and must be located within 25 feet of the principal entrance of the retail or commercial activity. Each tenant shall be allowed one (1) sign per principal entrance. The design and colors must be approved by the Landlord.

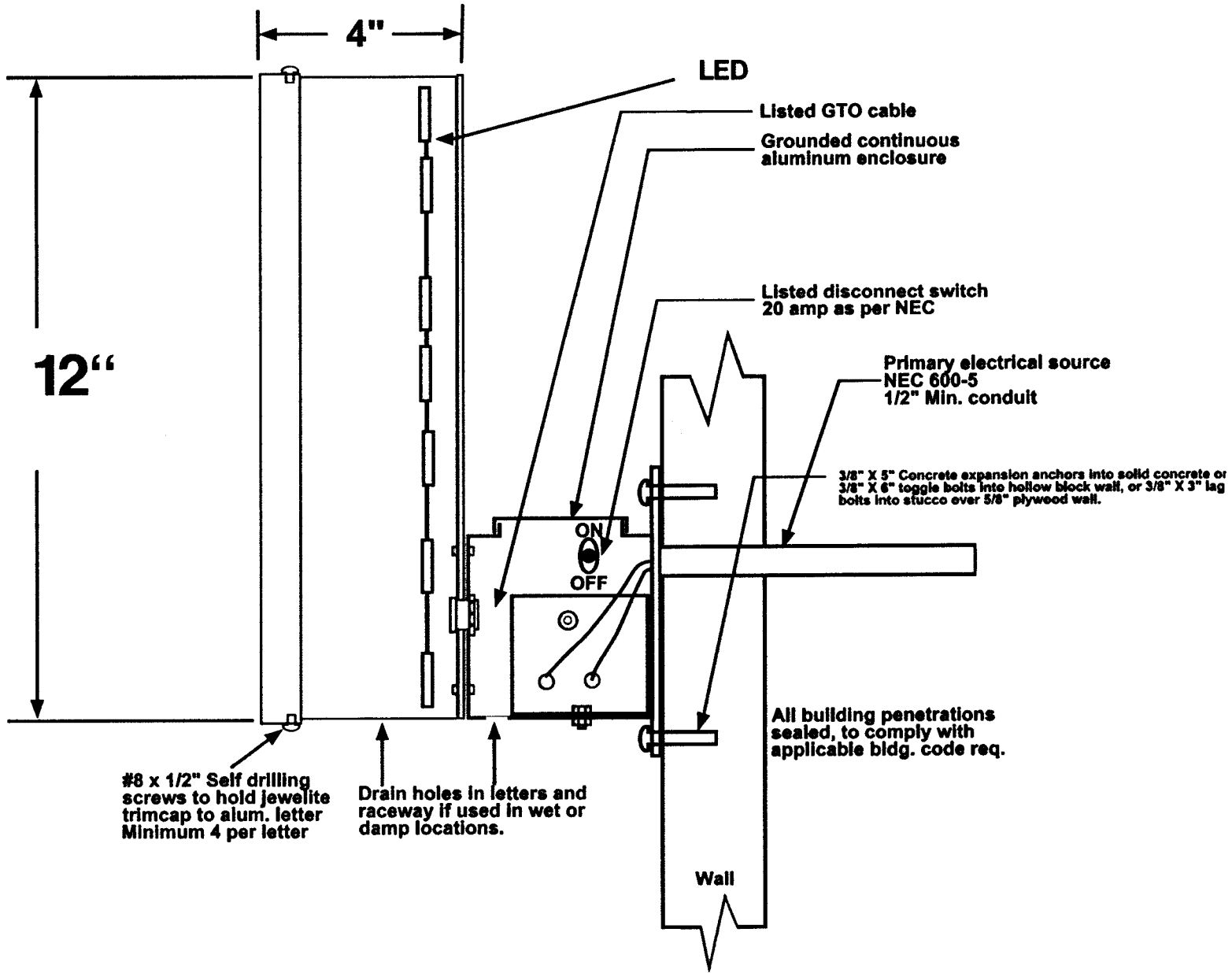
Permanent Pole Banner Signs:

Poles banners will be placed at locations of strategic importance in the Plaza. Permission to place a banner on these poles must be granted in writing by the Landlord.

The cost of fabrication and installation of each tenant sign shall be the responsibility of the tenant. Landlord must approve the sign company chosen by the tenant and a Village of Wellington approved sign permit must be obtained prior to any work proceeding. A copy of the sign company license and proof of insurance shall be submitted to Landlord. The Landlord shall be covered by the insurance coverage presented by the sign company for the work provided. Sign companies must be fully licensed to fabricate and install subject signage. Sign companies are not allowed to sub-contract with third parties any portion of the signage or installation. The tenant shall be responsible for the operations of the sign company. All permits for the sign installation and electrical must be under the license of the approved sign company and not be delegated to third parties. Copies of the sign permit and proof of insurance shall be presented to the Landlord prior to work being commenced.

Consists of channel letters attached to raceway, transformer, insulating boots, and disconnect switch. Suitable for damp, wet, or outdoor locations.

**ILLUMINATED CHANNEL LETTERS
CONTINUOUS RACEWAY**



SIGN LETTERS

3/8" Fastener locations