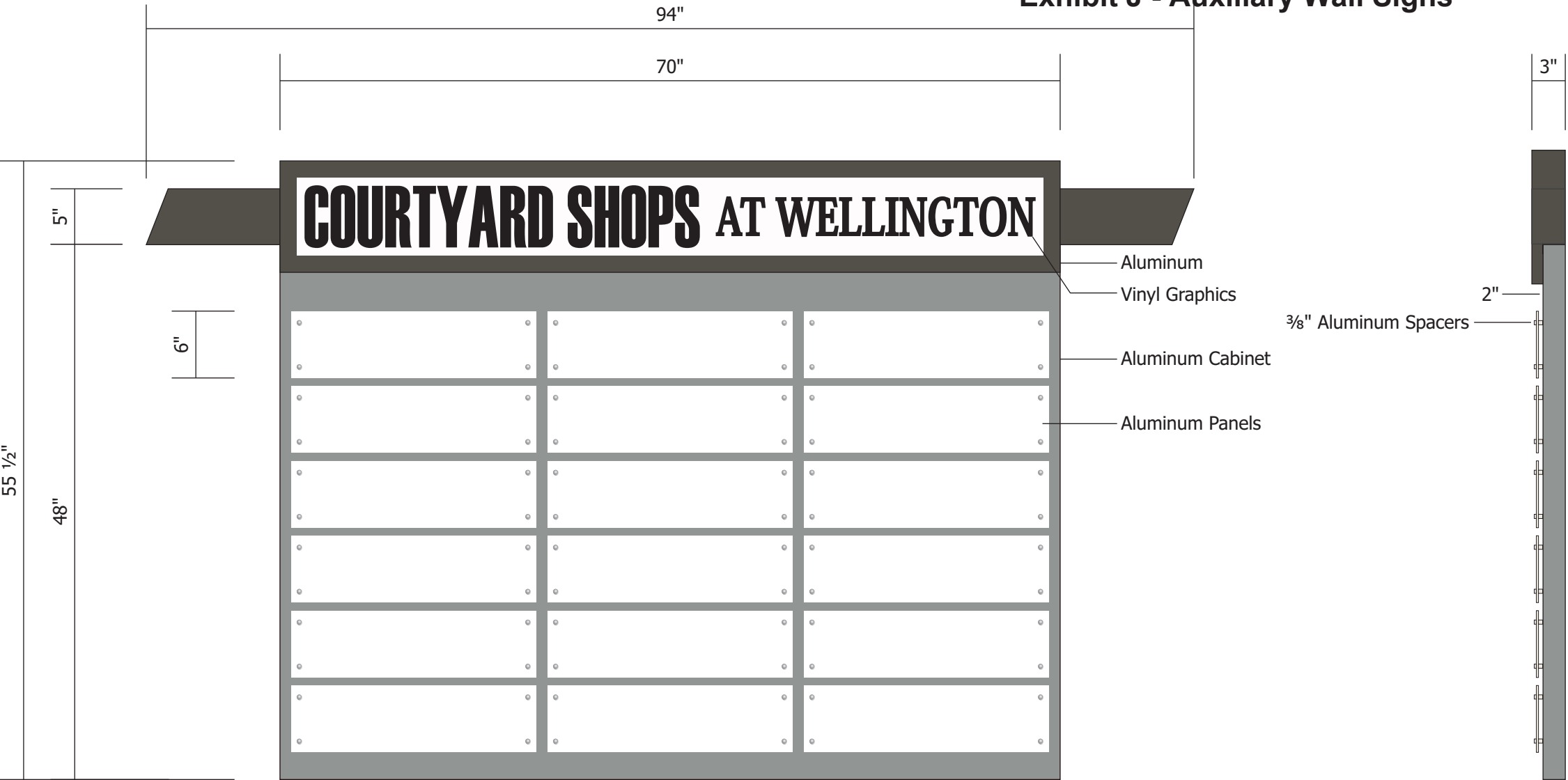


Exhibit J - Auxiliary Wall Signs



7 Scale: 1" = 1'-0"

36.2 sq ft

SCOPE OF WORK:

Manufacture and install aluminum wall mounted tenant directory sign.

DESCRIPTION:

Aluminum pan, 2" deep, with painted finish. Sign to have individual tenant panels, standoff mounted, with surface applied cut vinyl. Tenants will be listed in alphabetical order.

COLOR SCHEDULE:

- Painted to match SW 7660 Earl Gray
- Painted to match SW 7048 Urbane Bronze
- 3M 3630-71 Shadow Gray
- 3M 7725-12 Black Vinyl
- Panels = Pre-finished White

NOTE:
Client to confirm locations of sign.

| | |
|------------|-----|
| Revisions: | |
| 3/18/22 | ... |
| ... | ... |
| ... | ... |
| ... | ... |
| ... | ... |

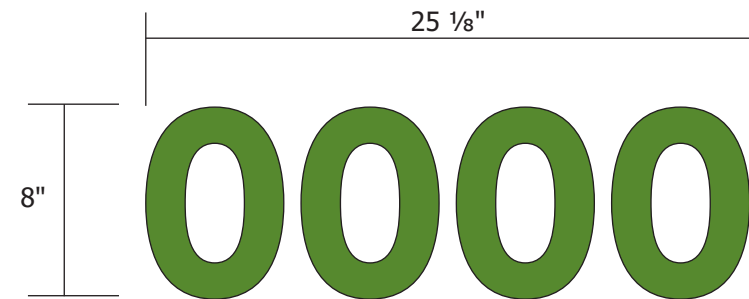
| | |
|----------------|-------------------------------|
| PM: Leana Z. | Address: SEC Wellington Trace |
| Drawn By: TD | City State: Wellington, FL |
| Date: 1/4/2022 | Drawing Number: 115258-S07 |



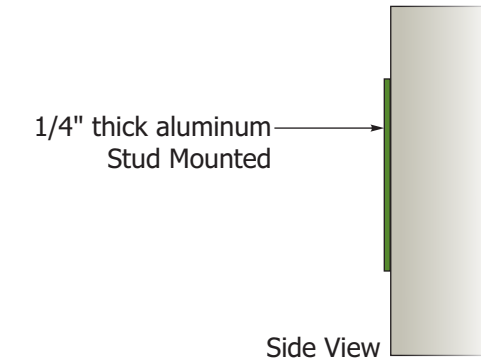
2 Scale: 1 1/2" = 1'-0"



3 Scale: 1 1/2" = 1'-0"



4 Scale: 1 1/2" = 1'-0"



SCOPE OF WORK:
Manufacture and install FCO copy.

DESCRIPTION:
1. Copy is flat cut out from 1/4" thick plate aluminum.
2. Stud mounted to fascia with a painted finish.

COLOR SCHEDULE:
 Painted PMS 363 Green (semi-gloss)

NORTH WEST ELEVATION
Scale: 3/32" = 1'-0"



| | |
|------------|-----|
| Revisions: | |
| 3/18/22 | ... |
| ... | ... |
| ... | ... |
| ... | ... |
| ... | ... |

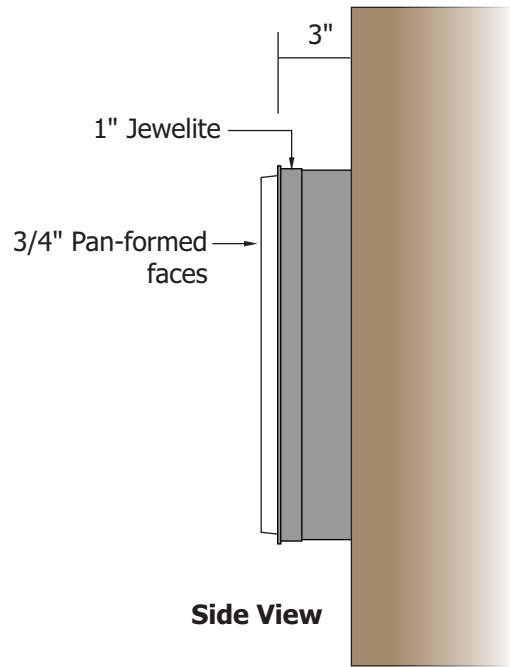
| | |
|----------------|-------------------------------|
| PM: Leana Z. | Address: SEC Wellington Trace |
| Drawn By: TD | City State: Wellington, FL |
| Date: 1/4/2022 | Drawing Number: 115258-S02-4 |



5

Scale: 1 1/2" = 1'-0"

Square Footage: **3.87 sq ft**



ELECTRICAL NOTES

1. All materials and fasteners meet 3004.4
2. All electrical components are UL listed, labeled and approved.
3. Sign grounded according to NEC 6007.7
4. Signs manufactured and listed NEC 600.3 and marked per NEC 600.4.
5. All branch circuits per NEC 600 .5(B).1 or (B).2.
6. All Signs controlled by photocell or time clock per FBC 13-415. (ABC).1.4.
7. One visible 20 amp disconnect per sign per circuit per NEC 600.6(A).1

NOTE: This cabinet is flush mounted with internal power supply.

COLOR SCHEDULE:

- Sign Cabinet = Painted #331EC Silver (gloss)
- Jewelite Trimcap = Silver
- Sign face = .177 white polycarbonate
- 3M 3630-43 Light Tomato Red vinyl
- White LED's

ACTION:

Manufacture and install new Sign Cabinet with pan-formed sign face.

DESCRIPTION:

1. New Sign Cabinet is fabricated from aluminum with painted finish.
2. Sign face is 3/4" pan-formed white polycarbonate with surface applied vinyl graphics.
3. Sign face is secured with 1" jewelite trimcap and is internally illuminated with energy efficient LED.



NORTH WEST ELEVATION

Scale: 3/32" = 1'-0"



National Headquarters: 1077 West Blue Heron Blvd.
West Palm Beach, Florida 33404
800.772.7932
www.atlasbtw.com

Revisions:

| | |
|---------|-----|
| 3/18/22 | ... |
| ... | ... |
| ... | ... |
| ... | ... |
| ... | ... |

S05

PM: Leana Z.

Drawn By: TD

Date: 1/4/2022

Address: SEC Wellington Trace

City State: Wellington, FL

Drawing Number: 115258-S05