



PBSO District 8 – Annual Report 2021
January 1st 2021 through December 31, 2021

Table of Contents

1.Calls for Service (CFS) by Time of Day, Geographic Location, Day of the Week and Call Type..	(pages 3-6)
2.Reported Cases, Criminal and Non-Criminal, by Category.....	(pages 7-9)
3.Number and Types of Arrests	(pages 10-12)
4.Traffic Crashes	(page 13)
5.Traffic Citations, Warnings and Traffic Stops	(page 14-15)
6.Commercial Vehicle Enforcement	(page 16)
7.Community Policing Sites	(page 17)
8.Internal Affairs Complaints	(page 18)
9.Law Enforcement Trust Fund (LETf)	(page 18)
10.Statistical Comparisons to Similar Situated Communities	(page 19)
11.Response Times to Emergency Calls	(page 20)
12.Action Plans, Operations and Special Initiatives	(page 21)
13.License Plate Reader Statistics	(page 22-24)
14.2019 Law Enforcement Service Plan Objectives	(page 25)
15.Performance Goals – Burglary and Theft	(page 26)
16.Performance Goal - Traffic Issues	(page 27)

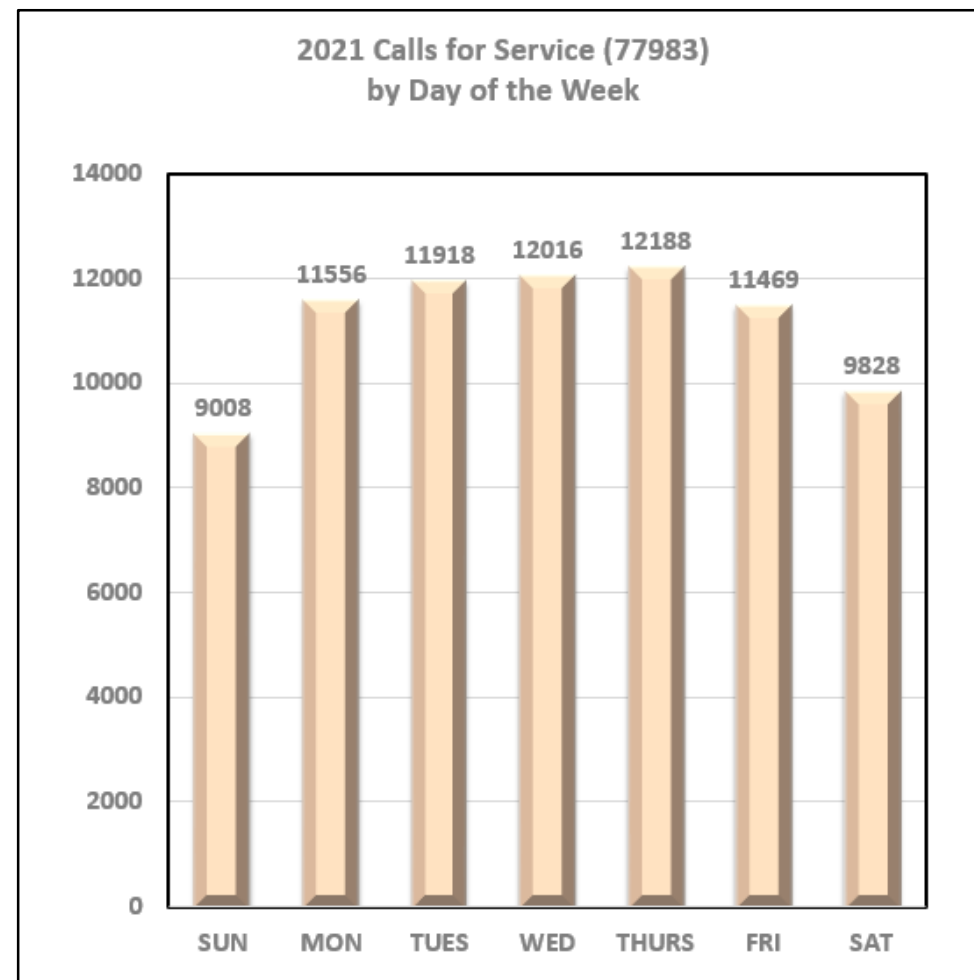
Data was derived from information provided from; the P1-CAD database, the Crime Analysis Unit, the Response Times Application, an I.T. Arrest Report and Subject Matter Experts from PBSO and other agencies.

1. Calls for Service (CFS) by Time of Day, Geographic Location, Day of the Week, and Call Type

Time of Day

SUN	MON	TUES	WED	THURS	FRI	SAT	TOTAL
359	459	491	390	384	447	392	2922
311	385	430	429	393	406	408	2762
339	390	436	339	367	341	379	2591
229	319	347	261	290	247	271	1964
207	197	289	206	194	188	196	1477
115	82	124	104	102	108	100	735
191	243	269	237	253	240	170	1603
395	650	628	665	757	626	415	4136
456	768	836	805	1083	817	534	5299
476	721	802	764	821	637	621	4842
448	653	652	745	761	597	506	4362
439	593	570	730	659	645	469	4105
356	531	553	619	601	631	415	3706
346	613	683	688	613	596	421	3960
336	627	608	700	627	624	443	3965
350	615	611	659	546	622	491	3894
339	535	509	552	509	541	472	3457
367	432	425	481	431	461	450	3047
422	360	379	397	335	385	387	2665
506	413	389	395	445	478	417	3043
575	447	472	434	502	483	481	3394
456	517	541	472	510	452	498	3446
482	548	503	491	559	418	454	3455
508	458	371	452	446	479	438	3152
9008	11556	11918	12016	12188	11469	9828	77983

Day of the Week

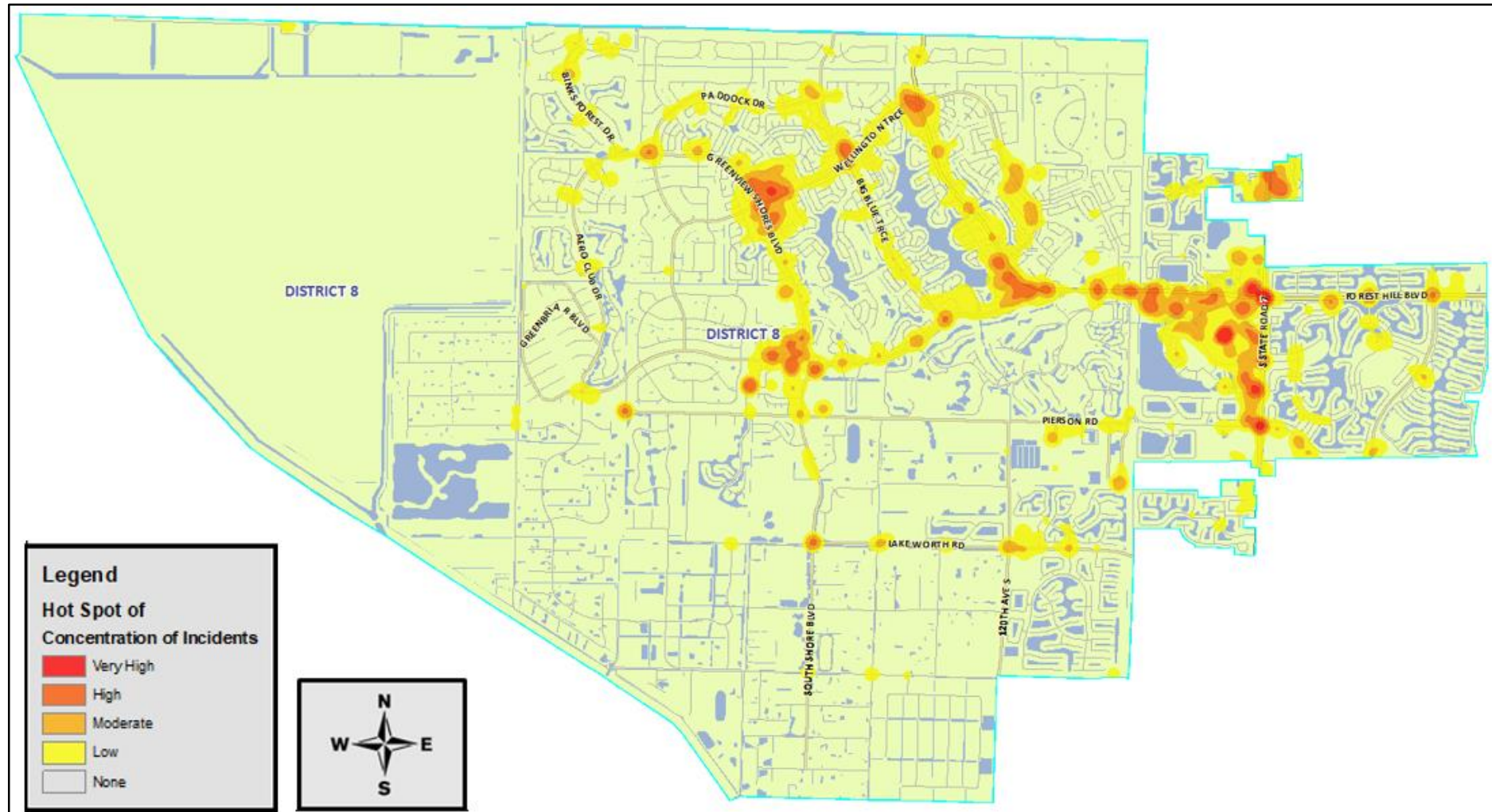


1. Calls for Service (CFS) by Time of Day, Geographic Location, Day of the Week, and Call Type, Continued

Geographic Location

Hot Spots are the Highest Concentrations of Multiple Calls for Service; the darker the circle, the higher the concentration.

Map shows the hot spots for 2021



1. Calls for Service (CFS) by Time of Day, Geographic Location, Day of the Week, and Call Type, Continued

Call Type CFS	2020	2021
911 HANGUP	5,351	5,872
ABANDONED VEHICLE	51	53
ABUSE	252	270
ABUSE ON ADULT	28	18
ACCIDENTAL INJURY	44	61
AIRCRAFT CRASH	1	1
ALARM	967	884
ALARM ELECTRONIC BANK	1	2
ALARM FIRE	3	4
ALARM GOVERNMENT	6	10
ALARM HOLD UP/PANIC	192	159
ALARM MISC/MUNICIPALITY	798	615
ALARM NO RESPONSE	0	1
ALARM POWER	5	0
ALARM WEATHER RELATED	46	35
ANIMAL CALL	129	128
ARMED / CONCEALED WEAPONS VIOLATIONS	4	5
ARU - ARU TEST MODIFY CIRC	0	1
ASSAULT	62	81
ASSAULT ARMED	8	9
ASSAULT DOMESTIC RELATED	79	119
ASSAULT IN PROGRESS	0	2
ASSAULT JUST OCCURRED	6	11
ASST TO ANOTHER DEPARTMENT	345	384
BOMB THREAT	2	1
BURGLARY BUSINESS	10	13
BURGLARY BUSINESS IN PROGRESS	1	0
BURGLARY BUSINESS JUST OCCURRED	0	1
BURGLARY CONSTRUCTION	0	3
BURGLARY RESIDENCE	41	33
BURGLARY RESIDENCE ARMED	1	1
BURGLARY RESIDENCE JUST OCCURRED	2	2
BURGLARY RESIDENCE IN PROGRESS	3	1
BURGLARY VEHICLE	174	121
BURGLARY VEHICLE IN PROGRESS	2	2
BURGLARY VEHICLE JUST OCCURRED	6	3

Call Type CFS	2020	2021
BUSINESS / RESIDENCE CHECK	53,456	40,396
CHILD MOLESTATION	3	3
CIVIL MATTER	327	358
CIVIL MATTER IN PROGRESS	17	22
COMMUNICABLE DISEASE	3	1
COMMUNITY ACTION PLAN	2	0
COMPUTER CRIMES	5	4
CONDUCT INVESTIGATION	504	503
CONTACT	94	96
CONVOY/ESCORT	3	6
DEAD PERSON	66	67
DISABLED VEHICLE	374	398
DISTURBANCE	196	212
DISTURBANCE IN PROGRESS	163	177
DISTURBANCE ARMED	7	16
DOMESTIC	635	659
DOMESTIC IN PROGRESS	221	225
DOMESTIC ARMED	8	8
DOMESTIC UNFOUNDED	82	79
DROWNING	0	3
DRUG CASE	74	50
DRUNK DRIVER	64	49
DRUNK PEDESTRIAN	1	1
EMBEZZLEMENT/FRAUD	277	368
EMBEZZLEMENT/FRAUD IN PROGRESS	1	3
ENVIRONMENTAL CRIME	1	0
EXPLOSION/FIRE BOMBING	0	1
FAIL TO REDELIVER HIRED VEHICLE	1	0
FELONY	42	41
FIGHT	17	25
FINGERPRINT VERIFICATION	0	1
FIRE	48	58
FIREWORKS	97	66
FORGERY/COUNTERFEIT	11	7
FORGERY/COUNTERFEIT IN PROGRESS	1	0
GAMBLING	11	1

Source: P1 Statistics Collection for CFS
2020 vs 2021

1. Calls for Service (CFS) by Time of Day, Geographic Location, Day of the Week, and Call Type, Continued

Call Type CFS	2020	2021
GRAFFITI	18	10
HIT & RUN W/INJURIES	7	8
HIT & RUN W/UNKNOWN INJURIES	2	2
HIT AND RUN	160	173
HITCHHIKER	0	1
HOMICIDE VEHICLE HOMICIDE	2	7
IMPERSONATING LAW ENFORCEMENT OFCR	1	1
INFORMATION	428	429
JUVENILE TROUBLE	264	273
JUVENILE TROUBLE ARMED	5	4
KIDNAPPING/FALSE IMPRISONMENT	1	0
LEWD OR LASCIVIOUS ACTS	22	24
LOST/FOUND PROPERTY	182	223
MAN DOWN/SICK PERSON	362	345
MAN DOWN/SICK PERSON EXCITED DELIRIUM	2	1
MAN DOWN/SICK PERSON OVERDOSE	29	24
MENTALLY DISTURBED PERSON	180	214
MISDEMEANOR	38	47
MISSING PERSON	69	70
MISSING PERSON ALZHEIMERS	1	3
MISSING PERSON RECOVERY	50	54
MOBILE EYES	27	45
MOTOR VEH CRASH	922	1,088
MOTOR VEHICLE CRASH DEPT VEH INVOLVED	17	13
MOTOR VEHICLE CRASH UNKNOWN INJURIES	75	99
MOTOR VEHICLE CRASH WITH INJURIES	155	166
MURDER	1	0
NEIGHBOR TROUBLE	134	175
NEIGHBOR TROUBLE ARMED	1	1
NOISE	453	401
OBSCENE/HARASSING CALLS	50	45
OPEN DOOR	47	34
PAWN SHOP VIOLATIONS	0	1
POLICE SERVICE CALL	1,409	1,461
PRESCRIPTION CASE	5	4
PRISONER TRANSPORT	194	162

Call Type CFS	2020	2021
PROBLEM SOLVING CODE ENFORCEMENT	1	0
PROBLEM SOLVING HOMELESS INTERVENTION	0	3
PROBLEM SOLVING MISC	1	2
PROBLEM SOLVING TRAFFIC	538	545
PROWLER/PEEPING TOM	1	0
RACIAL TROUBLE	0	1
RECKLESS DRIVER	74	66
RECKLESS OPERATION OF A BOAT	1	0
RESIDENTIAL/EMPLOYMENT CHECK (IHA/WR)	101	207
ROAD BLOCK	2	7
ROBBERY BUSINESS	0	1
ROBBERY BUSINESS ARMED	1	0
ROBBERY PERSON	4	2
ROBBERY PERSON ARMED	1	2
ROBBERY RESIDENCE ARMED	1	0
ROBBERY VEHICLE ARMED	0	3
SCHOOL POST	659	680
SERVING CIVIL PROCESS	58	123
SERVING WARRANT	82	106
SEXUAL ASSAULT	17	21
SHOOTING	7	6
SHOPLIFTING	85	186
SHOPLIFTING IN PROGRESS	6	12
SHOTS FIRED IN AREA	29	38
SPECIAL DETAIL	1,448	1,502
STABBING	1	2
STALKING	1	1
STOLEN TAG	37	43
STOLEN VEHICLE	72	63
STOLEN VEHICLE JUST OCCURRED	2	1
STOLEN VEHICLE RECOVERY	19	20
SUICIDE	0	2
SUICIDE ARMED	1	2
SUICIDE ATTEMPT	29	36
SUICIDE ATTEMPT ARMED	8	5
SURVEILLANCE	177	87

Call Type CFS	2020	2021
SUSPICIOUS INCIDENT	265	257
SUSPICIOUS INCIDENT ARMED	1	4
SUSPICIOUS INCIDENT IN PROGRESS	26	22
SUSPICIOUS PERSON	614	562
SUSPICIOUS PERSON ARMED	13	10
SUSPICIOUS VEHICLE	630	594
THEFT OF AUTO PARTS	2	1
THEFT/LARCENY	175	189
TRESPASSING	184	180
UNWANTED GUEST	98	144
VANDALISM	66	108
VEHICLE STOP	8,710	13,170
VERBAL THREATS	59	52
VIOLATION PICK UP	0	2
WELFARE CHECK	450	495
TOTALS	85502	77983

Shooting is a crime where a person shoots at another person or in the case of a drive-by or similar, where they shoot at vehicles, into buildings, etc. This does not include suicides, accidental discharges, shots fired (not at a person), stray rounds (such as New Year's Eve) or an accidental shooting.

2. Reported Cases, Criminal and Non-Criminal, by Category

Crimes Against Persons		
Description	2020	2021
ADULT ABUSE/NEGLECT	22	11
ASSAULT	65	83
ASSAULT - DOMESTIC RELATED	73	111
CHILD ABUSE	165	170
CHILD MOLESTATION	2	2
COMPUTER CRIMES	4	3
EXPLOSION/FIRE BOMBING	0	0
HATE CRIME	0	0
HI-JACK AIRCRAFT	0	0
KIDNAPPING/FALSE IMPRISONMENT	1	0
LEWD OR LASCIVIOUS ACTS	16	17
OBSCENE/HARASSING CALLS	17	19
MURDER	1	0
ROBBERY - BUSINESS	1	0
ROBBERY - PERSON	4	2
ROBBERY - PERSON - ARMED	0	2
ROBBERY - RESIDENCE - ARMED	1	0
ROBBERY - VEHICLE - ARMED	0	3
SEXUAL ASSAULT	14	18
SHOOTING	5	5
SNIPER FIRE	0	0
STABBING	1	2
STALKING	1	1
VERBAL THREATS	23	27
Total	416	476

Crimes Against Property		
Description	2020	2021
BOMB THREAT	0	1
BURGLARY - BUSINESS	9	12
BURGLARY - CONSTRUCTION	0	3
BURGLARY - RESIDENCE	39	25
BURGLARY - VEHICLE	155	110
EMBEZZLEMENT/FRAUD	212	277
FAIL TO REDELIVER HIRED VEHICLE	0	0
FIRE	26	31
FORGERY/COUNTERFEIT	10	5
GRAFFITI	3	2
SHOPLIFTING	79	179
STOLEN TAG	23	33
STOLEN VEHICLE	56	47
STOLEN VEHICLE RECOVERY	9	8
THEFT OF AUTO PARTS	2	1
THEFT/LARCENY	131	148
VANDALISM	53	91
TOTAL	807	973

Reported Cases are case numbers generated for actual crimes.

2. Reported Cases, Criminal and Non-Criminal, by Category, Continued

Crimes Against the State		
Description	2020	2021
ARMED	4	5
BEVERAGE VIOLATION	0	0
CORRECTIONS ARREST	0	0
CORRECTIONS/WALK IN SURRENDER	0	0
DRUG CASE	73	47
ENVIRONMENTAL CRIME	0	0
ESCAPED PRISONER	0	0
FELONY	41	38
FIGHT	2	5
FIREWORKS	1	2
GAMBLING	0	0
HITCHHIKER	0	0
IMPERSONATING LAW OFFICER	1	0
MISDEMEANOR	38	44
PRESCRIPTION CASE	1	1
PROWLER/PEEPING TOM	0	0
RECKLESS OPERATION OF A BOAT	0	0
RIOT	0	0
SERVING WARRANT	52	59
SHOTS FIRED IN AREA	0	6
SUICIDE	1	2
SUICIDE ARMED	0	2
TERRORISM	0	0
UNIT EMERGENCY/HELP	0	0
UNLAWFUL ASSEMBLY	0	0
VICE CASE/NON DRUG	0	0
Total	214	211

Traffic Related		
Description	2020	2021
BAIT VEHICLE	0	0
DISABLED VEHICLE	1	8
DRUNK DRIVER	60	48
HIT & RUN W/INJURIES	7	6
HIT & RUN W/UNKNOWN INJURIES	0	2
HIT AND RUN	119	116
HOMICIDE - VEHICLE HOMICIDE	1	7
IN PURSUIT	0	0
MOBILE EYES	0	0
MOTOR VEH CRASH	729	866
MOTOR VEHICLE CRASH - DEPT INVOLVED	17	13
MOTOR VEHICLE CRASH - UNK INJURIES	40	68
MOTOR VEHICLE CRASH - WITH INJURIES	130	147
RECKLESS DRIVER	2	3
ROAD BLOCK	0	0
SCHOOL POST	2	1
VEHICLE STOP	13	7
ZERO TOLERANCE	0	0
Total	1121	1292

Source: P1 Statistics Collection for CFS 2020 vs 2021

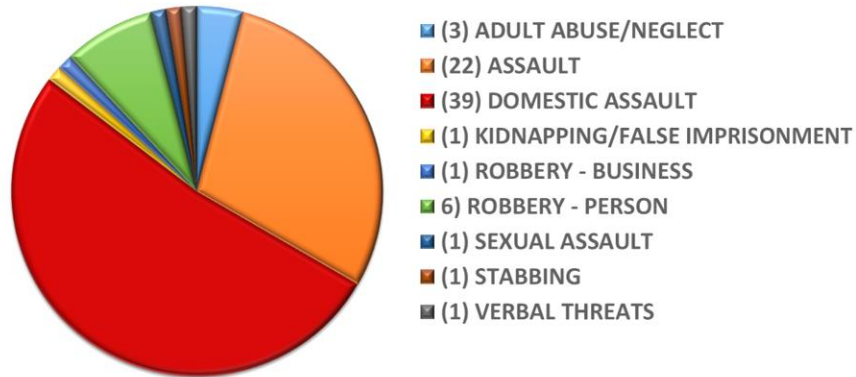
2. Reported Cases, Criminal and Non-Criminal, by Category, Continued

Non-Crime Public Service Related					
Description	2020	2021	Description	2020	2021
ABANDONED VEHICLE	8	12	NEIGHBOR TROUBLE	49	54
ACCIDENTAL INJURY	24	40	NOISE	2	3
AIRPLANE CRASH	1	1	OPEN DOOR	7	7
ALARM	1116	1011	POLICE SERVICE CALL	60	83
ANIMAL CALL	24	27	PROBLEM SOLVING	1	2
ASST TO ANOTHER DEPARTMENT	53	71	RACIAL TROUBLE	0	1
BOAT-WATER ACCIDENT	0	0	SERVING CIVIL PROCESS	5	11
BUSINESS / RESIDENCE CHECK	5	1	SICK PERSON - OVERDOSE	25	21
CIVIL MATTER	124	140	SUICIDE ATTEMPT - ARMED	1	4
COMMUNICABLE DISEASE	2	1	SUICIDE ATTEMPT	21	24
COMMUNITY ACTION PLAN	1		SUSPICIOUS INCIDENT	143	130
CONTACT	0	0	SUSPICIOUS PERSON	12	12
DEAD PERSON	66	67	SUSPICIOUS VEHICLE	9	7
DISTURBANCE	48	63	TRESPASSING	155	151
DOMESTIC	566	628	UNWANTED GUEST	8	7
DOMESTIC UNFOUNDED	8	0	WATER RESTRICTIONS	0	0
DROWNING	0	3	WELFARE CHECK	34	18
DRUNK PEDESTRIAN	1	1	Total	3370	3496
EXCITED DELIRIUM	2	1			
INFORMATION	380	392			
JUVENILE TROUBLE	26	43			
LABOR TROUBLE	0	0			
LOST/FOUND PROPERTY	108	148			
MAN DOWN/SICK PERSON	44	38			
MENTALLY DISTURBED PERSON	176	204			
MISSING PERSON	45	54			
MISSING PERSON - ALZHEIMERS	0	2			
MISSING PERSON - RECOVERY	10	13			

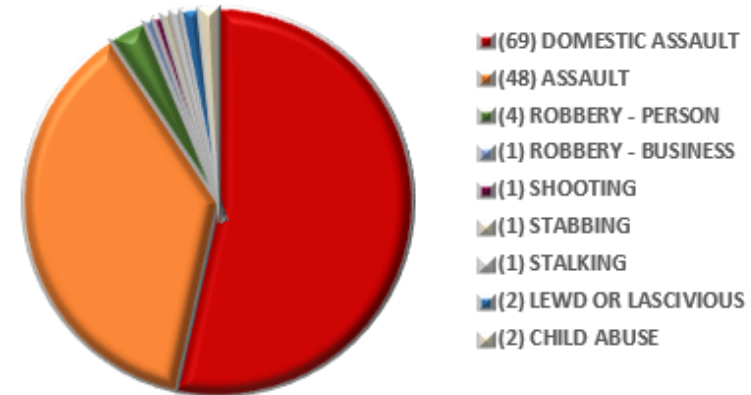
Source: P1 Statistics Collection for CFS 2020 vs 2021

3. Number and Types of Arrests

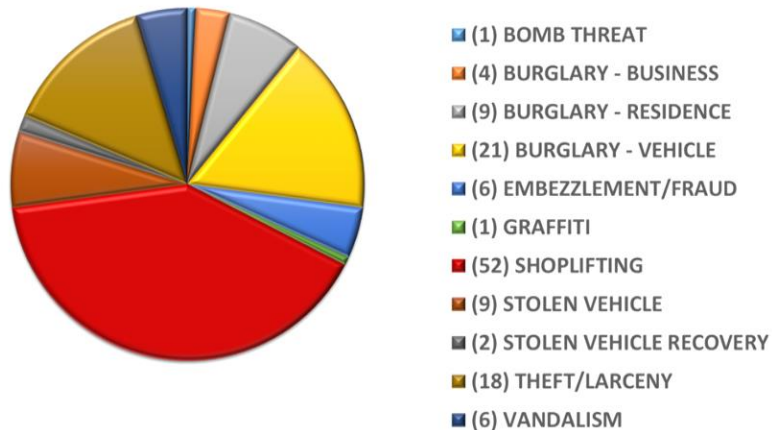
District 8 - Village of Wellington
2020 Person Crimes Arrests (75)



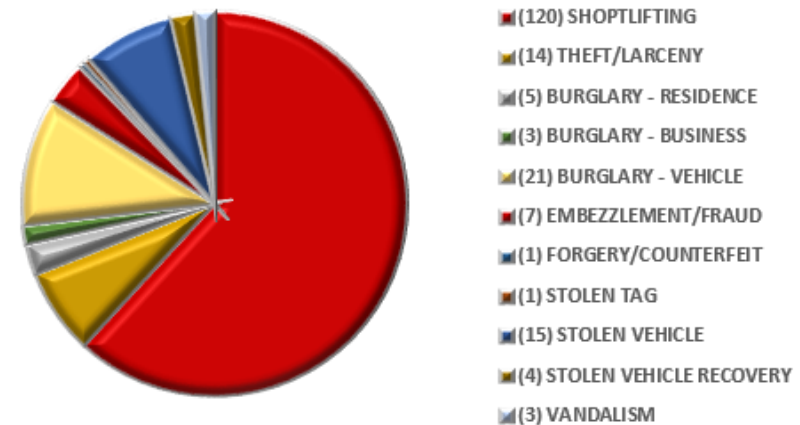
District 8 - Village of Wellington
2021 Person Crime Arrests (129)



District 8 - Village of Wellington
2020 Property Crimes Arrests (129)



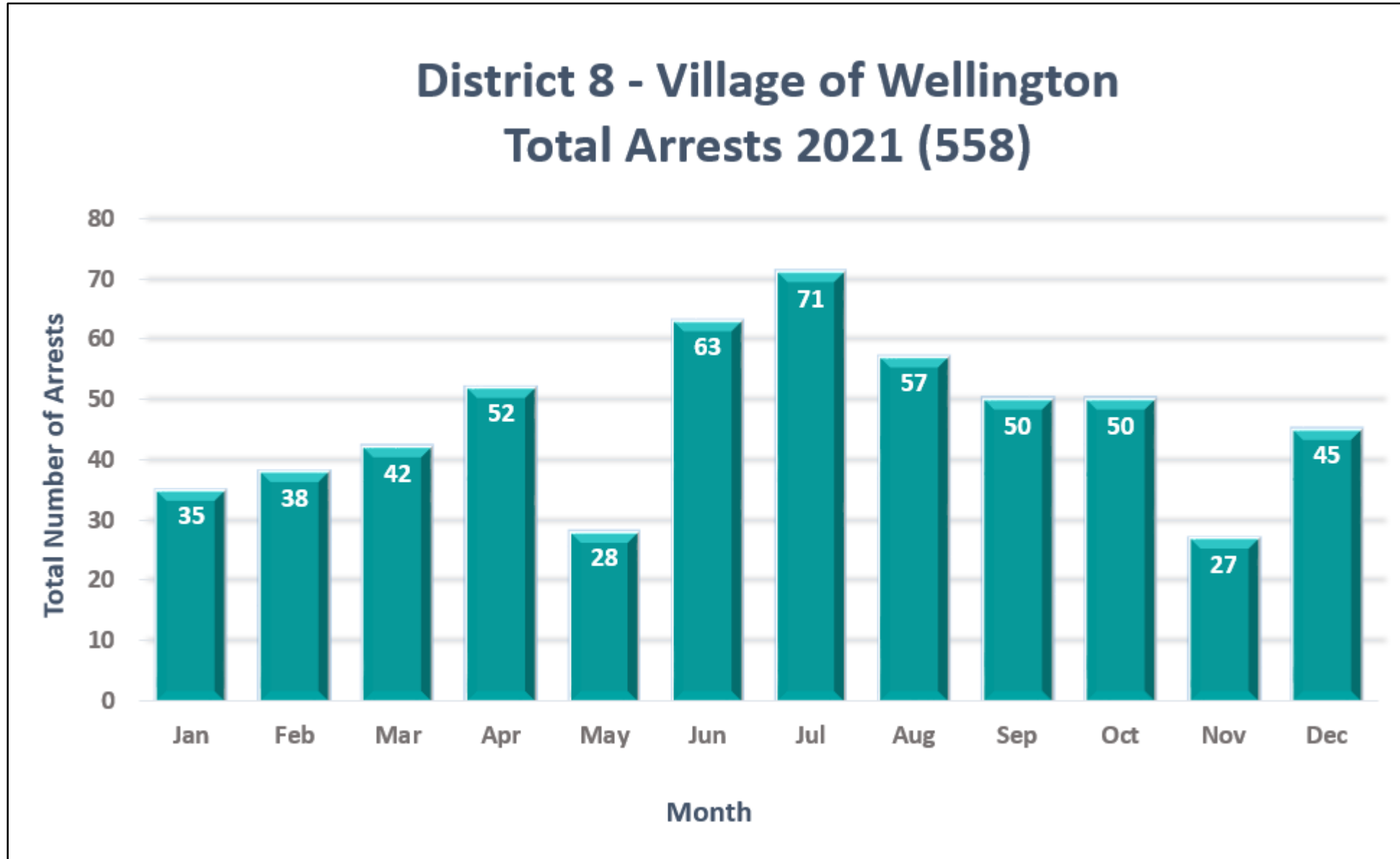
District 8 - Village of Wellington
2021 Property Crimes Arrests (194)



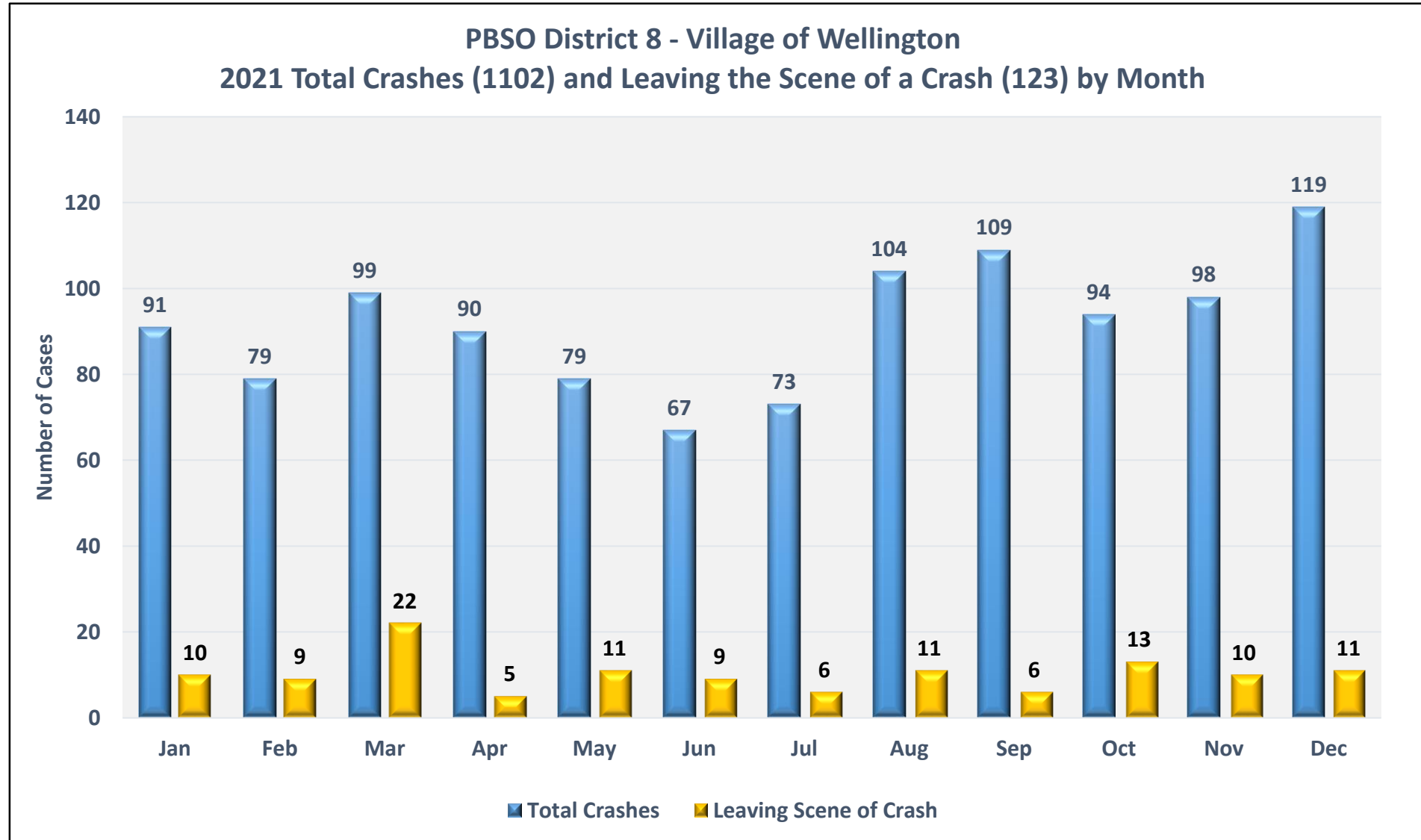
3. Number and Types of Arrests, Continued

Description	2020	2021	Description	2020	2021
ADULT ABUSE	3		MISDEMEANOR	32	30
ALARM			MISSING PERSON	1	
ARMED	29	6	MOTOR VEH CRASH		
ASSAULT	22	48	OBSTRUCTING TRAFFIC	1	
ASSAULT - DOMESTIC	39	69	PROWLER/PEEPING TOM		1
ASST TO ANOTHER DEPARTMENT		3	RECKLESS DRIVER	1	
BOMB THREAT	1		ROBBERY - BUSINESS	1	
BURGLARY - BUSINESS	4	3	ROBBERY - PERSON	6	4
BURGLARY - RESIDENCE	9	5	ROBBERY - VEHICLE		1
BURGLARY - VEHICLE	21	21	SERVING WARRANT	49	59
CHILD ABUSE		2	SEXUAL ASSAULT	1	
CONDUCT INVESTIGATION	1		SHOOTING		1
DEAD PERSON			SHOPLIFTING	52	120
DISTURBANCE	1		SICK PERSON - EXCITED DELIRIUM	1	
DOMESTIC	10	11	STABBING	1	1
DRUG CASE	28	27	STALKING		1
DRUNK DRIVER	54	40	STOLEN TAG		1
DRUNK PEDESTRIAN	1	1	STOLEN VEHICLE	9	15
EMBEZZLEMENT/FRAUD	6	7	STOLEN VEHICLE RECOVERY	2	4
FELONY	35	28	SUSPICIOUS PERSON	2	
FIGHT		10	SUSPICIOUS VEHICLE	3	
FORGERY/COUNTERFEIT		1	THEFT/LARCENY	18	14
GRAFFITI	1		TRESPASSING	18	10
INFORMATION		1	UNWANTED GUEST	1	1
JUVENILE TROUBLE			VANDALISM	6	3
KIDNAPPING/FALSE IMPRISONMENT	1	1	VEHICLE STOP	5	4
LEWD OR LASCIVIOUS ACTS		2	VERBAL THREATS	1	
LOST/FOUND PROPERTY		1	WELFARE CHECK		1
MAN DOWN/SICK PERSON			Total	477	558

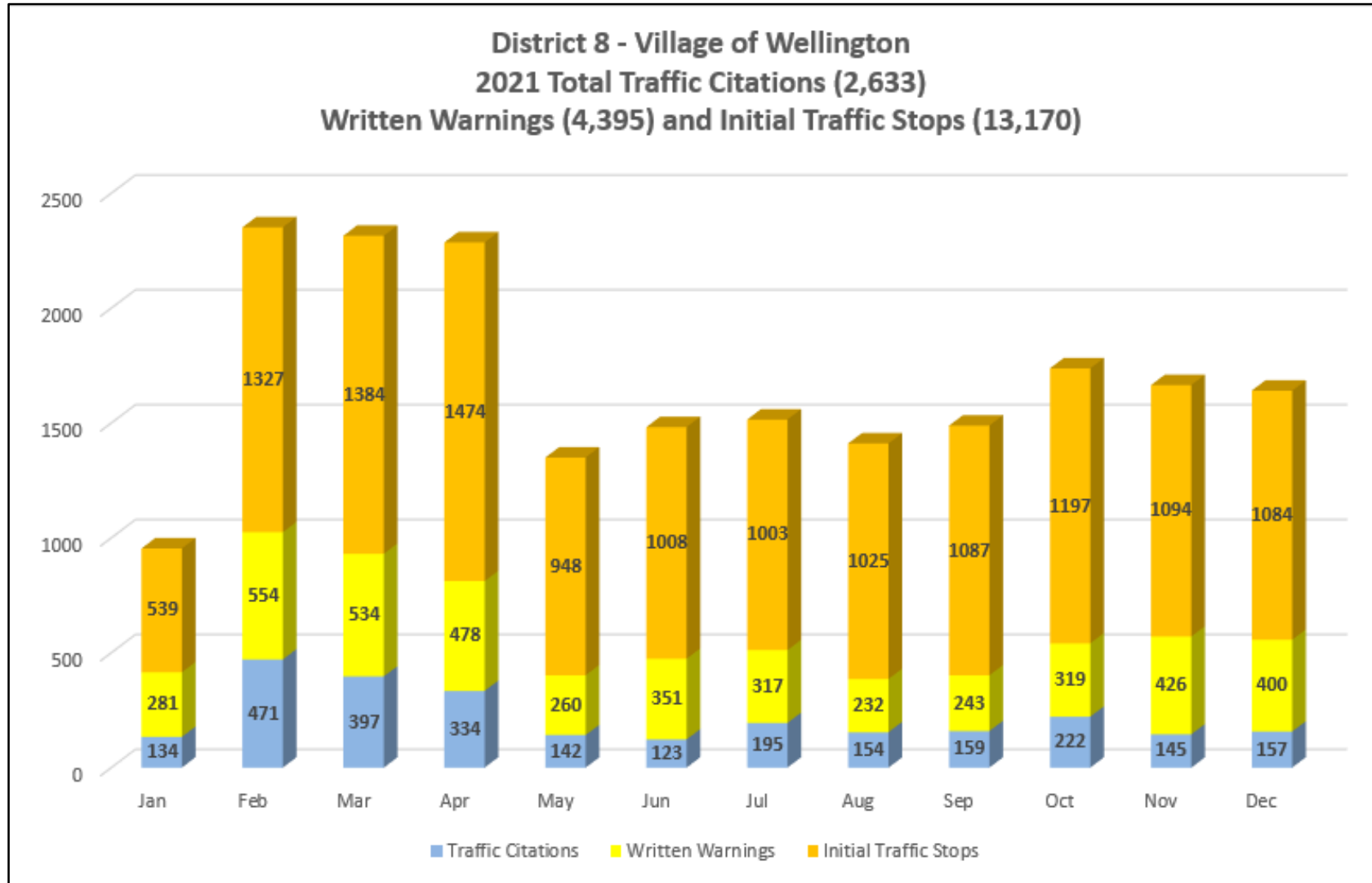
3. Number and Types of Arrests, Continued



4. Traffic Crashes



5. Traffic Citations, Warnings, and Traffic Stops



5. Traffic Citations, Warnings, and Traffic Stops, Continued

District 8 - Village of Wellington
2020 Traffic Stats



(1,681) Citations
(4,269) Written Warnings
(3,829) Verbal Warnings

District 8 - Village of Wellington
2021 Traffic Stats



(2,633) Citations
(4,395) Written Warnings
(6,968) Verbal Warnings

2021 Citations	57% higher	(2633) than 2020 (1681)
2021 Written Warnings	3% higher	(4395) than 2020 (4269)
2021 Verbal Warnings	82% higher	(6968) than 2020 (3829)

6. Commercial Vehicle Enforcement

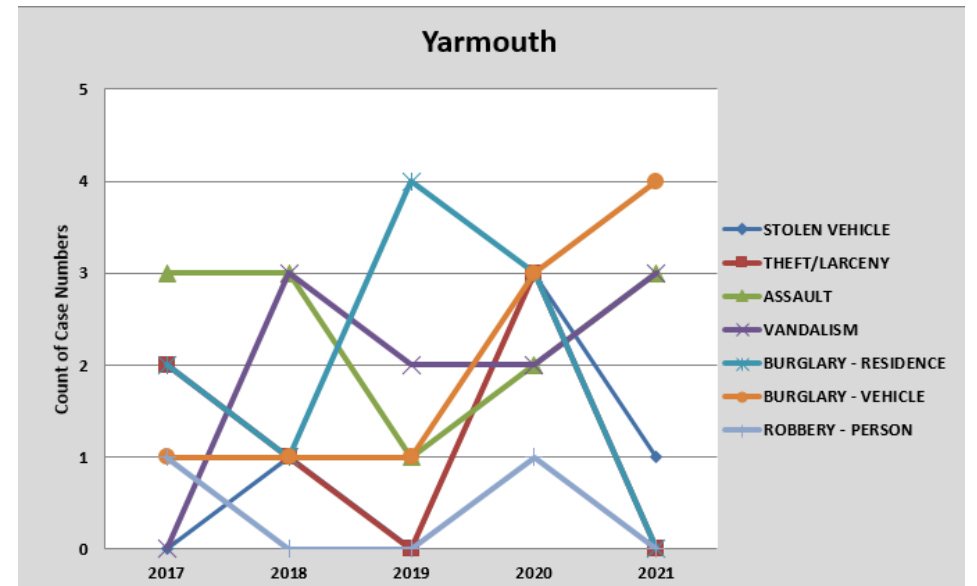
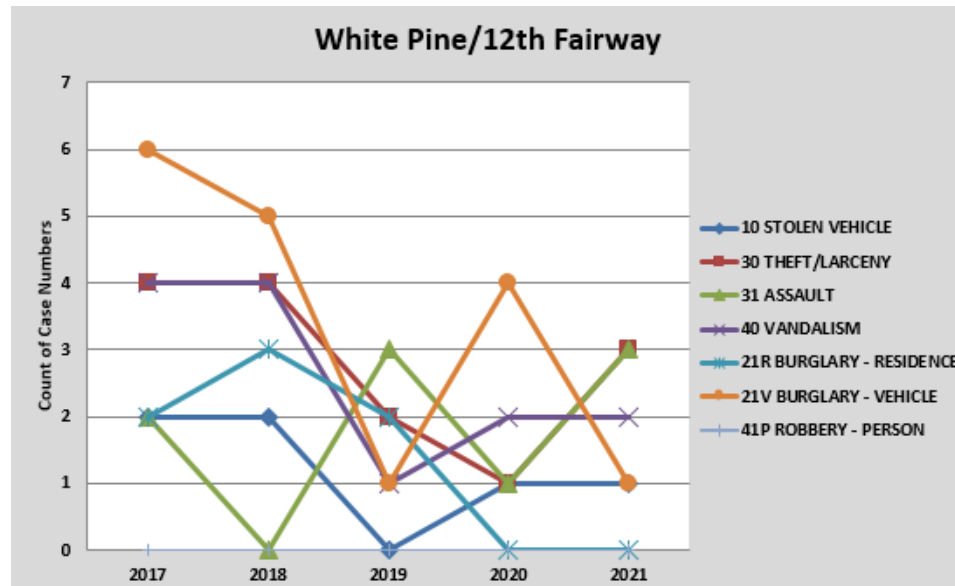
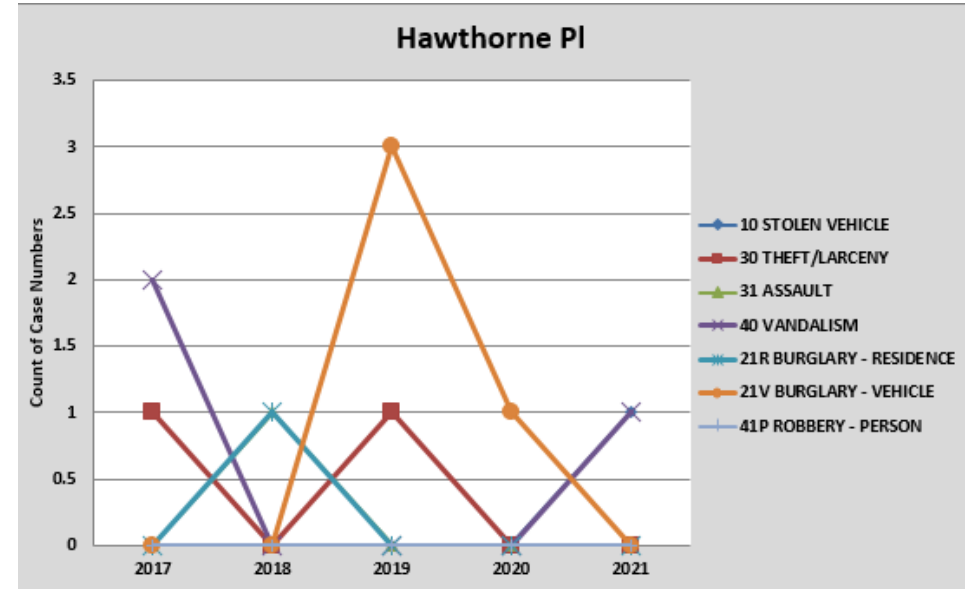
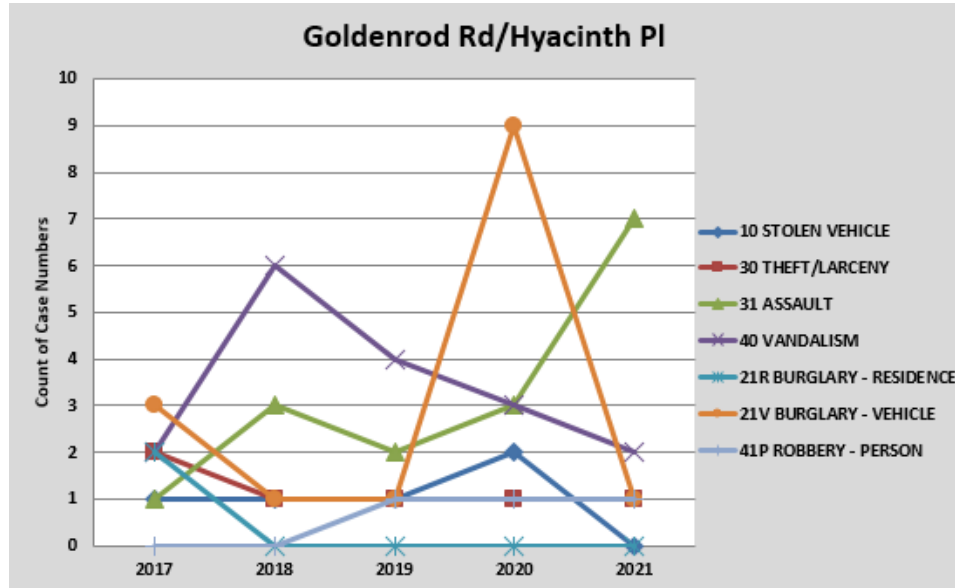
- **2021 Commercial Vehicle Enforcement:**

- Ensures commercial vehicle compliance with Village permits and ordinances.
- Monitors the movement of hazardous materials along the roadways.
- Removes hazardous vehicles from the roadway before an accident or injury occurs.
- Makes drivers more attentive to maintaining their vehicles in proper working condition.

- **2021 Accomplishments:**

District-8 Village of Wellington														
Commercial Motor Vehicle (CMV) Year-to-Date (YTD) Report: 2021														
Month	Vehicles			Vehicle Type				Out-of-Service		Warnings		Citations		Arrests
	Stopped	Inspected	Post Crash Inspection	Weight Case	Other	HazMat	Manure	Driver	Vehicle	Verbal	Written	DOT	State	
Total	288	303	0	1	61	48	37	5	63	104	753	11	27	0

7. Community Policing Sites



8. Internal Affairs Complaints

During 2021, the PBSO Internal Affairs Division investigated 14 complaints:

- No Incident Reviews (IR)
- No Court Appearance Requirement (CAR) Incidents
- 8 Disciplinary Review Request (DRR) Investigations with dispositions of:
 - 4 Written Reprimand.
 - 1 Verbal Counseling.
 - 3 Educational Counseling.
- 6 Personnel Complaint (PC) Investigations with dispositions of:
 - 1 Written Reprimand.
 - 68 Combined hours of Suspensions.
 - 2 No Discipline.
 - 1 Educational Counseling.

9. Law Enforcement Trust Fund (LETF)

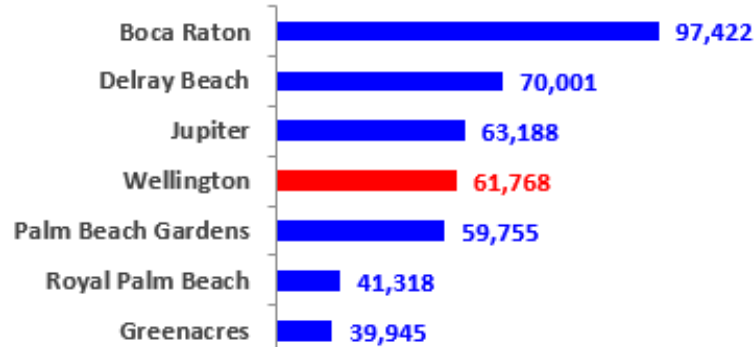
Property Awarded:

State: No distribution made during 2021.

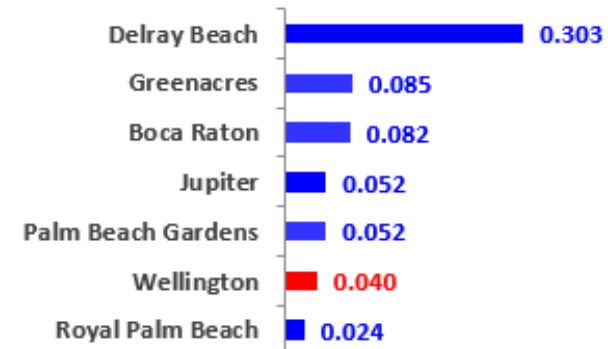
Total Deposited to LETF: None

10. Statistical Comparisons to Similar Situated Communities

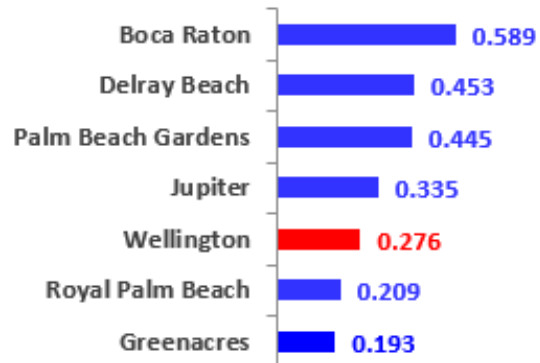
Population



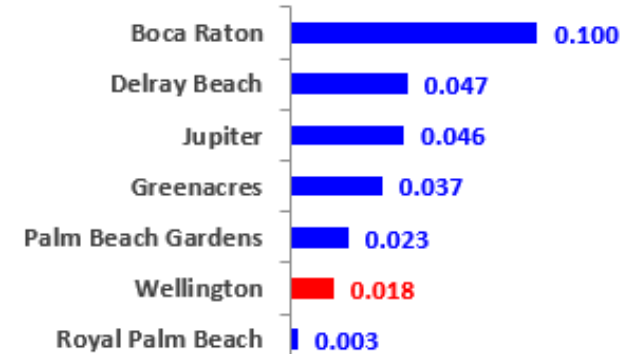
Residential Burglaries Per 100 Residents



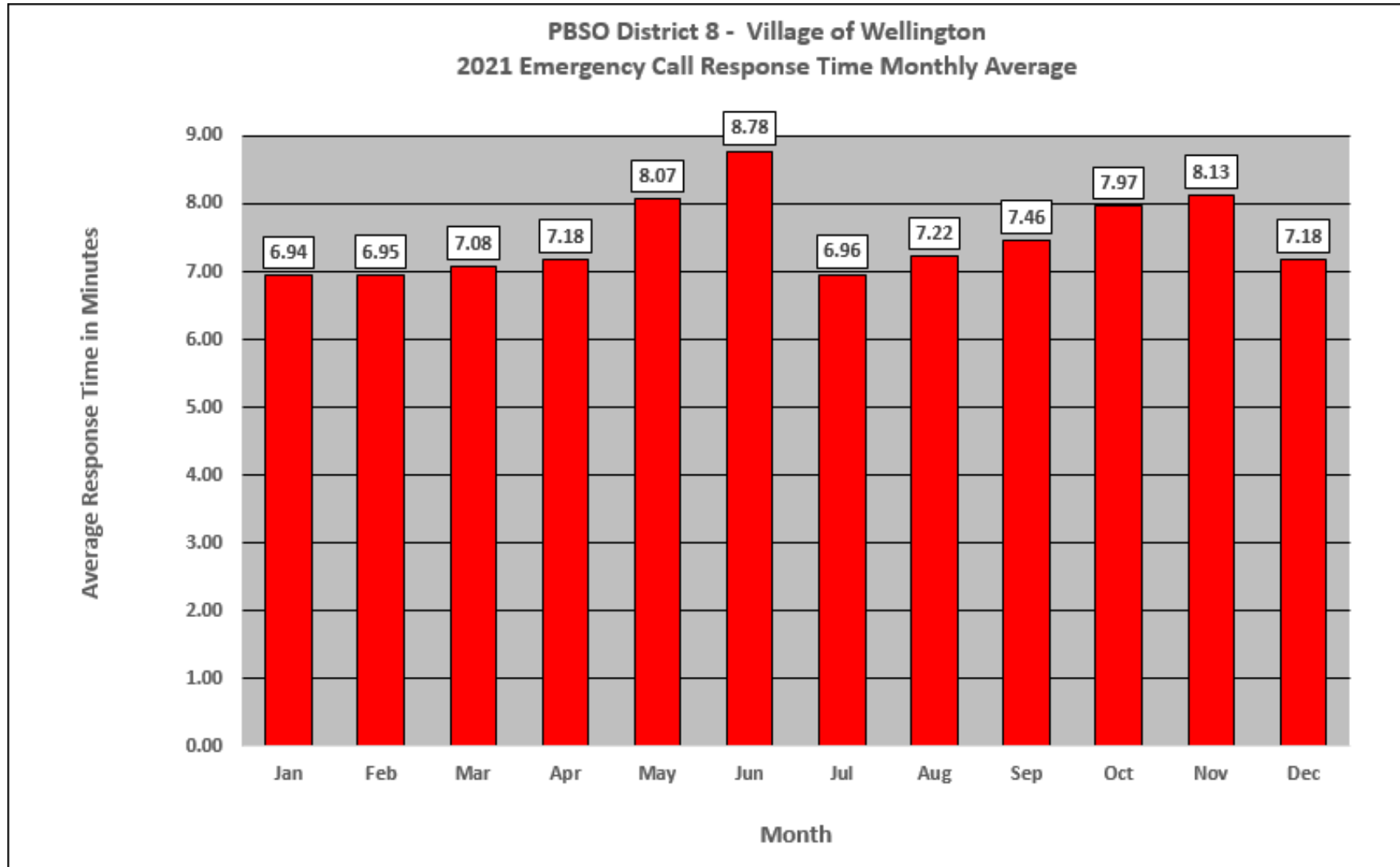
Vehicle Burglaries Per 100 Residents



Robberies Per 100 Residents



11. Response Times to Emergency Calls



Response Times for Priority 1 (Emergency) Calls were generated by the Crime View Desktop Application.
Priority 1 Calls include, but are not limited to, crimes that are in-progress, have just occurred or require immediate response.

12. Action Plans, Operations, and Special Initiatives

Annual Holiday Action Plan:

•Implemented “Operation Mall Shield” for the 2021 holiday shopping season, which ran from December 1st-27th. The operation’s objective was to deter and combat criminal activities, with a focus on preventing robberies, thefts, auto thefts, vehicle burglaries, smash and grabs, and retail thefts at the Mall at Wellington Green. The mall is Wellington’s premier shopping venue and safety is of paramount importance to PBSO.

Community Policing (CP):

•During 2021, District personnel participated in a variety of community oriented public service activities.

- Feeding South Florida
 - Senior Club food distribution
 - Shop with a Cop
 - Boys and Girls Club
 - Harmony in the Streets Day Camp
 - Little Smiles for Superheroes
 - Go Pink Breast Cancer Awareness Fundraisers
 - Wellington Rotary Club Luncheon
 - Fallen Officers Toys for Tots
 - Thanksgiving Food Distribution
- Numerous:
 - Neighborhood Walk and Talks
 - Neighborhood Watch Meetings

13. License Plate Reader Statistics

LPR System Success Stories:

21-085072- Units were alerted by an LPR hit of a silver Ford which was a **suspect vehicle used in a shooting involving multiple victims.** Vehicle hit an LPR in Wellington and was followed to District 3 (West Palm Beach area) where it was stopped and the subject arrested without incident.

21-089791- Units were alerted by an LPR hit at Southern Boulevard and 20 Mile Bend of a blue Kia Optima, which was taken during an **armed carjacking in Wellington.** The vehicle was located in Pahokee where the **driver was arrested and charged.**

21-091957 - A white Ford pickup truck was suspected of destroying a large section of grass near Greenbriar Boulevard and Windsock Way in the Aero Club. The LPR system was instrumental in identifying the suspect, who was subsequently identified and provided a full confession.

21-104960 - Street Team agents were alerted by the LPR system of a blue Toyota possibly occupied by a **wanted person from Broward County with several felony warrants.** The vehicle was located in Wellington shortly after the alert and was stopped based on observed infractions. One of the occupants was found to be the person being sought and was **placed under arrest without incident.**

13. License Plate Reader Statistics

LPR System Success Stories (continued):

21-112045 – Units were alerted to a silver Jeep that hit the LPR at Forest Hill Boulevard and Quercus. Units followed the vehicle to Forest Hill and Jog where the vehicle was stopped and **three juvenile subjects were arrested**. Two of the subjects were wanted by D9 (Village of Royal Palm) for related charges. All three were charged with various crimes.

21-116960/21-116958 – District 9 (Village of Royal Palm) called out an LPR hit for a stolen vehicle that was eastbound from 20 Mile Bend. District 8 Street Team agents located the vehicle and maintained surveillance on it until it parked at an apartment complex in the city of Delray Beach where the vehicle was stopped. The front passenger was a **felon in possession of an unholstered Glock 43** kept in the passenger door panel and was found to be on probation. The subject was taken into custody without incident.

21-138058 - Street Team agents developed information from a Wellington LPR hit for a silver Honda CRV where the registered owner of the vehicle had an **active warrant with the U.S. Marshals**. The investigation lead them to believe the suspect was visiting family in Wellington, but lived in the Delray Beach area. Team members tracked the suspect to the Delray Beach area and **arrested him without incident**.

13. License Plate Reader Statistics

LPR System Success Stories (continued):

21-138226 - District 9 (Village of Royal Palm) units were alerted by an LPR hit for a Toyota Camry that was stolen from the Palm Beach Gardens/NPB area. Units followed the vehicle to a gas station on Wellington Trace and Greenview Shores. The vehicle was stopped and the occupants were taken into custody with the assistance of Districts 8, 9, K9 and Aviation. A search of the vehicle resulted in a semi-automatic handgun being found inside the vehicle. Both subjects were arrested, one for the stolen vehicle, and the other for carrying a concealed firearm.

21-128889 – Units were alerted to an LPR hit at Lake Worth Road/Panther Run for a black Honda 2D. The driver of this vehicle was a prolific shoplifter with two warrants and active PC out of District 1 (Unincorporated Lake Worth) for felony retail theft. District 1's Detective Bureau Sergeant located the vehicle and conducted a traffic stop on the vehicle resulting in the arrest of the suspect.

14. 2021 Law Enforcement Service Plan Objectives

2022 Action Plans

- **Burglary and Theft Crime Goals:**
 - Maintain Burglary and Theft crimes less than 800 cases in 2022.
 - Clear at least 10% of burglaries by arrest.
- **Traffic Safety Goals:**
 - Maintain a crash rate of less than 3.0 crashes per 100 residents in 2022.

Burglary and Theft crimes are the combined total number of 2021 Burglary, Shoplifting and Theft/Larceny cases.

15. Performance Goals - Burglary and Theft

- **Performance Goals:**
 - **Maintain Burglary and Theft crimes less than 800 cases in 2022.**
 - **Clear at least 10% of burglaries by arrest.**
- **Result (How did we do on our 2021 LESP Goals?):**
 - **Residential Burglary decreased 36% from 2020 (39) versus 2021 (25).**
 - **Burglary and Theft crimes increased 15.5% from 2020 (413) to 2021 (477).**
 - **Surpassed the objective “less than 800 cases” by 40.38%.**
 - **Of the 150 burglaries in 2021, 19.33% were cleared by arrest (29).**
 - **Surpassed the objective “clear at least 10%” by arrest.**

Note: LESP = Law Enforcement Service Plan

16. Performance Goal - Traffic Issues

- **Performance Goal:**
 - **Maintain a Crash Rate (CR) of less than 3.0 crashes per 100 Village Residents.**
- **Result (How did we do?):**
 - **Initial Traffic Stops increased 50% from 2020 (8,751) to 2021 (13,170).**
 - **Crashes increased 17.5% from 2020 (1,042) versus 2021 (1,225).**
 - **The CR per 100 residents increased 19.24% from a 2020 CR (1.663) to a 2021 CR (1.983).**
 - **Even with the increase, we surpassed the objective to “maintain a CR of less than 3.0”.**

Village Residents assumes a Village of Wellington population of 62,650 in 2020 and 61,768 in 2021.
For the Crash Rate (CR) calculation, Crashes are the sum of Crashes and Hit & Run cases and excludes Vehicle Homicide cases.