



**Palm Beach County Sheriff's Office  
Village of Wellington  
2021 Annual Report**

# 1. The Safewise Florida's 50 Safest Cities of 2022



## What crimes are Florida residents **most concerned** about?



Safewise is an online safety consulting website that publishes independent safety and security reviews or advisories. In its annual Safest Cities report for **2021**, the **Village of Wellington** was ranked **#8** out of 50 safest cities in Florida.

## 2. 2021 UCR Data

### Offense Totals

| INDEX OFFENSES              | 2020       | 2021       | Percent Change |
|-----------------------------|------------|------------|----------------|
| <b>Murder</b>               | <b>1</b>   | <b>0</b>   | <b>-100.0</b>  |
| Firearm                     | 1          | 0          | -100.0         |
| Knife/Cutting Instr.        | 0          | 0          |                |
| Hands/Fists/Feet            | 0          | 0          |                |
| Other                       | 0          | 0          |                |
| <b>Rape</b>                 | <b>17</b>  | <b>20</b>  | <b>17.6</b>    |
| Firearm                     | 1          | 0          | -100.0         |
| Knife/Cutting Instr.        | 0          | 0          |                |
| Hands/Fists/Feet            | 14         | 18         | 28.6           |
| Other                       | 2          | 2          | 0.0            |
| <b>Robbery</b>              | <b>6</b>   | <b>9</b>   | <b>50.0</b>    |
| Firearm                     | 4          | 6          | 50.0           |
| Knife/Cutting Instr.        | 0          | 0          |                |
| Hands/Fists/Feet            | 2          | 3          | 50.0           |
| Other                       | 0          | 0          |                |
| <b>Aggravated Assault</b>   | <b>43</b>  | <b>41</b>  | <b>-4.7</b>    |
| Firearm                     | 12         | 8          | -33.3          |
| Knife/Cutting Instr.        | 5          | 7          | 40.0           |
| Hands/Fists/Feet            | 9          | 7          | -22.2          |
| Other                       | 17         | 19         | 11.8           |
| <b>Burglary</b>             | <b>38</b>  | <b>33</b>  | <b>-13.2</b>   |
| Forced Entry                | 27         | 24         | -11.1          |
| No Forced Entry             | 5          | 6          | 20.0           |
| Attempted Entry             | 6          | 3          | -50.0          |
| <b>Larceny</b>              | <b>392</b> | <b>479</b> | <b>22.2</b>    |
| Pocket Picking              | 0          | 0          |                |
| Purse Snatching             | 0          | 0          |                |
| Shoplifting                 | 86         | 186        | 116.3          |
| From Motor Vehicle          | 147        | 117        | -20.4          |
| Motor Vehicle Parts         | 36         | 32         | -11.1          |
| Bicycles                    | 12         | 18         | 50.0           |
| From Building               | 30         | 49         | 63.3           |
| From Coin Oper. Dev.        | 0          | 0          |                |
| All Other                   | 81         | 77         | -4.9           |
| <b>Motor Vehicle Theft</b>  | <b>59</b>  | <b>41</b>  | <b>-30.5</b>   |
| <b>TOTAL INDEX OFFENSES</b> | <b>556</b> | <b>623</b> | <b>12.1</b>    |



### CRIME IN FLORIDA ABSTRACT

#### Wellington Police Department

January - December 2021

(UNVERIFIED - SUBMITTED DATA FOR REVIEW)

The statistics presented in this release are an indication of crime and criminal activities known to, and reported by, law enforcement agencies for 2021. This report reflects data residing in the UCR database as of 2/18/2022.

Florida Department of  
Law Enforcement

### Arrest Totals

| ARREST TYPE                     | 2020       | 2021       | Percent Change |
|---------------------------------|------------|------------|----------------|
| <b>Violent Offense Arrests</b>  | <b>46</b>  | <b>45</b>  | <b>-2.2</b>    |
| Adult                           | 41         | 41         | 0.0            |
| Juvenile                        | 5          | 4          | -20.0          |
| Male                            | 40         | 34         | -15.0          |
| Female                          | 6          | 11         | 83.3           |
| <b>Property Offense Arrests</b> | <b>115</b> | <b>163</b> | <b>41.7</b>    |
| Adult                           | 97         | 136        | 40.2           |
| Juvenile                        | 18         | 27         | 50.0           |
| Male                            | 81         | 79         | -2.5           |
| Female                          | 34         | 84         | 147.1          |
| <b>Part II Offense Arrests</b>  | <b>181</b> | <b>188</b> | <b>3.9</b>     |
| Adult                           | 170        | 175        | 2.9            |
| Juvenile                        | 11         | 13         | 18.2           |
| Male                            | 128        | 131        | 2.3            |
| Female                          | 53         | 57         | 7.5            |
| <b>TOTAL ARRESTS</b>            | <b>342</b> | <b>396</b> | <b>15.8</b>    |

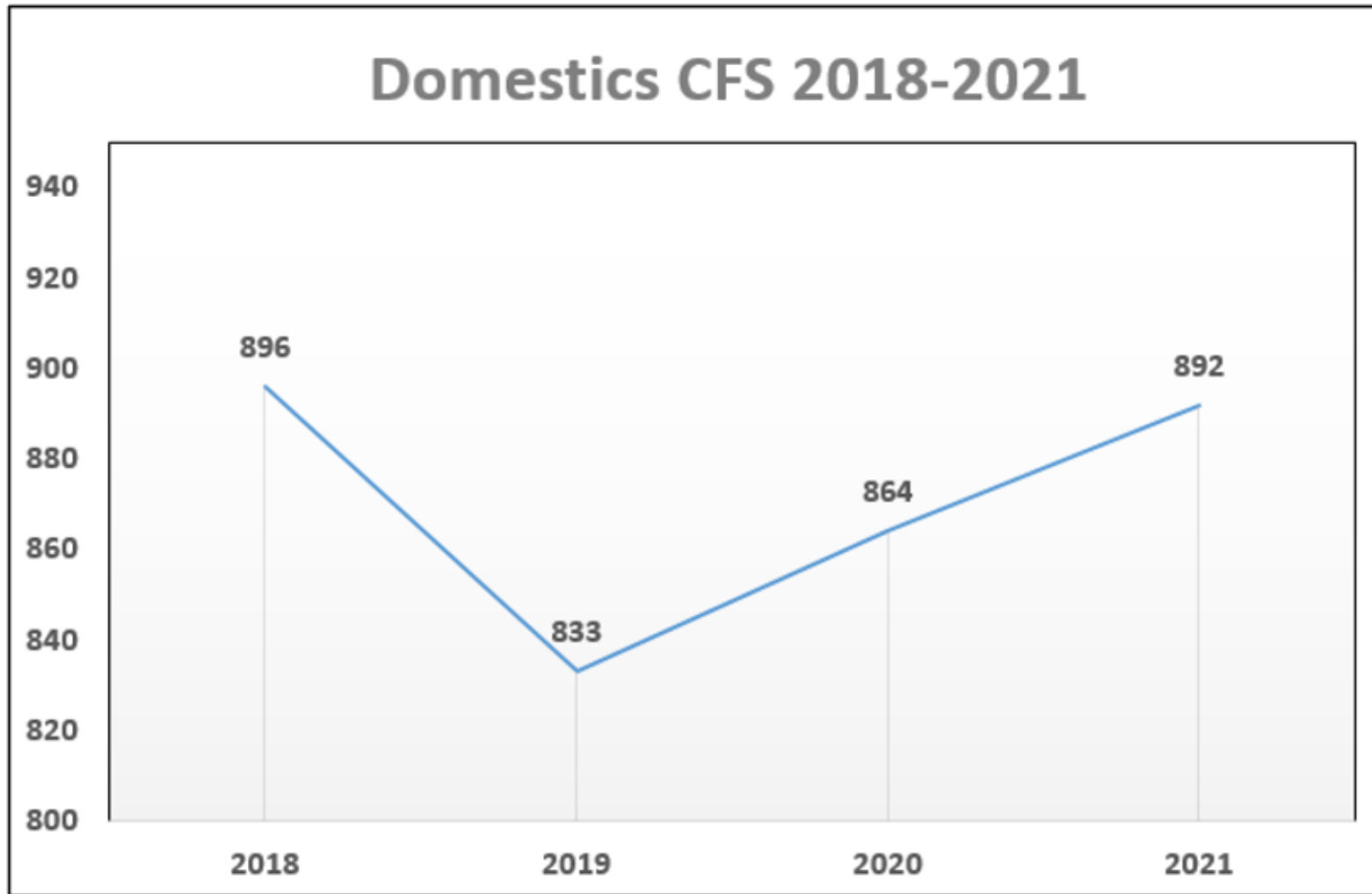
### 3. Selected Statistics 2020 versus 2021

| Incident Type                              | % Change<br>2020 vs<br>2021 | 2018  | 2019  | 2020  | 2021  | Difference<br>2020 vs<br>2021 |
|--|-----------------------------|-------|-------|-------|-------|-------------------------------|
| <b>Statistics: Calls For Service (CFS)</b> |                             |       |       |       |       |                               |
| Domestic                                   | 3.24%                       | 896   | 833   | 864   | 892   | +28                           |
| Sexual Assault                             | 23.53%                      | 22    | 15    | 17    | 21    | +4                            |
| Juvenile                                   | 2.97%                       | 327   | 309   | 269   | 277   | +8                            |
| Shoplifting*                               | 117.58%                     | 192   | 195   | 91    | 198   | +107                          |
| Shooting                                   | -57.14%                     | 5     | 3     | 7     | 3     | -4                            |
| <b>Statistics: Case Numbers (CN)</b>       |                             |       |       |       |       |                               |
| CN   | 8.86%                       | 7,201 | 6,897 | 5,928 | 6,453 | +525                          |
| Person Crimes*                             | 13.88%                      | 408   | 437   | 418   | 476   | +58                           |
| Property Crimes*                           | 20.57%                      | 1,198 | 1,068 | 807   | 973   | +166                          |
| Crashes                                    | 14.81%                      | 1,305 | 1,392 | 1,067 | 1,225 | +158                          |

Shootings do not include accidental discharges, BB guns, paintball guns, or walk-in cases to Wellington Regional Hospital not suspected of occurring in Wellington.

\*See accompanying graphs on pages 4-6

### 3. Selected Statistics 2020 versus 2021 Graphs



Percentage change 2019 vs 2021: 7.08% increase  
Percentage change 2020 vs 2021: 3.24% increase

**2020 vs 2021 +28 Domestic CFS**

### 3. Selected Statistics 2020 versus 2021 Graphs

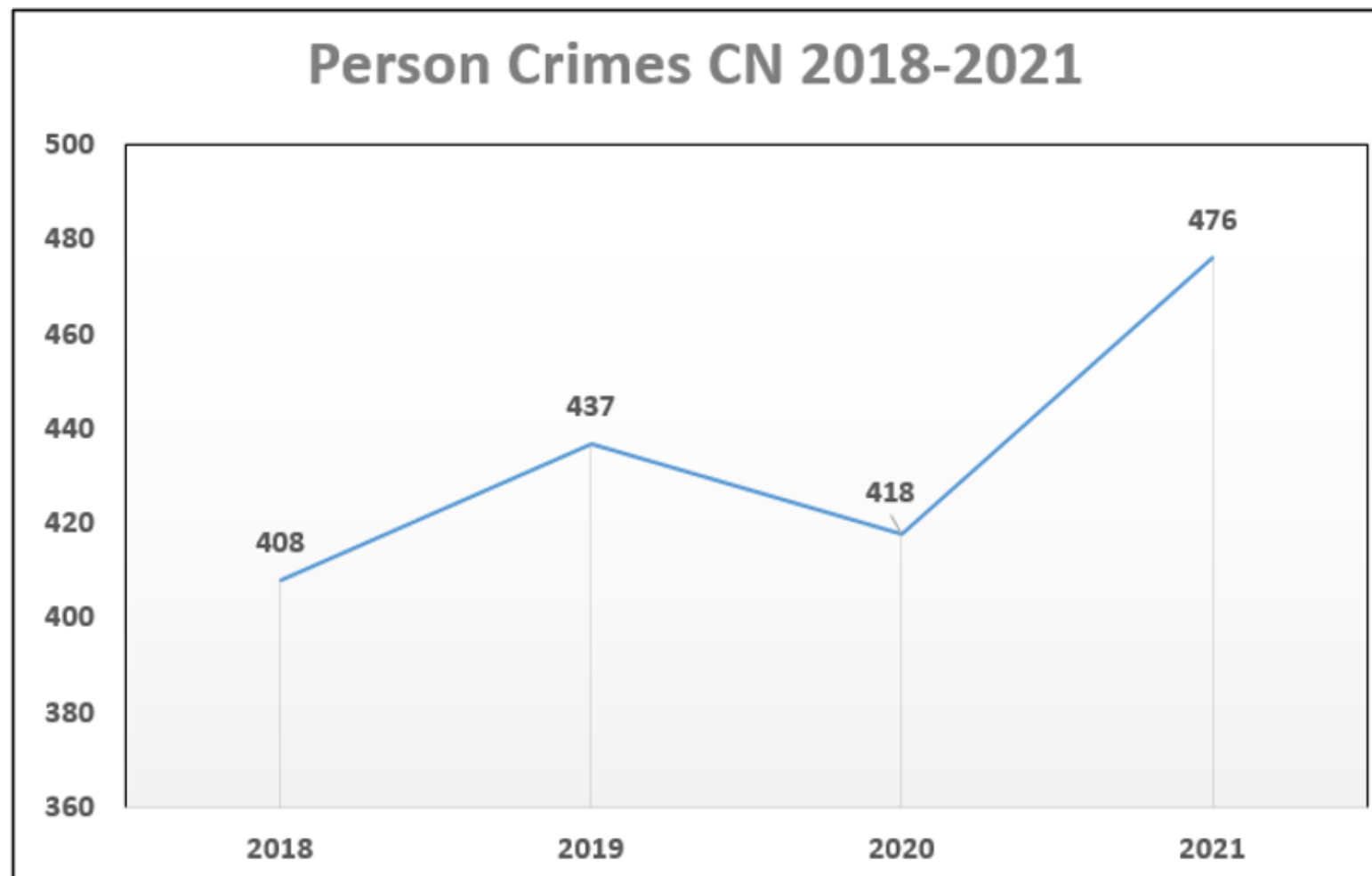


Percentage change 2019 vs 2021: 1.54% increase

Percentage change 2020 vs 2021: 117.58% increase



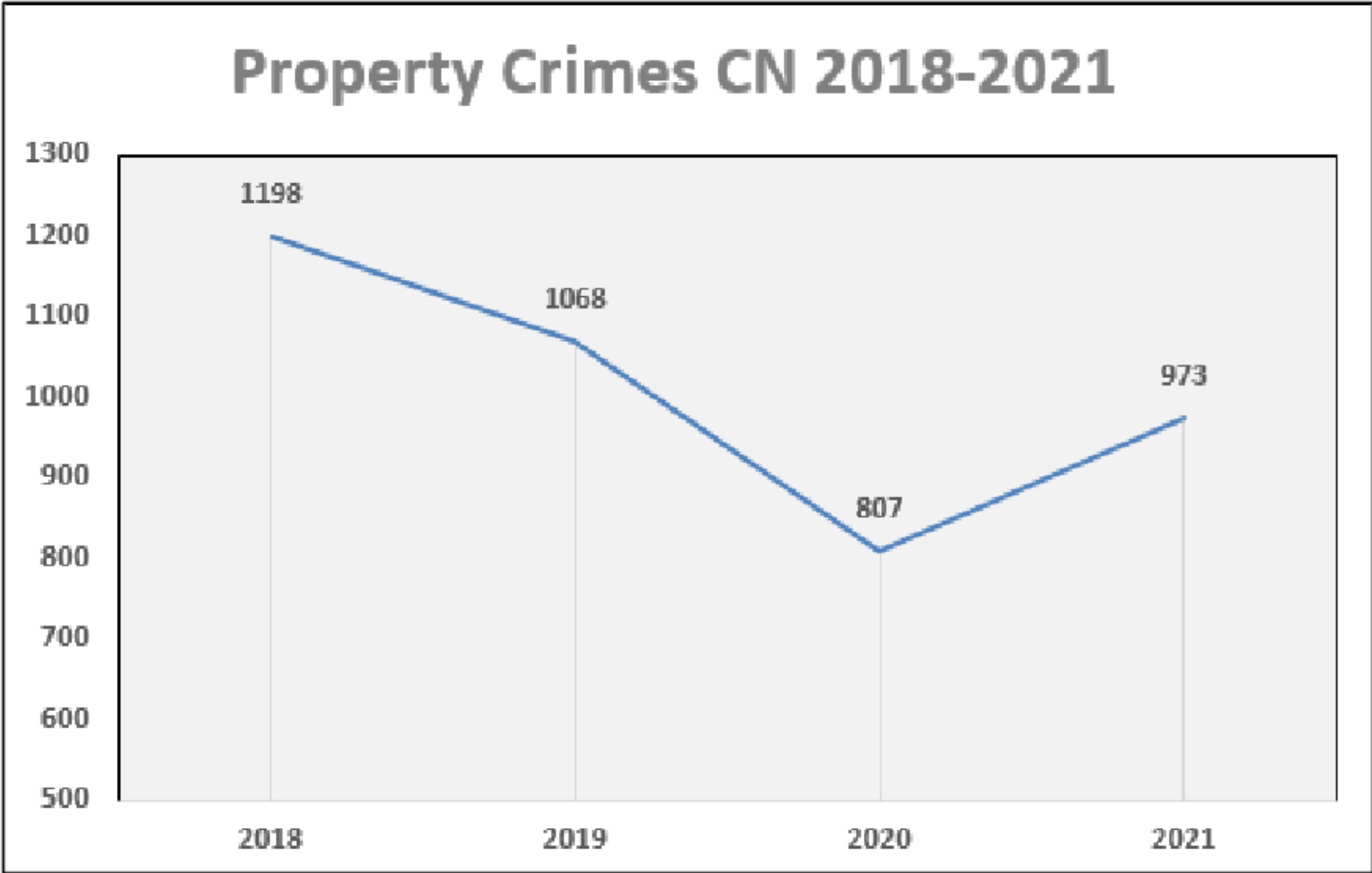
### 3. Selected Statistics 2020 versus 2021 Graphs, Continued



Percentage change 2019 vs 2021: 8.92% increase  
Percentage change 2020 vs 2021: 13.88% increase

2020 vs 2021: +58 cases (56 out of the 58 cases  
were the result of 38 31Ds, 18 Assaults)

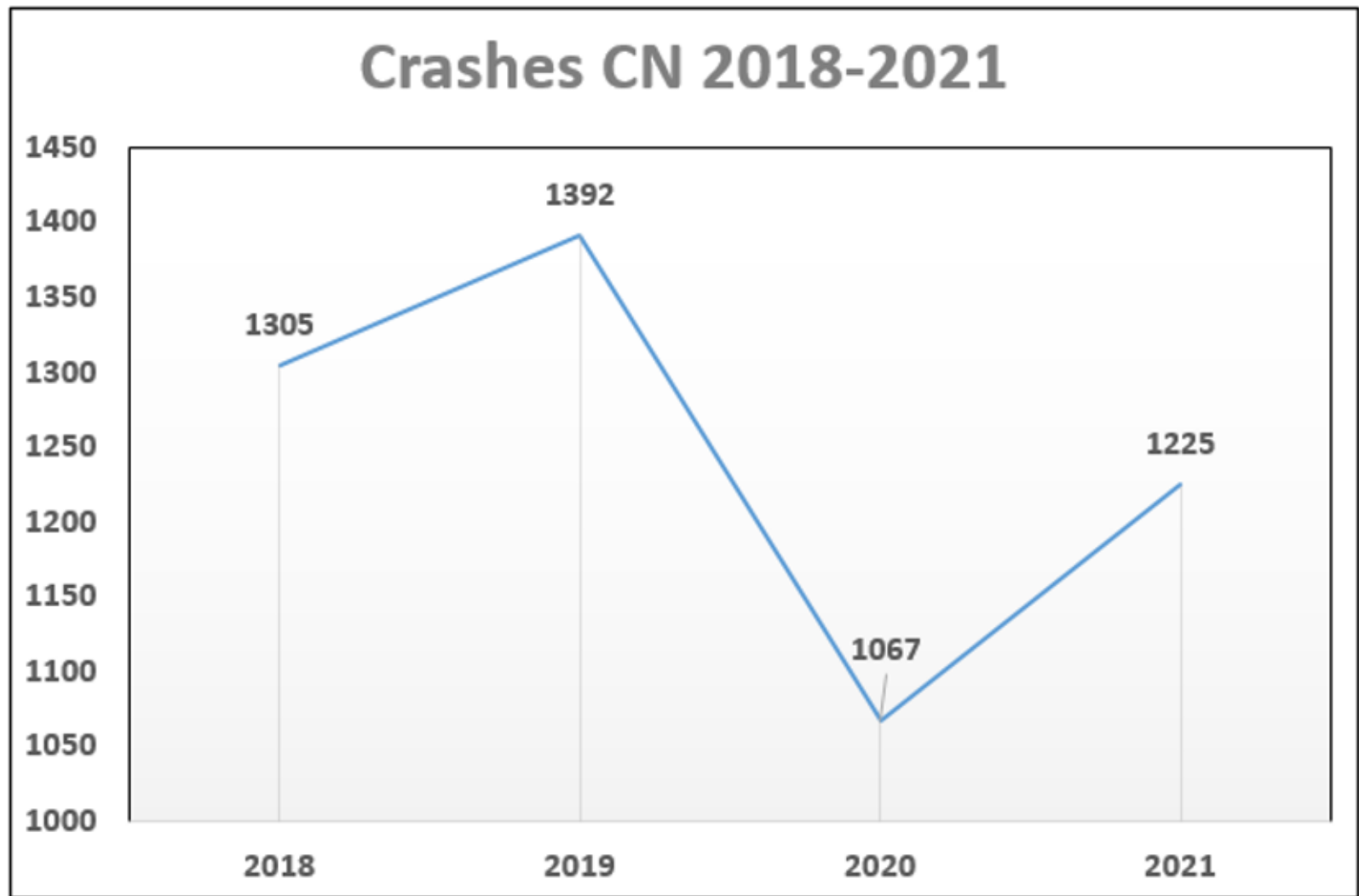
### 3. Selected Statistics 2020 versus 2021 Graphs, Continued



Percentage change 2019 vs 2021: -8.89% decrease  
Percentage change 2020 vs 2021: 20.57% increase



### 3. Selected Statistics 2020 versus 2021 Graphs, Continued



Percentage change 2019 vs 2021: -11.99% decrease

Percentage change 2020 vs 2021: 14.81% increase

## 4. Arrests

| Incident Type | Cases    |      |      |      |  | Arrests  |      |      |      |
|---------------|----------|------|------|------|--|----------|------|------|------|
|               | % change | 2020 | 2021 | Diff |  | % Change | 2020 | 2021 | Diff |
| Robbery       | 16.67%   | 6    | 7    | +1   |  | -28.57%  | 7    | 5    | -2   |
| Burglary      | -26.11%  | 203  | 150  | -53  |  | -14.71%  | 34   | 29   | -5   |



## 5. Performance Goals - Burglary and Theft

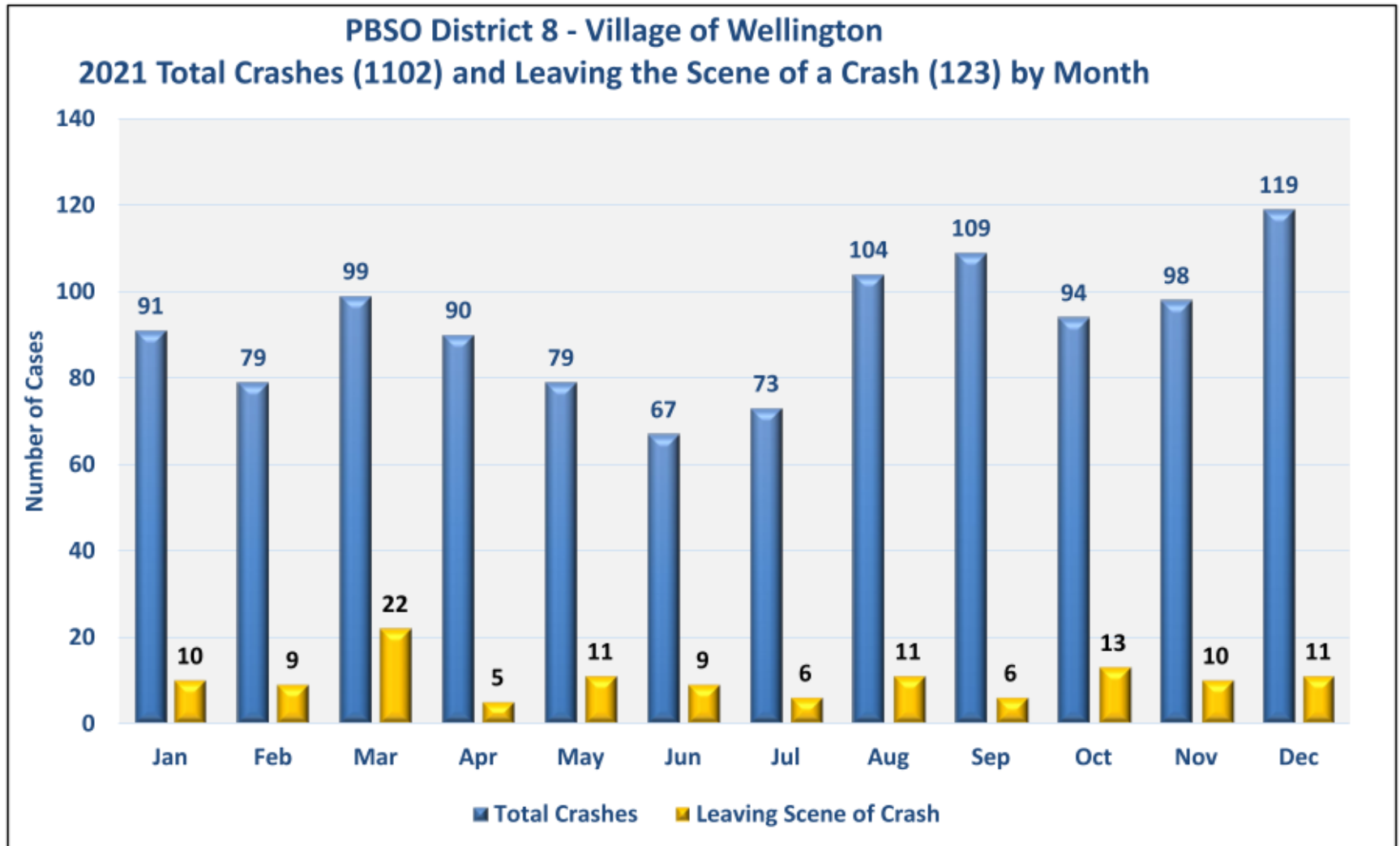
- Performance Goals:
  - Maintain Burglary and Theft crimes less than 800 cases in 2022.
  - Clear at least 10% of burglaries by arrest.
- Result (How did we do on our 2021 LESP Goals?):
  - Residential Burglaries decreased 36% from 2020 (39) versus 2021 (25).
  - Burglary and Theft crimes increased 15.5% from 2020 (413) to 2021 (477).
  - If comparing Burglary and Theft crimes from 2019 (707) to 2021 (477), crimes actually decreased 32.53%.
  - Surpassed the objective “less than 800 cases” by 40.38%.
  - Of the 150 burglaries in 2021, 19.33% were cleared by arrest (29).
  - Surpassed the objective “clear at least 10%” by arrest.



## 6. Traffic Crashes

During Equestrian Season, numbers go up slightly.

The Season runs from the end of November through the 2<sup>nd</sup> week of April.



## 7. Traffic Citations and Warnings (Written and Verbal)

| Traffic Citations, Written Warnings and Verbal Warnings |       |          |       |       |            |
|---|-------|----------|-------|-------|------------|
| Incident Type   | Trend | % Change | 2020  | 2021  | Difference |
| Citations   | ↑     | 56.63%   | 1,681 | 2,633 | 952        |
| Written Warnings  | ↑     | 2.95%    | 4,269 | 4,395 | 126        |
| Verbal Warnings   | ↑     | 81.98%   | 3,829 | 6,968 | 3,139      |

District 8 - Village of Wellington  
2020 Traffic Stats



■ (1,681) Citations  
■ (4,269) Written Warnings  
■ (3,829) Verbal Warnings

District 8 - Village of Wellington  
2021 Traffic Stats



■ (2,633) Citations  
■ (4,395) Written Warnings  
■ (6,968) Verbal Warnings



## 8. Performance Goal - Traffic Issues

### Performance Goal:

- Maintain a Crash Rate (CR) of less than 3.0 crashes per 100 Village Residents.

### Result (How did we do?):

- Initial Traffic Stops increased 50% from 2020 (8,751) to 2021 (13,170).
- Crashes increased 17.56% from 2020 (1,042) versus 2021 (1,225).
- If comparing crashes from 2019 (1392) versus 2021 (1225), crashes actually decreased 12%.
- The CR per 100 residents increased 19.24% from a 2020 CR (1.663) to a 2021 CR (1.983).
- The CR per 100 residents for 2019 (2.232) versus 2021 (1.983) actually decreased 11.16%
- Even with the increase, we surpassed the objective to “maintain a CR of less than 3.0”.

## **9. 2021 Law Enforcement Service Plan Objectives**

### **2022 Action Plans**

#### **Burglary and Theft Crime Goals:**

- **Maintain Burglary and Theft crimes less than 800 cases in 2022.**
- **Clear at least 10% of burglaries by arrest.**

#### **Traffic Safety Goals:**

- **Maintain a crash rate of less than 3.0 crashes per 100 residents in 2022.**

**Burglary and Theft crimes are the combined total number of 2021 Burglary, Shoplifting and Theft/Larceny cases.**

## 10. Action Plans, Operations, and Special Initiatives

### Annual Holiday Action Plan:

•Implemented “Operation Mall Shield” for the 2021 holiday shopping season, which ran from December 1st-27th. The operation’s objective was to deter and combat criminal activities, with a focus on preventing robberies, thefts, auto thefts, vehicle burglaries, smash and grabs, and retail thefts at the Mall at Wellington Green. The mall is Wellington’s premier shopping venue and safety is of paramount importance to PBSO.

### Community Policing (CP):

•During 2021, District personnel participated in a variety of community oriented public service activities.

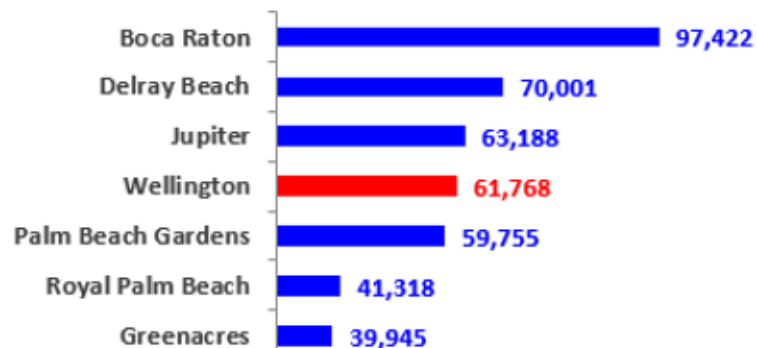
- Feeding South Florida
- Senior Club food distribution
- Shop with a Cop
- Boys and Girls Club
- Harmony in the Streets Day Camp
- Little Smiles for Superheroes
- Go Pink Breast Cancer Awareness Fundraisers
- Wellington Rotary Club Luncheon
- Fallen Officers Toys for Tots
- Thanksgiving Food Distribution
- Numerous:
  - Neighborhood Walk and Talks
  - Neighborhood Watch Meetings



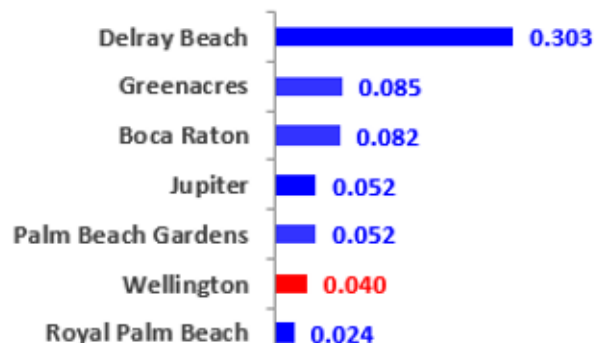


# 11. Statistical Comparisons to Similar Situated Communities

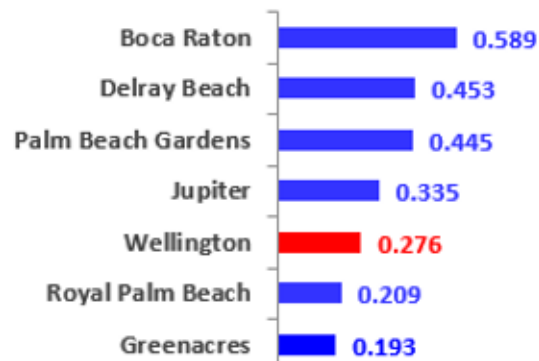
## Population



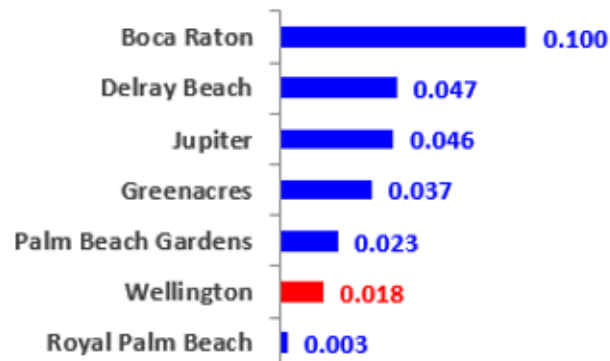
## Residential Burglaries Per 100 Residents



## Vehicle Burglaries Per 100 Residents



## Robberies Per 100 Residents



## 12. License Plate Reader Statistics

### LPR System Success Stories:

21-085072- Units were alerted by an LPR hit of a Silver Ford which was a suspect vehicle used in a shooting involving multiple victims. Vehicle hit an LPR in Wellington and was followed to District 3 (West Palm Beach area) where it was stopped and the subject arrested without incident.

21-089791- Units were alerted by an LPR hit at Southern Boulevard and 20 Mile Bend of a blue Kia Optima, which was taken during an armed carjacking in Wellington. The vehicle was located in Pahokee, where the driver was arrested and charged.

21-091957 - A white Ford pickup truck was suspected of destroying a large section of grass near Greenbriar Blvd and Windsock Way in the Aero Club. The LPR system was instrumental in identifying the suspect, who was subsequently identified and provided a full confession.

21-104960 – Street Team agents were alerted by the LPR system of a blue Toyota possibly occupied by a wanted person from Broward County with several felony warrants. The vehicle was located in Wellington shortly after the alert and was stopped based on observed infractions. One of the occupants was found to be the person being sought and was placed under arrest without incident.

## 12. License Plate Reader Statistics

### LPR System Success Stories (continued):

21-112045 – Units were alerted to a **stolen silver Jeep** that hit the LPR at Forest Hill Boulevard and Quercus. Units followed the vehicle to Forest Hill and Jog Road where the vehicle was stopped and **three juvenile subjects were arrested**. Two of the subjects were wanted by District 9 (Village of Royal Palm) for related charges. All three were charged with various crimes.

21-116960/21-116958 – District 9 (Village of Royal Palm) called out an LPR hit for a **stolen vehicle** that was eastbound from 20 Mile Bend. District 8 Street Team agents located the vehicle and maintained surveillance on it until it parked at an apartment complex in the city of Delray Beach where the vehicle was stopped. The front passenger was a **felon in possession of an unholstered Glock 43** in the passenger door panel and was found to be on probation. The subject was taken into custody without incident.

21-138058 – Street Team agents **developed information from a Wellington LPR hit** for a silver Honda CRV where the registered owner of the vehicle had an **active warrant with the U.S. Marshals**. The investigation lead them to believe the suspect was visiting family in Wellington, but lived in the Delray Beach area. Team members tracked the suspect to the Delray Beach area and **arrested him without incident**.

## 12. License Plate Reader Statistics

### LPR System Success Stories (continued):

21-138226 – District 9 (Village of Royal Palm) units were alerted by an LPR hit for a Toyota Camry that was stolen from the Palm Beach Gardens/NPB area. Units followed the vehicle to a gas station on Wellington Trace and Greenview Shores. The vehicle was stopped and the occupants were taken into custody with the assistance of Districts 8, 9, K9, and Aviation. A search of the vehicle resulted in a semi-automatic handgun being found inside the vehicle. Both subjects were arrested, one for the stolen vehicle, and the other for carrying a concealed firearm.

21-128889 – Units were alerted to an LPR hit at Lake Worth Road/Panther Run of a black Honda. The driver of this vehicle was a prolific shoplifter with two warrants and active PC out of District 1 (Unincorporated Lake Worth) for felony retail theft. District 1's Detective Bureau Sergeant located the vehicle and conducted a traffic stop on it resulting in the arrest of the suspect.

# 13. So Far This Year ...

## Palm Beach County Sheriff's Office CAU Data District 8

|            |                             | Year to Date         |                      |   |      |                   |
|------------|-----------------------------|----------------------|----------------------|---|------|-------------------|
| Crime      |                             | 01/01/21<br>05/08/21 | 01/01/22<br>05/08/22 |   | +/-  | Percent<br>Change |
| Person     | Homicide                    | 0                    | 0                    | — | 0    | N/C               |
|            | Robbery                     | 3                    | 1                    | ▼ | -2   | -67%              |
|            | Sexual Assault              | 6                    | 5                    | ▼ | -1   | -17%              |
|            | Shooting                    | 3                    | 1                    | ▼ | -2   | -67%              |
|            | Stabbing                    | 1                    | 0                    | ▼ | -1   | -100%             |
| Property   | Burglary Business           | 3                    | 4                    | ▲ | 1    | 33%               |
|            | Burglary Construction       | 0                    | 0                    | — | 0    | N/C               |
|            | Burglary Residential        | 9                    | 10                   | ▲ | 1    | 11%               |
|            | Burglary Vehicle            | 34                   | 22                   | ▼ | -12  | -35%              |
|            | Larceny                     | 53                   | 56                   | ▲ | 3    | 6%                |
|            | Stolen Vehicle              | 21                   | 11                   | ▼ | -10  | -48%              |
|            | Stolen Vehicle Recovery     | 5                    | 6                    | ▲ | 1    | 20%               |
|            | Vandalism                   | 26                   | 24                   | ▼ | -2   | -8%               |
| Statistics | Arrests and NTAs            | 138                  | 239                  | ▲ | 101  | 73%               |
|            | Traffic Crashes (3's & 4's) | 426                  | 462                  | ▲ | 36   | 8%                |
|            | Total CAD Incidents         | 27,405               | 29,504               | ▲ | 2099 | 8%                |
|            | Traffic Stop (1050)         | 4,943                | 7,189                | ▲ | 2246 | 45%               |
|            | Business/Residence (1061)   | 14,025               | 13,483               | ▼ | -542 | -4%               |
|            | CAD Inc.(less 1050 & 1061)  | 8,437                | 8,832                | ▲ | 395  | 5%                |
| FIR        | Total FIR's                 | 515                  | 438                  | ▼ | -77  | -15 %             |
|            | Gang FIR's                  | 1                    | 0                    | ▼ | -1   | -100 %            |
|            | Truant FIR's                | 13                   | 8                    | ▼ | -5   | -38 %             |
|            | FIR's (Less truant & gang)  | 501                  | 430                  | ▼ | -71  | -14 %             |

The information in this report is based on beats within district. Miscellaneous incident Type codes; PPI, RED, REO, RMS, TEST an WEL are excluded from the total CAD incidents. FIR data is collected from the FIR track application. This report is dynamic and subject to change.

## **14. “Focusing on Going Forward...”**

- **Active Shooter Training at the Mall after a two year hiatus due to COVID.**
- **Grant opportunities to bring additional resources into the Village.**
- **Grow our traffic enforcement posture to mitigate unsafe driving.**
- **Work with our partners to get out crime prevention information (i.e. Conversations with a Deputy, HOA presentations, and neighborhood watch meetings).**
- **Maintaining our hometown “police department” culture.**



# Questions ?

