



*Wellington: A Great Hometown!*



# **Semi – Annual Report**

**(January 1<sup>st</sup> through June 30<sup>th</sup>, 2016)**

***“TO MAKE WELLINGTON A SAFER PLACE TO LIVE”***

**PALM BEACH COUNTY**  
**SHERIFF'S OFFICE**

RIC L. BRADSHAW, SHERIFF



**Captain Rolando Silva**  
**District 8 / Wellington**

August 9<sup>th</sup>, 2016

Village of Wellington  
10300 W Forest Hill Blvd  
Wellington, FL 33414

Village Mayor, Council, Manager, and Staff:

Attached is the semi-annual report pursuant to the Law Enforcement Services Agreement. The data presented reflects activity from January 1<sup>st</sup> to June 30<sup>th</sup>, 2016 from internal sources. Uniform Crime Report (UCR) data is not available and will be presented at the August 23<sup>rd</sup> meeting along with the Law Enforcement Services Plan and contract addendum.

The Palm Beach County Sheriff's Office continues to provide professional law enforcement services to the Village of Wellington for the safety and well-being of the residents and visitors. Thank you for your continued support.

Respectfully,

A handwritten signature in black ink that reads "Captain Rolando Silva".

Captain Rolando Silva  
Commander, District 8 - Wellington



**PBSO District 8 – Semi-Annual Report  
January 1<sup>st</sup> through June 30, 2016**

# Table of Contents

1.	Calls for Service (CFS) by Time of Day, Geographic Location, Day of the Week, and Type...	(pages 3-6)
2.	Reported Cases, Criminal and Non-Criminal, by Category .....	(pages 7-9)
3.	Number and Types of Arrests .....	(pages 10-12)
4.	Traffic Crashes .....	(page 13)
5.	Traffic Citations, Warnings and Traffic Stops .....	(page 14)
6.	Response Times to Emergency Calls .....	(page 15)
7.	Number and Type of Special/Additional Enforcement .....	(page 16)
8.	Law Enforcement Forfeiture Activity .....	(page 17)
9.	Monthly Expenditure Reports .....	(page 18)
10.	Monthly Overtime Reports .....	(page 19)



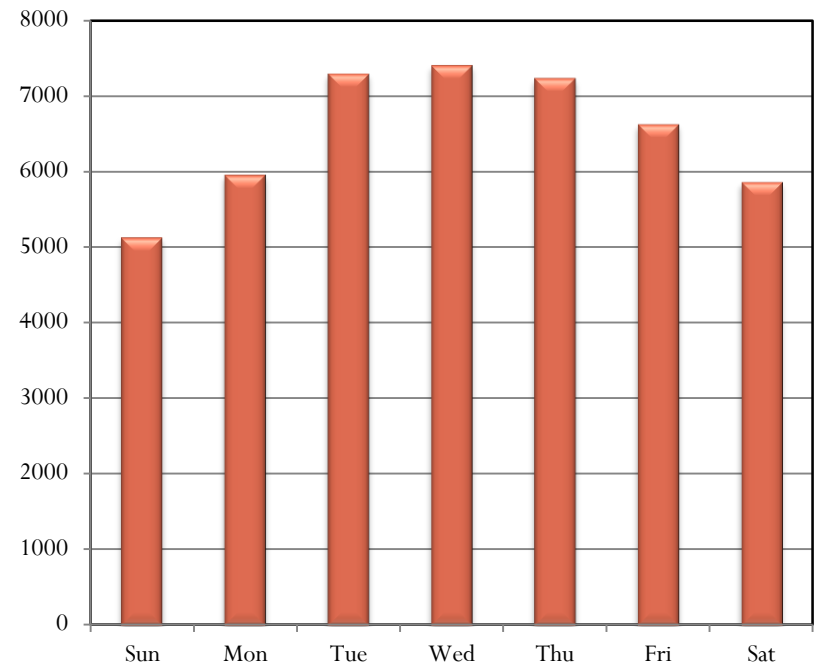
# 1. Calls for Service (CFS) by Time of Day, Geographic Location, Day of the Week, and Type

Time of Day

Hours	Sun	Mon	Tue	Wed	Thu	Fri	Sat	Grand Total
12 AM	305	241	346	371	280	303	296	2142
1 AM	232	236	246	320	286	243	271	1834
2 AM	221	245	264	267	310	233	278	1818
3 AM	227	258	309	282	309	278	249	1912
4 AM	183	180	217	262	279	197	201	1519
5 AM	95	113	108	134	142	118	100	810
6 AM	91	131	96	109	86	92	74	679
7 AM	165	226	256	224	235	244	182	1532
8 AM	200	292	414	361	454	348	239	2308
9 AM	263	364	414	334	320	346	325	2366
10 AM	241	251	442	328	456	331	286	2335
11 AM	197	293	386	401	382	393	329	2381
12 PM	223	287	338	429	380	338	246	2241
1 PM	187	268	405	382	335	313	219	2109
2 PM	175	280	361	365	341	324	242	2088
3 PM	197	245	338	374	305	337	248	2044
4 PM	204	257	293	291	307	296	241	1889
5 PM	167	235	235	303	283	242	188	1653
6 PM	215	240	325	277	274	252	238	1821
7 PM	249	234	282	278	325	295	299	1962
8 PM	320	292	326	308	318	310	289	2163
9 PM	239	257	273	346	272	273	293	1953
10 PM	247	245	301	306	220	252	284	1855
11 PM	282	281	318	348	332	265	242	2068
Grand Total	5125	5951	7293	7400	7231	6623	5859	45482

Day of the Week

Calls for Service  
January 1 through June 30, 2016  
By Day of the Week

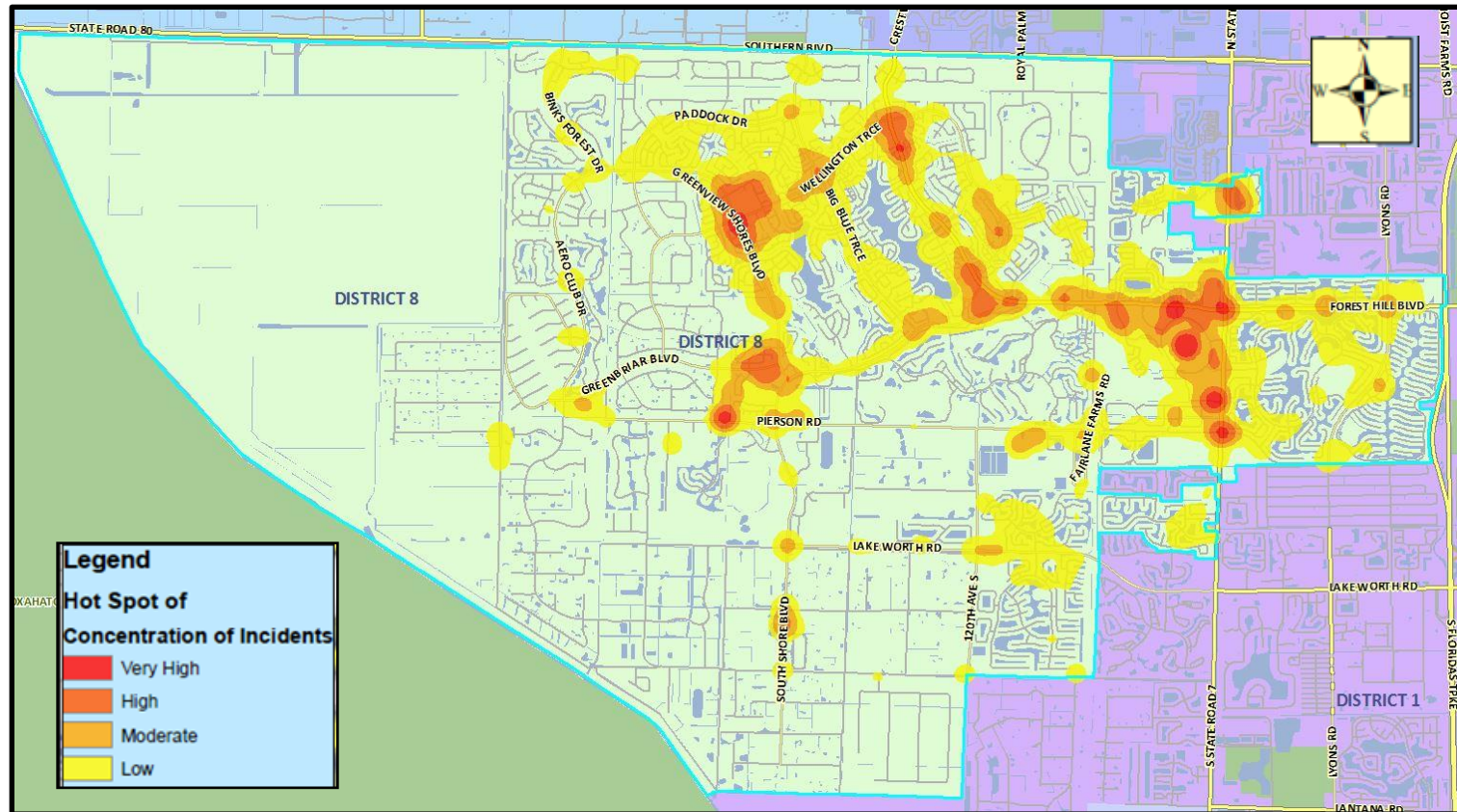


# 1. Calls for Service (CFS) by Time of Day, Geographic Location, Day of the Week, and Type Continued

## Geographic Location

Hot Spots are the Highest Concentrations of Multiple Calls for Service; the darker the circle the higher the concentration.

Map shows the hot spots for June 1 through June 30, 2016



# 1. Calls for Service (CFS) by Time of Day, Geographic Location, Day of the Week, and Type Continued

<i>Call Type</i>	<i>Total 010116-063016</i>		<i>Call Type</i>	<i>Total 010116-063016</i>
911 HANG UP	2412		DISABLED VEHICLE	274
ABANDONED VEHICLE	39		DISTURBANCE	220
ABUSE	104		DOMESTIC	479
ABUSE ON ADULT	16		DOMESTIC UNFOUNDED	37
ACCIDENTAL INJURY	25		DRUG CASE	39
ALARM	810		DRUNK DRIVER	36
ALARM - GOVERNMENT	11		DRUNK PEDESTRIAN	3
ALARM - HOLD UP/PANIC	105		EMBEZZLEMENT/FRAUD	177
ALARM - MISC/MUNICIPALITY	376		ENVIRONMENTAL CRIME	1
ALARM - WEATHER RELATED	25		FELONY	14
ANIMAL CALL	121		FIGHT	22
ASSAULT	72		FIRE	24
ASSAULT - DOMESTIC RELATED	43		FIREWORKS	20
ASST TO ANOTHER DEPARTMENT	152		FORGERY/COUNTERFEIT	10
BAIT VEHICLE ACTIVATION	1		GRAFFITI	24
BEVERAGE VIOLATION	3		HIT & RUN W/INJURIES	3
BURGLARY - BUSINESS	7		HIT & RUN W/UNKNOWN INJURIES	2
BURGLARY - CONSTRUCTION	2		HIT AND RUN	132
BURGLARY - RESIDENCE	57		HOMICIDE - VEHICLE HOMICIDE	1
BURGLARY - VEHICLE	117		IMPERSONATING LE OFCR	1
BUSINESS / RESIDENCE CHECK	24408		INFORMATION	246
CIVIL MATTER	232		JUVENILE TROUBLE	206
COMPUTER CRIMES	1		LEWD OR LASCIVIOUS ACTS	5
CONDUCT INVESTIGATION	627		LOST/FOUND PROPERTY	211
CONTACT	40		MAN DOWN/SICK PERSON	127
CONVOY/ESCORT	1		MENTALLY DISTURBED PERSON	60
DEAD PERSON	30		MISDEMEANOR	50

# 1. Calls for Service (CFS) by Time of Day, Geographic Location, Day of the Week, and Type Continued

<i>Call Type</i>	<i>Total 010116-063016</i>		<i>Call Type</i>	<i>Total 010116-063016</i>
MISSING PERSON	67		SERVING WARRANT	68
MISSING PERSON - ALZHEIMERS	1		SEXUAL ASSAULT	7
MISSING PERSON - RECOVERY	20		SHOOTING	4
MOBILE EYES	31		SHOPLIFTING	123
MOTOR VEH CRASH	685		SHOTS FIRED IN AREA	16
MOTOR VEHICLE CRASH - DEPT VEH	11		SPECIAL DETAIL	1035
MOTOR VEHICLE CRASH – UNK INJURIES	37		STALKING	6
MOTOR VEHICLE CRASH - WITH INJURIES	122		STOLEN TAG	26
NEIGHBOR TROUBLE	81		STOLEN VEHICLE	51
NOISE	228		STOLEN VEHICLE RECOVERY	16
OBSCENE/HARASSING CALLS	36		SUICIDE	5
OPEN DOOR	54		SUICIDE ATTEMPT	29
OVERDOSE	10		SURVEILLANCE	200
POLICE SERVICE CALL	730		SUSPICIOUS INCIDENT	232
PRISONER TRANSPORT	155		SUSPICIOUS PERSON	400
PROBLEM SOLVING - JUVENILE	9		SUSPICIOUS VEHICLE	333
PROBLEM SOLVING - TRAFFIC	70		THEFT OF AUTO PARTS	4
PROBLEM SOLVING - VEHICLE BURGLARY	1		THEFT/LARCENY	147
PROWLER/PEEPING TOM	3		TRESPASSING	120
RECKLESS DRIVER	64		UNWANTED GUEST	61
RESIDENTIAL/EMPLOYMENT CHECK	49		VANDALISM	82
ROBBERY - PERSON	13		VEHICLE STOP	6699
ROBBERY - RESIDENCE	1		VERBAL THREATS	31
SCHOOL POST	78		WELFARE CHECK	179
SERVING CIVIL PROCESS	789		ZERO TOLERANCE	2
			<b>Total</b>	<b>45482</b>



## 2. Reported Cases, Criminal and Non-Criminal, by Category

Crimes Against Persons

Description	1/01/16 to 6/30/16	1/01/15 to 6/30/15
ABUSE	75	84
ABUSE ON ADULT	11	12
ASSAULT	53	45
ASSAULT - DOMESTIC RELATED	41	52
SHOOTING	1	1
SEXUAL ASSAULT	7	11
ROBBERY - PERSON	11	4
ROBBERY - RESIDENCE	1	0
COMPUTER CRIMES	1	2
OBSCENE/HARASSING CALLS	12	15
VERBAL THREATS	14	14
STALKING	5	0
<b>Total</b>	<b>232</b>	<b>240</b>

Crimes Against Property

Description	1/01/16 to 6/30/16	1/01/15 to 6/30/15
STOLEN TAG	21	17
STOLEN VEHICLE	40	41
STOLEN VEHICLE RECOVERY	5	4
BURGLARY - BUSINESS	7	5
BURGLARY - CONSTRUCTION	2	1
BURGLARY - RESIDENCE	44	62
BURGLARY - VEHICLE	103	182
FIRE	5	11
PROWLER/PEEPING TOM	1	0
THEFT/LARCENY	108	192
VANDALISM	64	78
LEWD OR LASCIVIOUS ACTS	4	10
OPEN DOOR	6	2
FORGERY/COUNTERFEIT	9	3
EMBEZZLEMENT/FRAUD	129	114
SHOPLIFTING	105	149
THEFT OF AUTO PARTS	2	3
GRAFFITI	11	14
<b>Total</b>	<b>666</b>	<b>888</b>

Reported Cases =  
Case Numbers generated for actual crimes

## 2. Reported Cases, Criminal and Non-Criminal, by Category Continued

**Crimes Against the State**

Description	1/01/16 to 6/30/16	1/01/15 to 6/30/15
FELONY	9	17
MISDEMEANOR	46	36
SUICIDE	5	3
FIGHT	2	4
BEVERAGE VIOLATION	3	1
DRUG CASE	37	104
IMPERSONATING LE OFCR	0	0
SHOTS FIRED IN AREA	1	0
ENVIRONMENTAL CRIME	0	1
FIREWORKS	0	0
SERVING WARRANT	28	38
<b>Total</b>	<b>131</b>	<b>204</b>

**Non Crime –Traffic Related**

Description	1/01/16 to 6/30/16	1/01/15 to 6/30/15
DRUNK DRIVER	34	34
ZERO TOLERANCE	2	0
MOBILE EYES	0	1
HIT AND RUN	86	94
MOTOR VEH CRASH	695	558
HOMICIDE - VEHICLE HOMICIDE	1	2
RECKLESS DRIVER	4	0
SCHOOL POST	0	0
VEHICLE STOP	20	25
DISABLED VEHICLE	1	5
BAIT VEHICLE ACTIVATION	0	0
<b>Total</b>	<b>843</b>	<b>719</b>

## 2. Reported Cases, Criminal and Non-Criminal, by Category Continued

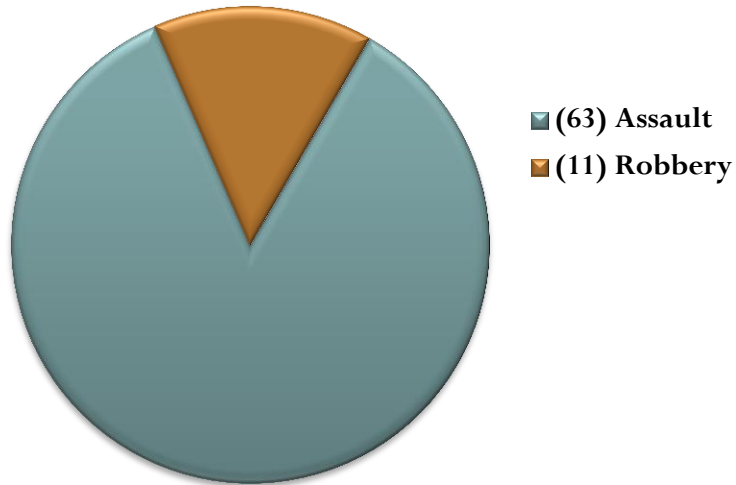
### Non Crime – Public Service Related

Description	1/01/16 to 6/30/16
DRUNK PEDESTRIAN	0
DEAD PERSON	28
MISSING PERSON	44
MISSING PERSON - ALZHEIMERS	0
MISSING PERSON - RECOVERY	5
ABANDONED VEHICLE	5
SUSPICIOUS VEHICLE	1
SUSPICIOUS PERSON	3
INFORMATION	224
CONTACT	0
MENTALLY DISTURBED PERSON	56
DISTURBANCE	17
SUICIDE ATTEMPT	13
JUVENILE TROUBLE	11
DOMESTIC	306
DOMESTIC UNFOUNDED	5
NEIGHBOR TROUBLE	22
ACCIDENTAL INJURY	12

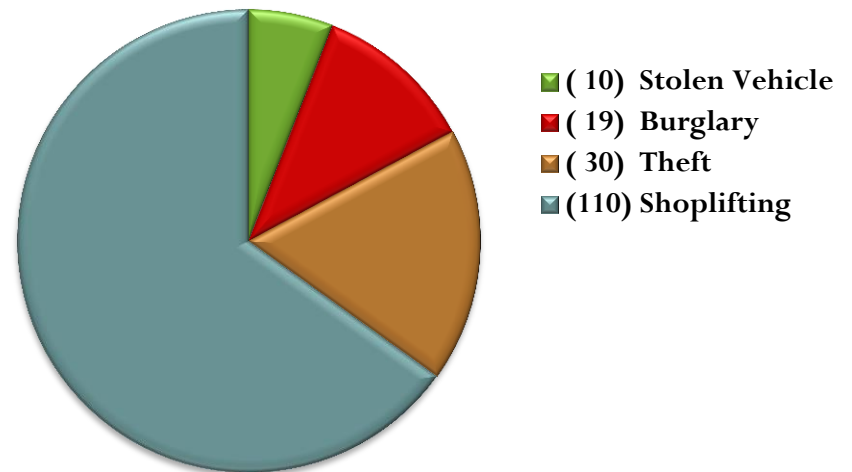
Description (continued)	1/01/16 to 6/30/16
ALARM	865
TRESPASSING	81
CIVIL MATTER	72
POLICE SERVICE CALL	34
ANIMAL CALL	14
LOST/FOUND PROPERTY	173
MAN DOWN/SICK PERSON	14
OVERDOSE	8
ASST TO ANOTHER DEPARTMENT	36
SUSPICIOUS INCIDENT	78
UNWANTED GUEST	3
WELFARE CHECK	4
NOISE	1
PROBLEM SOLVING	0
BUSINESS / RESIDENCE CHECK	0
RESIDENTIAL/EMPLOYMENT CHECK	0
SERVING CIVIL PROCESS	2
<b>Total</b>	<b>2137</b>

### 3. Number and Types of Arrests

**D8 - Village of Wellington**  
**Violent Crime Arrests 01/01/16 - 06/30/16**



**District 8 - Village of Wellington**  
**Property Crime Arrests 01/01/16 - 06/30/16**





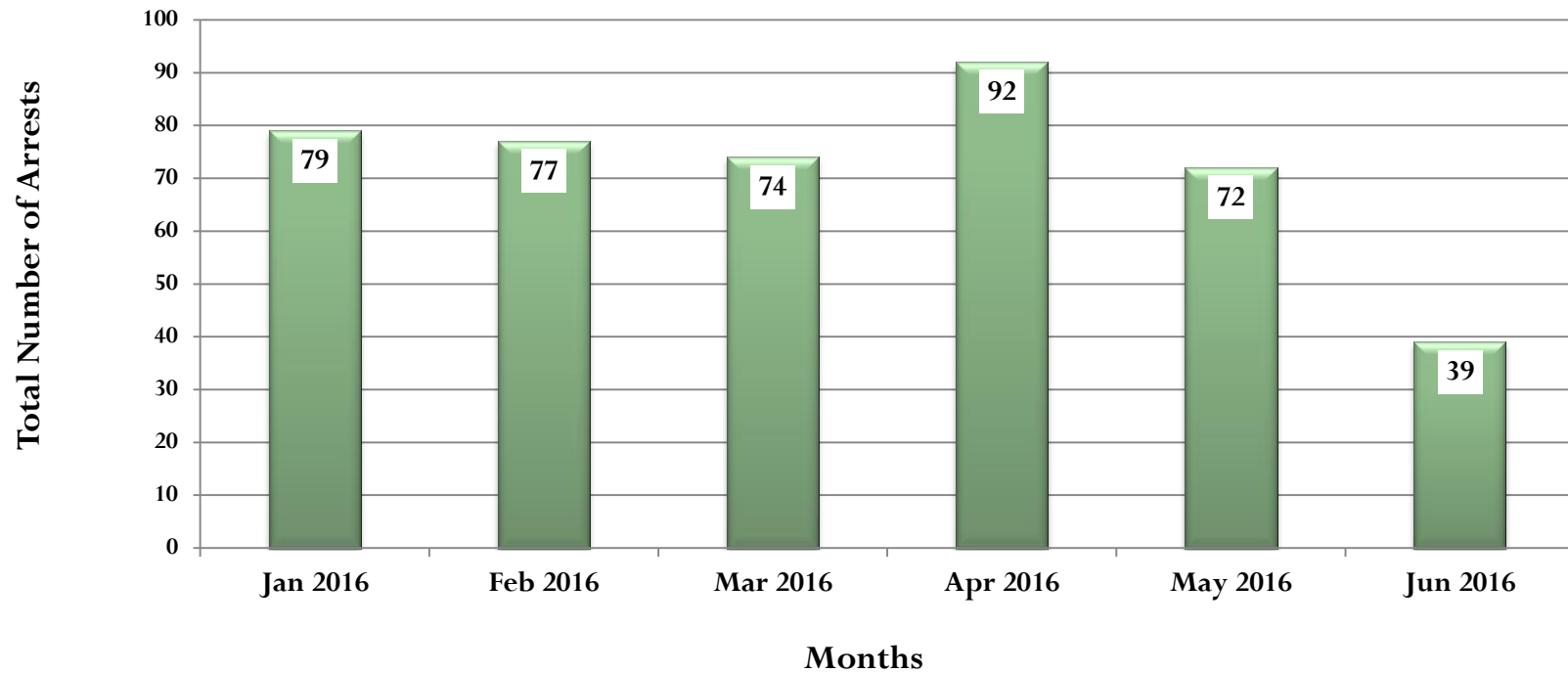
### 3. Number and Types of Arrests Continued

Description	Total Arrests
DUI	32
MISSING PERSON	1
STOLEN VEHICLE	8
STOLEN VEHICLE RECOVERY	2
RECKLESS DRIVER	7
CHILD ABUSE	2
FELONY	9
MISDEMEANOR	45
BURGLARY	19
THEFT/LARCENY	13
ASSAULT	8
DOMESTIC ASSAULT	34
DOMESTIC	14
ROBBERY	11

Description	Total Arrests
LEWD OR LASCIVIOUS ACTS	1
TRESPASSING	13
EMBEZZLEMENT/FRAUD	14
BEVERAGE VIOLATION	3
DRUG CASE	38
SHOPLIFTING	110
CIVIL MATTER	1
ANIMAL CALL	2
ASSIST ANOTHER DEPT	1
STALKING	1
INVESTIGATION	1
SERVING WARRANT/CAPIAS	27
TRAFFIC STOP	16
<b>Total</b>	<b>433</b>

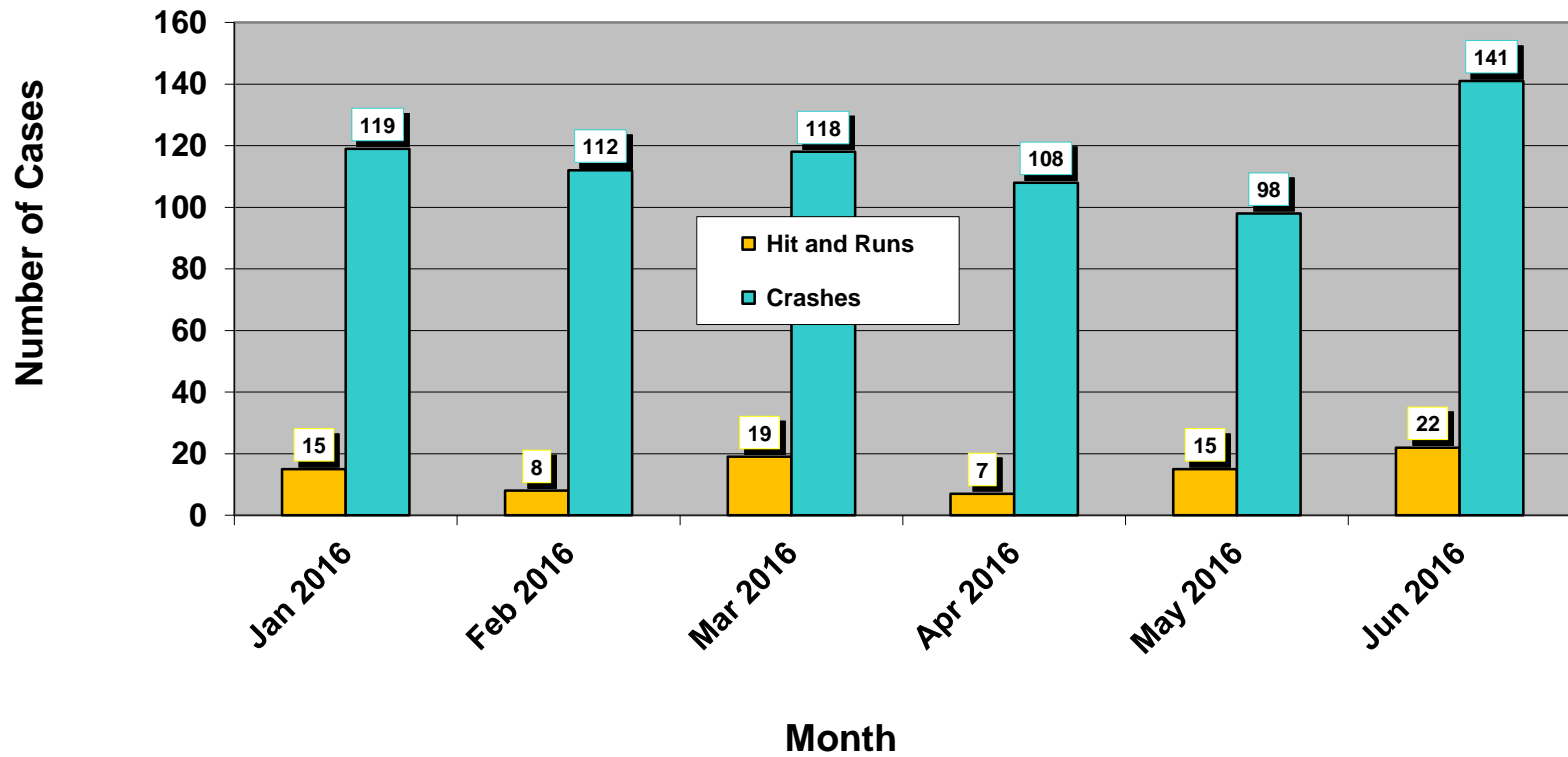
### 3. Number and Types of Arrests Continued

**District 8 - Village of Wellington**  
**Total Arrests 01/01/16 - 06/30/16**

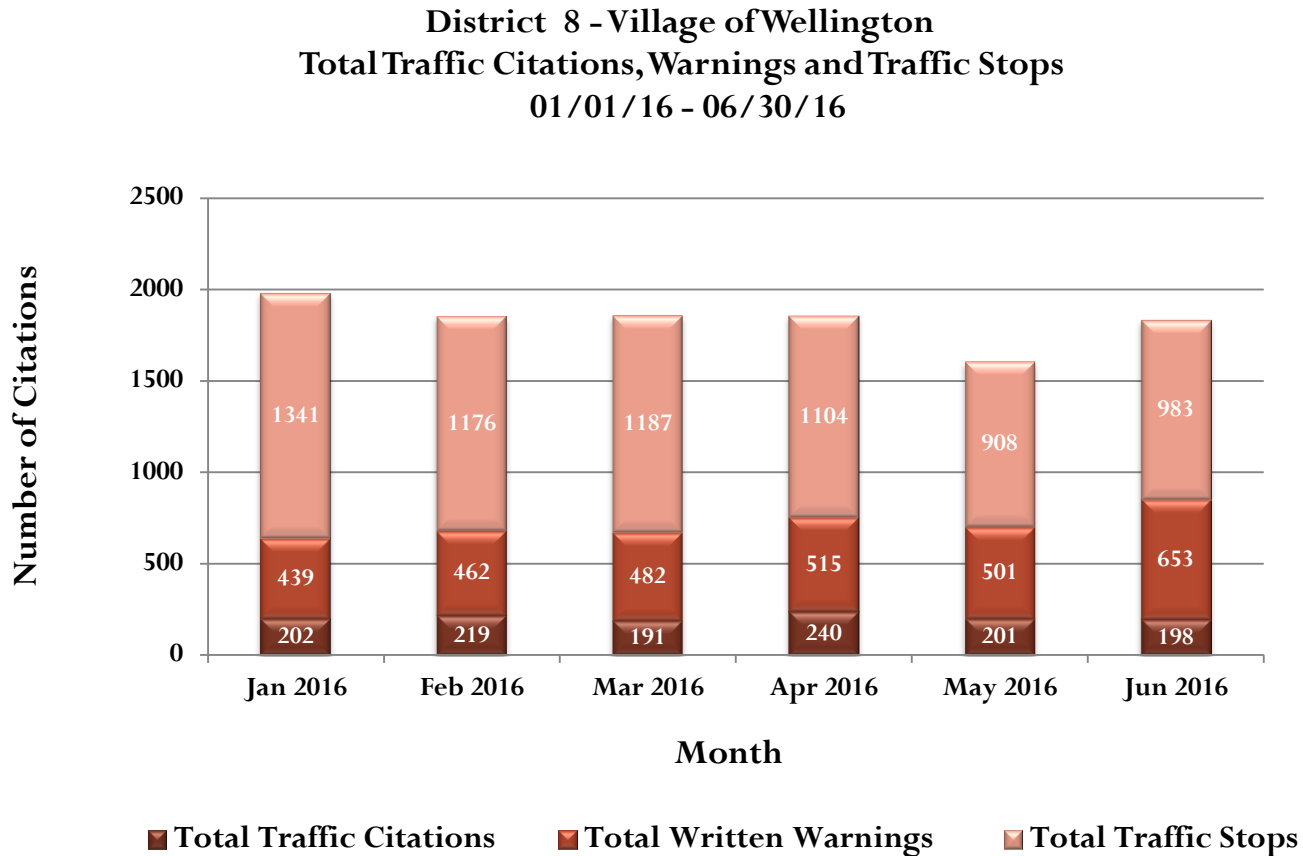


## 4. Traffic Crashes

**PBSO District 8 - Village of Wellington**  
**Total Hit and Run and Crashes by Month 01/01/16 - 06/30/16**



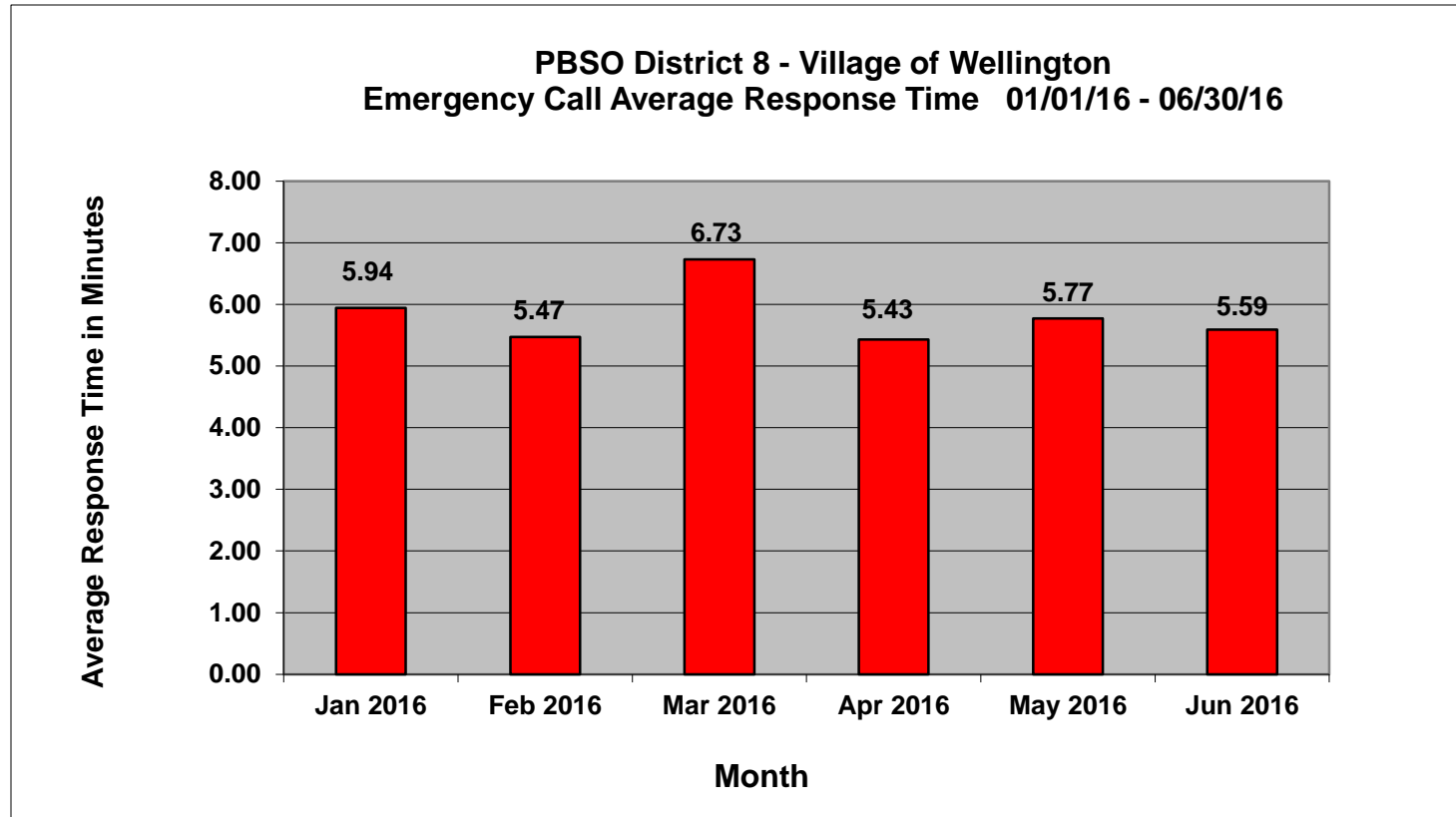
# 5. Traffic Citations, Warnings and Traffic Stops



PBSO Traffic Division wrote an **additional 321 Citations** within District 8 from January through June 2016



## 6. Response Times to Emergency Calls



**Note: Response Times were generated by the Crime View Desktop Application**

Examples of Priority 1 Calls Include (but are not limited to): All In Progress or Just Occurred Crimes + terrorism, armed persons, kidnapping, stalking, missing Alzheimer's persons, abuse, fires, suicides, crashes with injuries, suspicious incidents or persons, alarms.

# 7. Number and Type of Special/Additional Enforcement

- **Annual Holiday Action Plan:**
  - Implemented a “Holiday Action Plan” for the 2015 holiday shopping season, November 27th, 2015 (Black Friday) through January 4th, 2016. The focus of the plan was to prevent robberies, thefts, auto thefts, vehicle burglaries, and retail theft at the Mall at Wellington Green. The mall is Wellington’s premier shopping venue and safety is of paramount importance to PBSO. There were no reported robberies at the mall during the holidays.
- **Traffic Enforcement**
  - In April and May 2016, conducted traffic operations to address numerous dirt-bike complaints from equestrians. Seven juveniles were arrested and their motorcycles were seized for forfeiture.
- **Community Policing:**
  - In March 2016, participated in a Meet and Greet at the Wellington McDonalds.
  - During April 2016, conducted three village employee training sessions. Topics discussed were emergency versus non-emergency situations, requesting assistance, Critical Incidents: Active shooter, suspicious persons, packages and situations, bomb threats and handling angry and/or abusive citizens.
  - In May 2016, in partnership with Palm Beach County Fire Rescue, conducted training at Village Park for 23 Neighborhood Watch groups.
  - During June 2016, in partnership with The Wheels of Wellington, conducted a Bicycle Helmet giveaway.
  - In June 2016, conducted bullying prevention training to camp staff and campers.

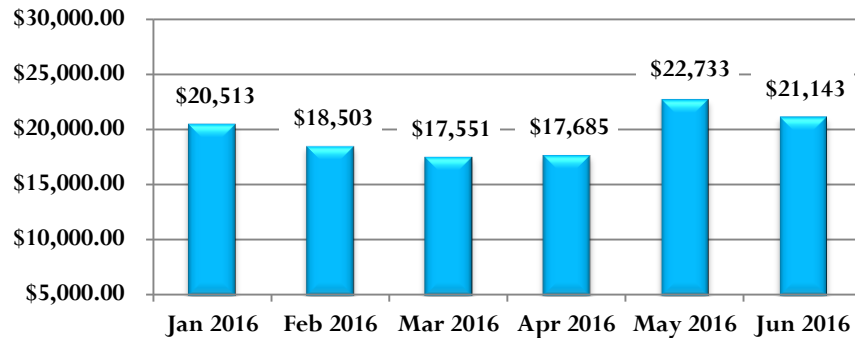
## 8. Law Enforcement Forfeiture Activity

District 8 LETF Semi-Annual Report		01/01/2016 – 06/30/16
<b><u>Property Seized</u></b>		
Currency		\$3,470.00
Vehicles		16
Trailers		0
<b><u>Property Awarded</u></b>		
State		\$0.00
Federal		\$0.00
<b><u>Release Fees</u></b>		
Vehicles		\$4,450.00
<b><u>Total Deposited to LETF</u></b>		\$4,450.00
Final Disbursement Subject to PBSO Attorney Fees and Costs		
Prepared by Lieutenant Andrew Cavanagh		

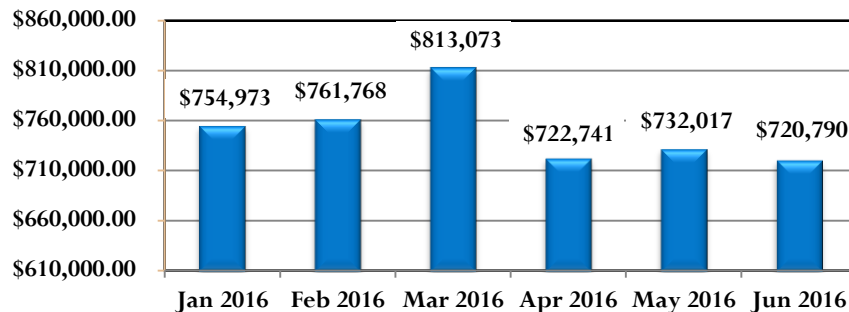
# 9. Monthly Expenditure Reports

	Jan 2016	Feb 2016	Mar 2016	Apr 2016	May 2016	Jun 2016	6 Month Totals
Employee Cost *	\$ 754,972.90	\$ 761,768.27	\$ 813,073.49	\$ 722,740.87	\$ 732,017.15	\$ 720,790.14	\$ 4,505,362.82
Operating Cost	\$ 20,512.68	\$ 18,503.18	\$ 17,551.42	\$ 17,684.86	\$ 22,733.42	\$ 21,143.34	\$ 118,128.90
* Does not include Overtime Cost (listed separately in Item #10) Employee Cost includes all employee cost of base salary, incentive, longevity, holiday pay, shift differential, FICA, retirement, and insurance							

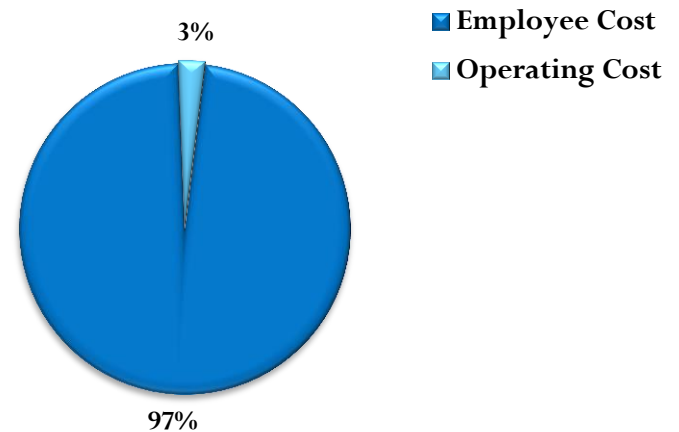
**PBSO District 8 - Village of Wellington**  
**Monthly Expenditure/Operating 01/01/16 - 06/30/16**



**PBSO District 8 - Village of Wellington**  
**Monthly Expenditure/Salaries 01/01/16 - 06/30/16**



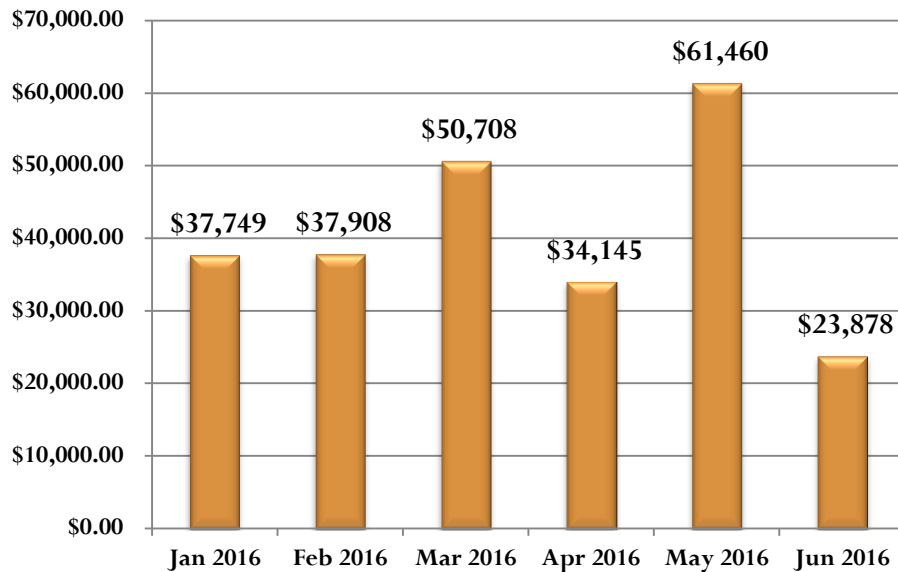
**PBSO District 8 - Village of Wellington**  
**Expenditure Employee Cost Vs. Operating Cost**  
**01/01/16 - 06/30/16**





# 10. Monthly Overtime Reports

PBSO District 8 - Village of Wellington  
Monthly Overtime Cost 01/01/16 - 06/30/16



PBSO District 8 - Village of Wellington  
Regular Salary Vs. Overtime Pay 01/01/16 - 06/30/16

