



PBSO District 8 – Annual Report 2017
January 1st 2017 through December 31, 2017

Table of Contents

1.	Calls for Service (CFS) by Time of Day, Geographic Location, Day of the Week and Call Type..	(pages 3-6)
2.	Reported Cases, Criminal and Non-Criminal, by Category.....	(pages 7-9)
3.	Number and Types of Arrests	(pages 10-12)
4.	Traffic Crashes	(page 13)
5.	Traffic Citations, Warnings and Traffic Stops	(page 14-15)
6.	Commercial Vehicle Enforcement	(page 16)
7.	Community Policing Sites	(page 17)
8.	Internal Affairs Complaints	(page 18)
9.	Law Enforcement Trust Fund (LETf)	(page 18)
10.	Statistical Comparisons – Selected Locations	(page 19)
11.	Response Times to Emergency Calls	(page 20)
12.	Number and Type of Special/Additional Enforcement	(page 21)
13.	Monthly Overtime Report	(page 22)
14.	Goals: Action Plans	(page 23)
15.	Goal – Burglary and Theft	(page 24)
16.	Goal - Traffic Issues	(page 25)

Data was derived from information provided by; the Crime Analysis Unit, Traffic Citation Application, Budget Application, the Response Times Application, an I.T. Arrest Report and Subject Matter Experts from PBSO and other agencies.

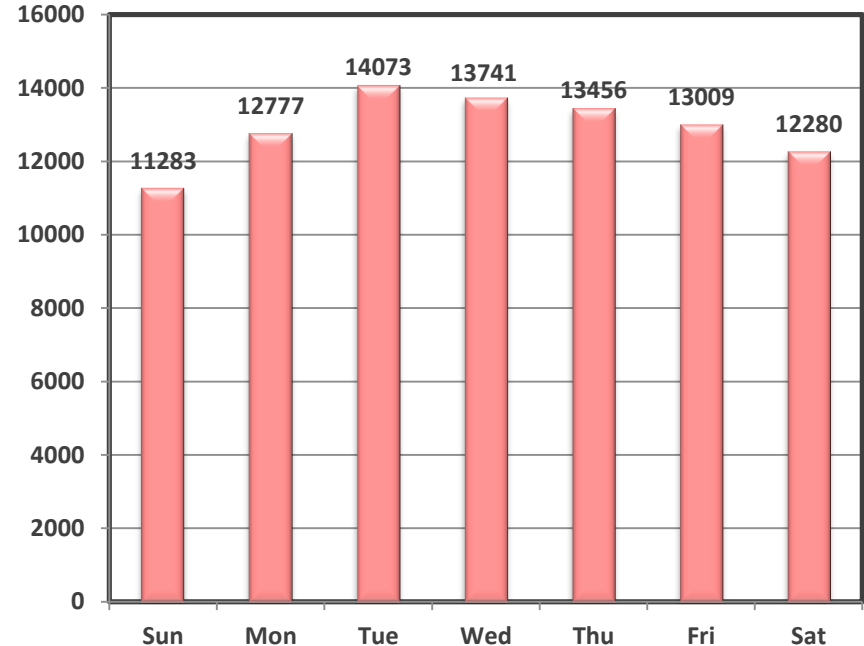
1. Calls for Service (CFS) by Time of Day, Geographic Location, Day of the Week, and Call Type

Time of Day

Hours	Sun	Mon	Tue	Wed	Thu	Fri	Sat	Total
12 AM	556	499	478	562	408	492	545	3540
1 AM	503	538	522	525	529	571	589	3777
2 AM	439	416	535	443	489	445	529	3296
3 AM	474	475	489	434	505	457	454	3288
4 AM	442	375	396	393	366	347	418	2737
5 AM	209	172	223	202	136	194	201	1337
6 AM	135	183	206	184	200	178	129	1215
7 AM	439	719	791	635	687	621	413	4305
8 AM	659	921	1079	829	980	854	813	6135
9 AM	672	874	946	879	880	794	747	5792
10 AM	602	718	874	877	792	785	657	5305
11 AM	512	666	738	858	784	770	629	4957
12 PM	478	643	675	796	672	623	621	4508
1 PM	388	576	637	735	682	622	487	4127
2 PM	449	655	690	809	680	603	522	4408
3 PM	472	566	590	663	652	646	543	4132
4 PM	443	510	558	610	601	543	544	3809
5 PM	365	471	445	500	456	470	444	3151
6 PM	501	454	500	444	450	439	459	3247
7 PM	453	392	456	423	404	400	401	2929
8 PM	568	421	581	458	455	524	545	3552
9 PM	541	554	562	497	545	547	560	3806
10 PM	520	529	520	465	559	557	554	3704
11 PM	463	450	582	520	544	527	476	3562
Total	11283	12777	14073	13741	13456	13009	12280	90619

Day of the Week

2017 Calls for Service (90,619)
By Day of the Week

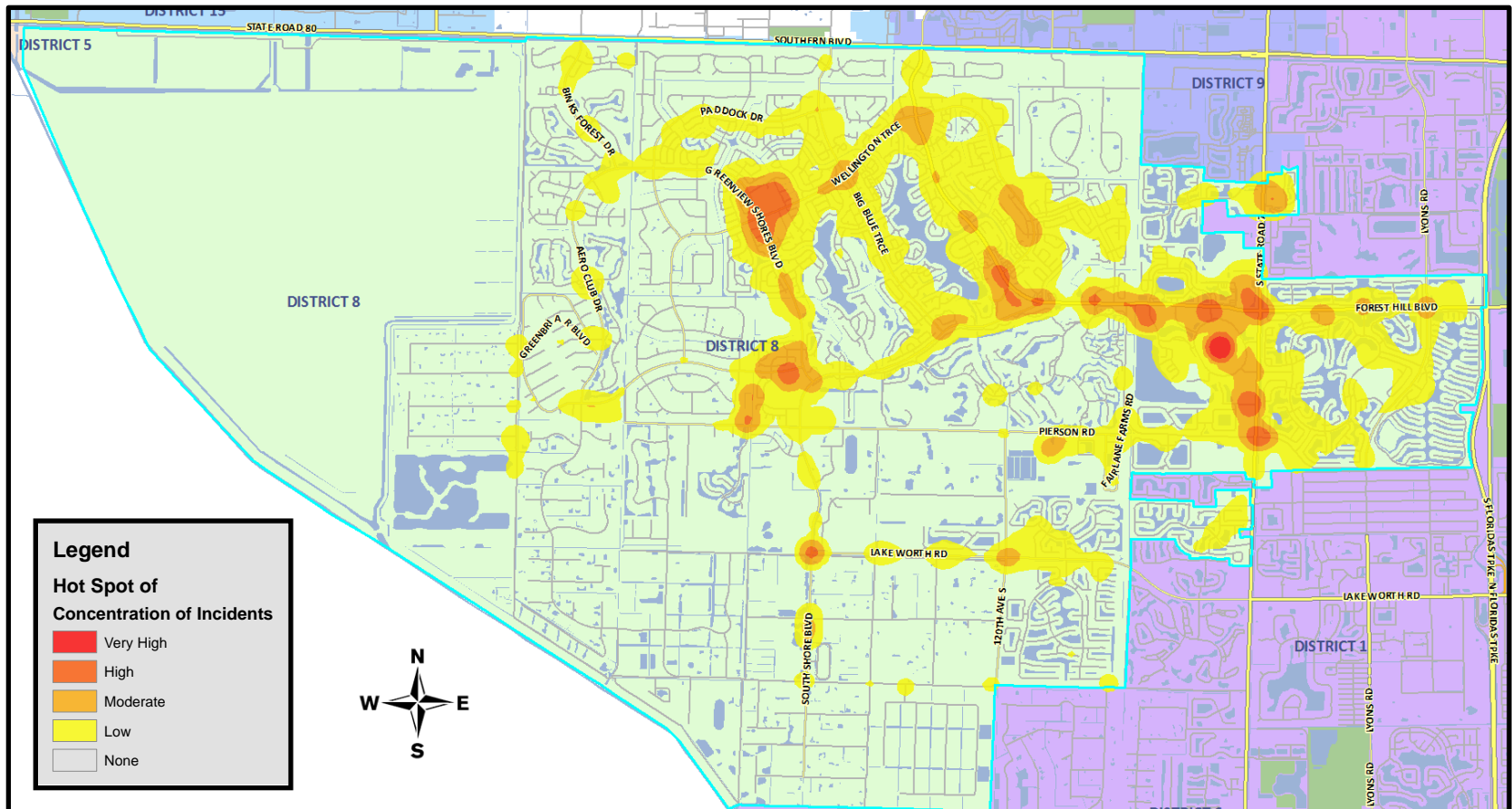


1. Calls for Service (CFS) by Time of Day, Geographic Location, Day of the Week, and Call Type Continued

Geographic Location

Hot Spots are the Highest Concentrations of Multiple Calls for Service; the darker the circle the higher the concentration.

Map shows the hot spots for 2017



1. Calls for Service (CFS) by Time of Day, Geographic Location, Day of the Week, and Call Type Continued

Call Type	2017 Total		Call Type	2017 Total
911 HANG UP	3823		DISTURBANCE	452
ABANDONED VEHICLE	93		DOMESTIC	871
ABUSE	263		DOMESTIC UNFOUNDED	71
ABUSE ON ADULT	14		DROWNING	1
ACCIDENTAL INJURY	47		DRUG CASE	136
ALARM - BURGLARY	1569		DRUNK DRIVER	83
ALARM - FIRE	1		DRUNK PEDESTRIAN	8
ALARM - GOVERNMENT	9		EMBEZZLEMENT/FRAUD	295
ALARM - HOLD UP/PANIC	233		ENVIRONMENTAL CRIME	7
ALARM - MISC/MUNICIPALITY	1200		EXPLOSION / FIRE BOMBING	1
ALARM - WEATHER RELATED	126		FAIL TO REDELIVER HIRED VEHICLE	2
ANIMAL CALL	190		FELONY	50
ASSAULT	129		FIGHT	26
ASSAULT - DOMESTIC RELATED	113		FIRE	60
ASST TO ANOTHER DEPARTMENT	345		FIREWORKS	117
BEVERAGE VIOLATION	3		FORGERY/COUNTERFEIT	12
BURGLARY - BUSINESS	16		GRAFFITI	58
BURGLARY - CONSTRUCTION	5		LEAVING SCENE OF CRASH W/INJURIES	12
BURGLARY - RESIDENCE	93		LEAVING SCENE OF CRASH W/UNK INJURIES	4
BURGLARY - VEHICLE	393		LEAVING SCENE OF CRASH	231
BUSINESS / RESIDENCE CHECK	45611		HOMICIDE - VEHICLE HOMICIDE	6
CHILD MOLESTATION	2		INFORMATION	466
CIVIL MATTER	430		JUVENILE TROUBLE	378
COMMUNITY/SECTOR ACTION PLAN	1		KIDNAPPING/FALSE IMPRISONMENT	1
COMPUTER CRIMES	6		LABOR TROUBLE	1
CONDUCT INVESTIGATION	881		LEWD OR LASCIVIOUS ACTS	15
CONTACT	119		LOST/FOUND PROPERTY	457
CONVOY/ESCORT	2		MAN DOWN/SICK PERSON	265
DEAD PERSON	46		MENTALLY DISTURBED PERSON	148
DISABLED VEHICLE	518		MISDEMEANOR	83

1. Calls for Service (CFS) by Time of Day, Geographic Location, Day of the Week, and Call Type Continued

Call Type	2017		Call Type	2017
MISSING PERSON	105		SERVING CIVIL PROCESS	1381
MISSING PERSON - ALZHEIMERS	7		SERVING WARRANT	163
MISSING PERSON - RECOVERY	25		SEXUAL ASSAULT	17
MOBILE EYES	60		SHOOTING	3
MOTOR VEH CRASH	1357		SHOPLIFTING	348
MOTOR VEHICLE CRASH - DEPT VEH	30		SHOTS FIRED IN AREA	47
MOTOR VEHICLE CRASH - UNK INJURIES	97		SPECIAL DETAIL	2180
MOTOR VEHICLE CRASH - WITH INJURIES	185		STALKING	13
MURDER	2		STOLEN TAG	52
NEIGHBOR TROUBLE	147		STOLEN VEHICLE	154
NOISE	406		STOLEN VEHICLE RECOVERY	25
OBSCENE/HARASSING CALLS	71		SUICIDE	1
OPEN DOOR	115		SUICIDE ATTEMPT	42
OVERDOSE	59		SURVEILLANCE	132
POLICE SERVICE CALL	1630		SUSPICIOUS INCIDENT	385
PRESCRIPTION CASE	3		SUSPICIOUS PERSON	1031
PRISONER TRANSPORT	342		SUSPICIOUS VEHICLE	896
PROBLEM SOLVING - DRUGS	5		THEFT OF AUTO PARTS	1
PROBLEM SOLVING - TRAFFIC	346		THEFT/LARCENY	276
PROWLER/PEEPING TOM	1		TRESPASSING	267
RECKLESS DRIVER	64		UNWANTED GUEST	114
RESIDENTIAL/EMPLOYMENT CHECK	230		VANDALISM	135
ROBBERY - BUSINESS	7		VEHICLE STOP	16236
ROBBERY - PERSON	12		VERBAL THREATS	48
ROBBERY - RESIDENCE	1		VIOLATION PICK-UP	1
ROBBERY - VEHICLE	3		WELFARE CHECK	376
SCHOOL POST	387		Total	90619

Shooting changed from 8 to 3 and Suspicious Incident from 380 to 385.

Shooting is a crime where a person shoots at another person or in the case of a drive-by or similar, where they shoot at vehicles, into buildings, etc. This does not include suicides accidental discharges, shots fired (not at a person), stray rounds (such as New Year's Eve), or an accidental shooting.

2. Reported Cases, Criminal and Non-Criminal, by Category

Crimes Against Persons

Description	2016	2017
ABUSE	152	162
ABUSE ON ADULT	20	8
ASSAULT	104	95
ASSAULT - DOMESTIC RELATED	87	108
CHILD MOLESTATION	0	2
COMPUTER CRIMES	3	4
KIDNAPPING/FALSE IMPRISONMENT	1	1
LEWD OR LASCIVIOUS ACTS	13	9
MURDER	1	1
OBSCENE/HARASSING CALLS	28	30
PROWLER/PEEPING TOM	1	0
ROBBERY - BUSINESS	0	7
ROBBERY - PERSON	16	12
ROBBERY - RESIDENCE	1	1
ROBBERY - VEHICLE	1	3
SEXUAL ASSAULT	14	11
SHOOTING	4	3
STABBING	1	0
STALKING	6	5
VERBAL THREATS	23	23
Total	476	485

Crimes Against Property

Description	2016	2017
BURGLARY - BUSINESS	23	15
BURGLARY - CONSTRUCTION	3	4
BURGLARY - RESIDENCE	107	64
BURGLARY - VEHICLE	295	337
EMBEZZLEMENT/FRAUD	278	219
FIRE	8	18
FORGERY/COUNTERFEIT	20	10
GRAFFITI	21	8
SHOPLIFTING	216	308
STOLEN TAG	37	37
STOLEN VEHICLE	74	113
STOLEN VEHICLE RECOVERY	8	8
THEFT OF AUTO PARTS	6	1
THEFT/LARCENY	242	200
VANDALISM	133	103
Total	1471	1445

Reported Cases are case numbers generated for actual crimes.

2. Reported Cases, Criminal and Non-Criminal, by Category Continued

Crimes Against the State

Description	2016	2017
BEVERAGE VIOLATION	3	3
DRUG CASE	111	129
ENVIRONMENTAL CRIME	2	1
FELONY	18	39
FIGHT	5	1
MISDEMEANOR	86	75
SERVING WARRANT	55	83
SHOTS FIRED IN AREA	1	3
SUICIDE	6	1
Total	287	335

Traffic Related

Description	2016	2017
DISABLED VEHICLE	14	7
DRUNK DRIVER	73	82
LEAVING SCENE OF CRASH WITH INJURIES	13	7
LEAVING SCENE OF CRASH W/UNK INJURIES	4	3
LEAVING SCENE OF CRASH	161	160
HOMICIDE - VEHICLE HOMICIDE	3	6
MOBILE EYES	2	3
MOTOR VEH CRASH	1082	1096
MOTOR VEH CRASH - DEPT VEH	27	30
MOTOR VEH CRASH - UNK INJURIES	68	56
MOTOR VEH CRASH - WITH INJURIES	194	165
RECKLESS DRIVER	5	2
VEHICLE STOP	38	36
Total	1687	1653

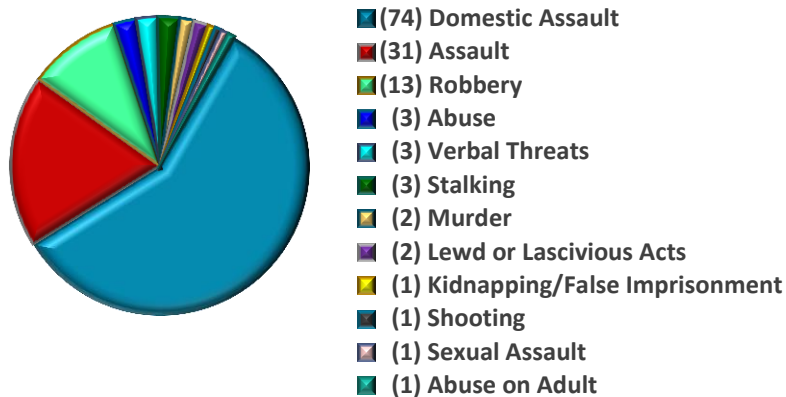
2. Reported Cases, Criminal and Non-Criminal, by Category Continued

Non Crime – Public Service Related

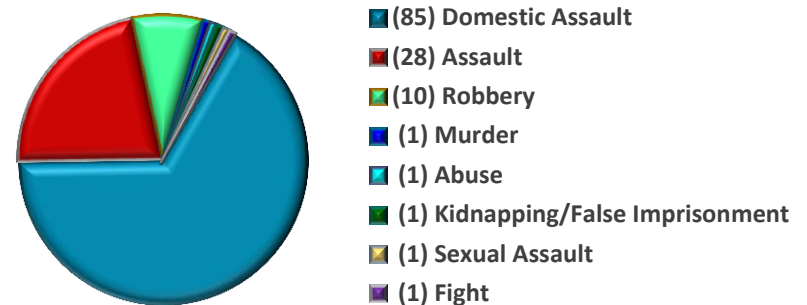
Description	2016	2017		Description	2016	2017
911 HANG UP	1	1		MENTALLY DISTURBED PERSON	122	144
ABANDONED VEHICLE	8	13		MISSING PERSON	69	56
ACCIDENTAL INJURY	19	25		MISSING PERSON - ALZHEIMERS	3	3
ALARM	1673	1680		MISSING PERSON - RECOVERY	13	6
ANIMAL CALL	24	15		NEIGHBOR TROUBLE	35	30
ASST TO ANOTHER DEPARTMENT	70	56		NOISE	1	3
BUSINESS / RESIDENCE CHECK	0	3		OPEN DOOR	8	11
CIVIL MATTER	143	135		OVERDOSE	38	53
CONTACT	0	1		POLICE SERVICE CALL	56	43
DEAD PERSON	53	42		SERVING CIVIL PROCESS	4	2
DISTURBANCE	50	51		SUICIDE ATTEMPT	29	26
DOMESTIC	599	578		SUSPICIOUS INCIDENT	165	142
DOMESTIC UNFOUNDED	9	4		SUSPICIOUS PERSON	8	16
DROWNING	2	1		SUSPICIOUS VEHICLE	4	11
INFORMATION	432	407		TRESPASSING	160	181
JUVENILE TROUBLE	16	30		UNWANTED GUEST	6	5
LOST/FOUND PROPERTY	352	365		WELFARE CHECK	12	12
MAN DOWN/SICK PERSON	30	25		Total	4214	4176

3. Number and Types of Arrests

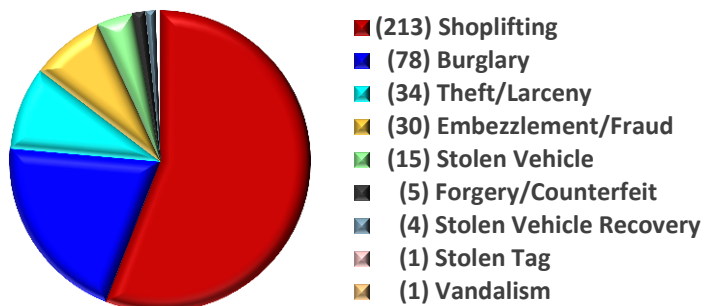
District 8 - Village of Wellington
2016 Person Crime Arrests (128)



District 8 - Village of Wellington
2017 Person Crime Arrests (128)



District 8 - Village of Wellington
2016 Property Crime Arrests (381)



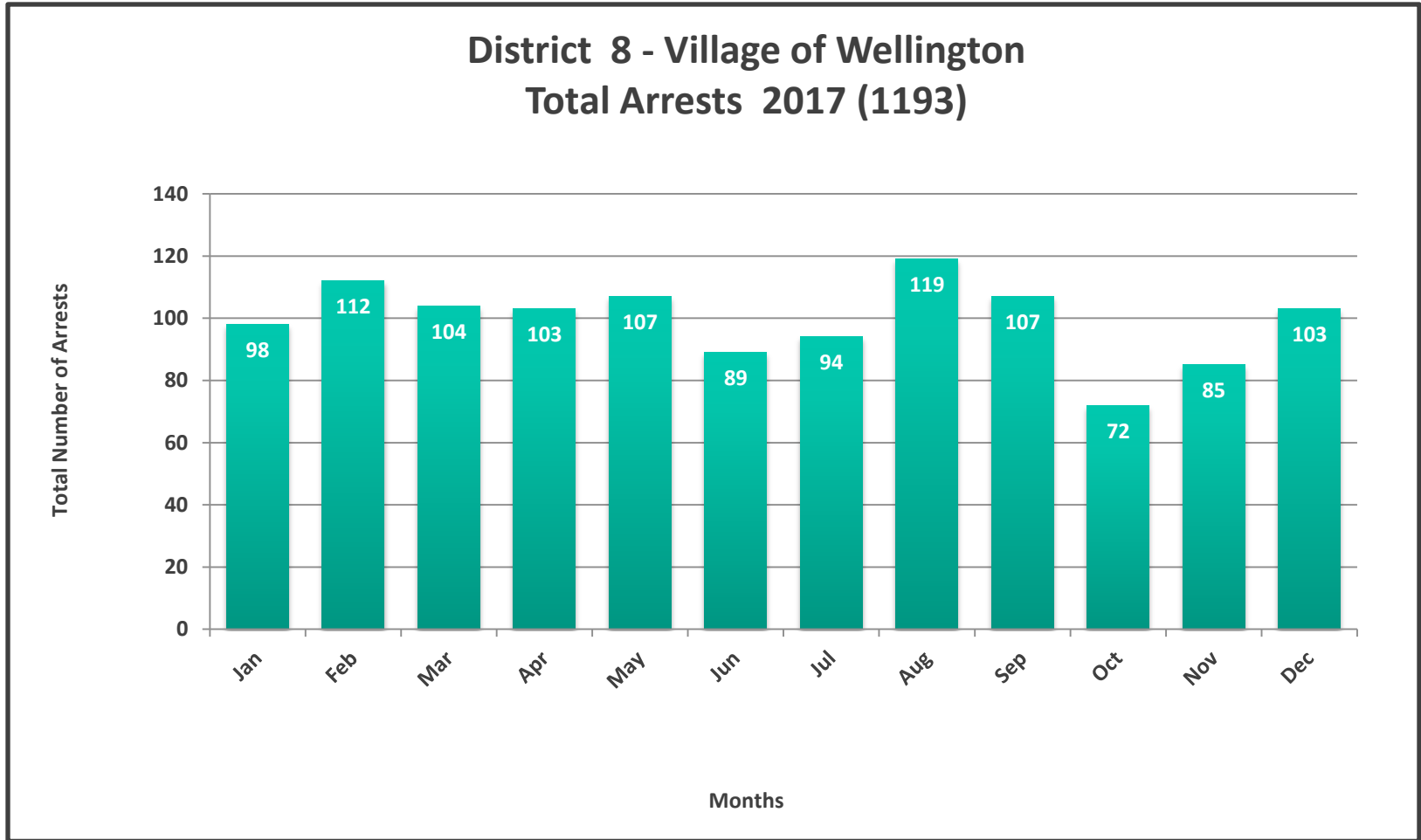
District 8 - Village of Wellington
2017 Property Crime Arrests (470)



3. Number and Types of Arrests Continued

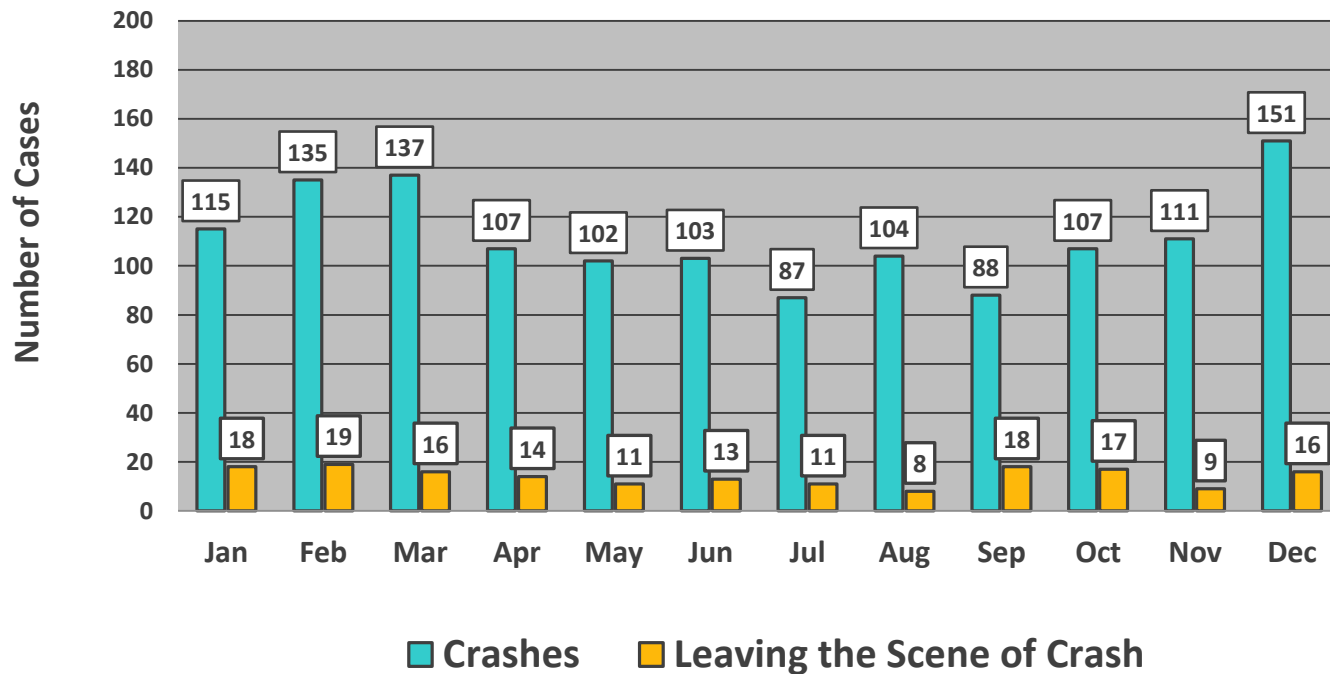
Description	2016	2017		Description	2016	2017
ABUSE	3	1		MENTALLY DISTURBED PERSON	1	0
ABUSE ON ADULT	1	0		MISDEMEANOR	193	72
ACCIDENTAL INJURY	1	0		MISSING PERSON	7	4
ALARM - BURGLARY	4	0		MOBILE EYES	3	2
ALARM - HOLD UP/PANIC	0	1		MOTOR VEH CRASH	0	1
ANIMAL CALL	3	0		MURDER	2	1
ASSAULT	24	28		RECKLESS DRIVER	13	0
ASSAULT - DOMESTIC RELATED	74	85		ROBBERY - BUSINESS	0	1
ASST TO ANOTHER DEPARTMENT	1	2		ROBBERY - PERSON	11	8
BEVERAGE VIOLATION	3	4		ROBBERY - RESIDENCE	1	0
BURGLARY - BUSINESS	5	4		ROBBERY - VEHICLE	1	1
BURGLARY - RESIDENCE	21	17		SERVING WARRANT	56	103
BURGLARY - VEHICLE	52	84		SEXUAL ASSAULT	1	1
CIVIL MATTER	1	2		SHOOTING	1	0
CONDUCT INVESTIGATION	5	4		SHOPLIFTING	213	289
DISABLED VEHICLE	1	0		SPECIAL DETAIL	1	0
DISTURBANCE	1	3		STALKING	3	0
DOMESTIC	20	24		STOLEN TAG	1	1
DOMESTIC UNFOUNDED	1	0		STOLEN VEHICLE	15	25
DRUG CASE	120	147		STOLEN VEHICLE RECOVERY	4	3
DRUNK DRIVER	66	79		SUSPICIOUS INCIDENT	2	1
EMBEZZLEMENT/FRAUD	30	14		SUSPICIOUS PERSON	1	1
FELONY	25	97		SUSPICIOUS VEHICLE	1	1
FIGHT	0	1		THEFT/LARCENY	34	24
FIRE	0	4		TRESPASSING	20	22
FORGERY/COUNTERFEIT	5	2		UNWANTED GUEST	0	1
INFORMATION	1	2		VANDALISM	1	3
KIDNAPPING/FALSE IMPRISONMENT	1	1		VEHICLE STOP	34	22
LEWD OR LASCIVIOUS ACTS	2	0		VERBAL THREATS	3	0
LOST/FOUND PROPERTY	1	0		Total	1095	1193

3. Number and Types of Arrests Continued

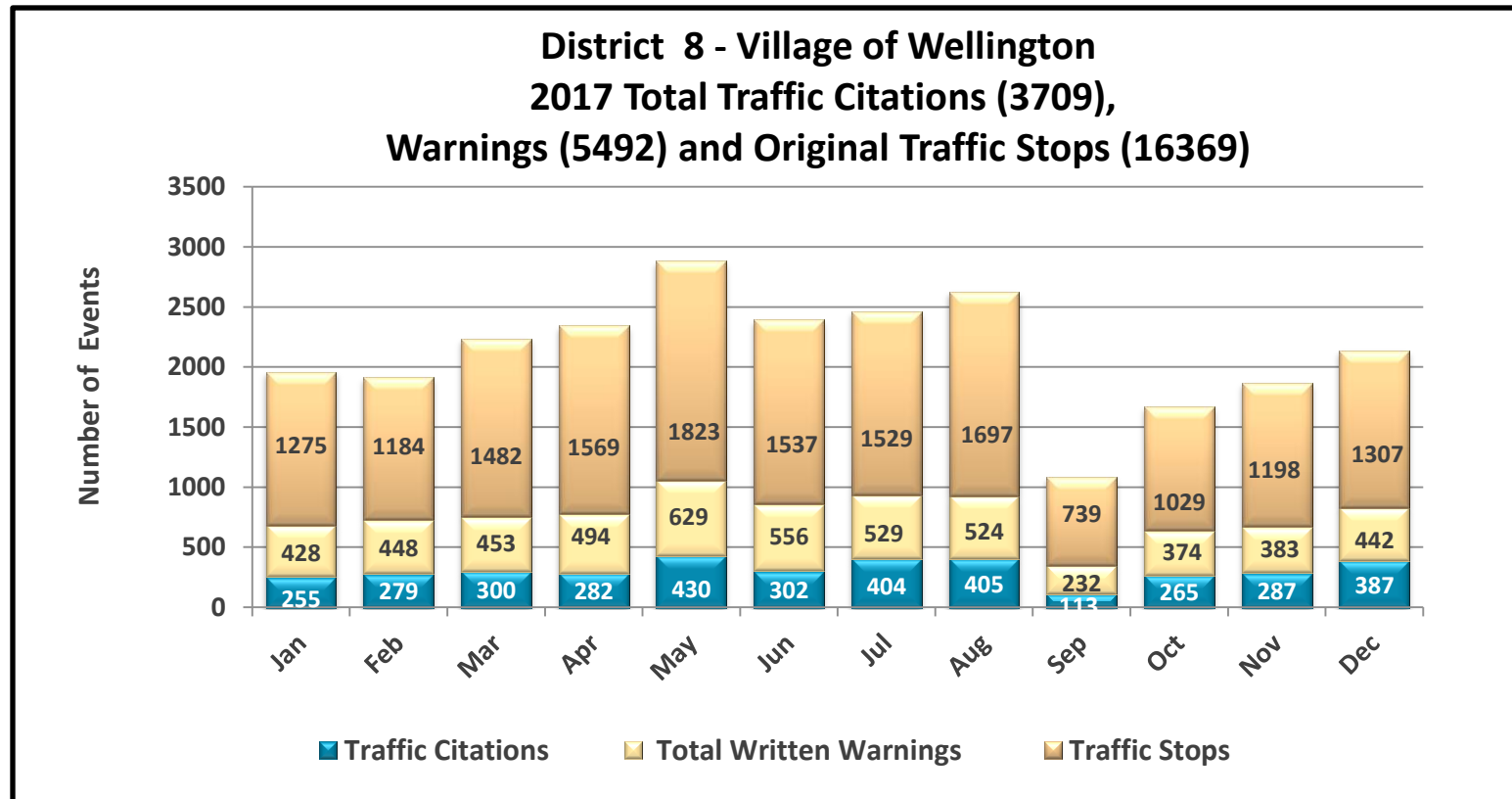


4. Traffic Crashes

PBSO District 8 - Village of Wellington
2017 Total Crashes (1347) and Leaving the Scene of a Crash (170) by Month



5. Traffic Citations, Warnings and Traffic Stops

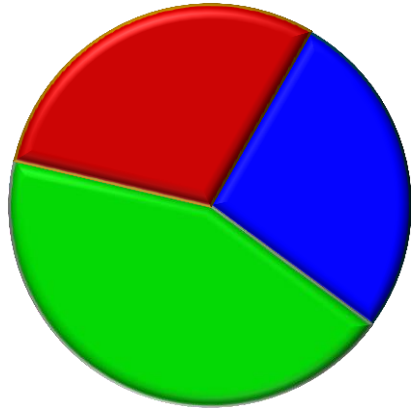


The drop in statistics during September and October was due to storm related responsibilities and assignments.

Original Traffic Stops (16,369) are the actual number of traffic stops made. The number of Final Traffic Stops (16,236) may be smaller if its final signal is changed from a traffic stop to that of a Misdemeanor, Felony, DUI, etc.

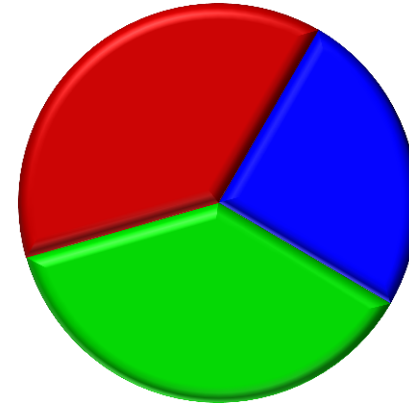
5. Traffic Citations, Warnings and Traffic Stops Continued

District 8 - Village of Wellington
2016 Citations & Warnings



■ (3,420) Citations
■ (5,572) Written Warnings
■ (3,797) Verbal Warnings

District 8 – Village of Wellington
2017 Citations & Warnings



■ (3,709) Citations
■ (5,492) Written Warnings
■ (5,582) Verbal Warnings

2017 Citations	8.45%	higher	(3,709)	than	2016 (3,420).
2017 Written Warnings	1.43%	lower	(5,492)	than	2016 (5,572).
2017 Verbal Warnings	47%	higher	(5,582)	than	2016 (3,797).

6. Commercial Vehicle Enforcement

- **2017 Commercial Vehicle Enforcement:**

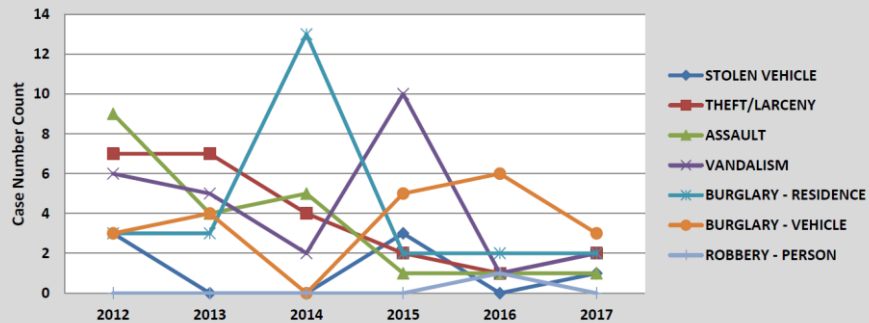
- Ensures commercial vehicle compliance with Village permits and ordinances.
- Monitors the movement of hazardous materials along the roadways.
- Removes hazardous vehicles from the roadway before an accident or injury occurs.
- Makes drivers more attentive to maintaining their vehicles in proper working condition.

- **2017 Accomplishments:**

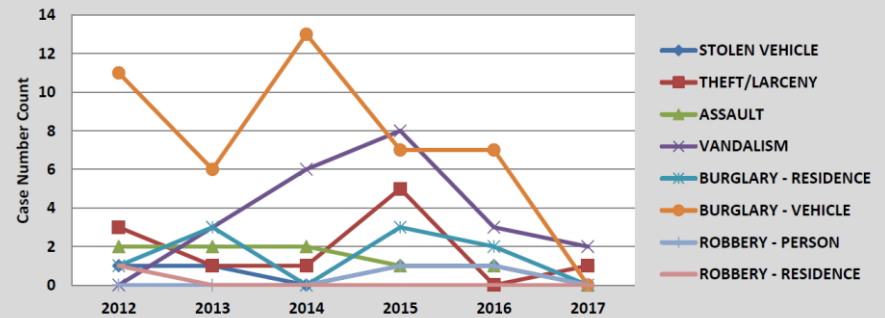
District-8 Village of Wellington													
Commercial Motor Vehicle (CMV) Year-to-Date (YTD) Report: 2017													
Month	Vehicles			Vehicle Type			Out-of-Service		Warnings		Citations		Arrests
	Stopped	Inspected	Post Crash Inspection	Other	HazMat	Manure	Driver	Vehicle	Verbal	Written	DOT	State	
Total	854	854	5	677	40	137	18	114	486	1561	9	55	2

7. Community Policing Sites

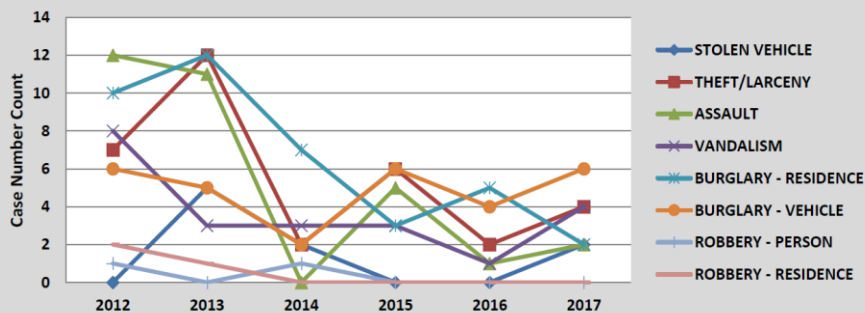
Goldenrod Rd/Hyacinth Pl



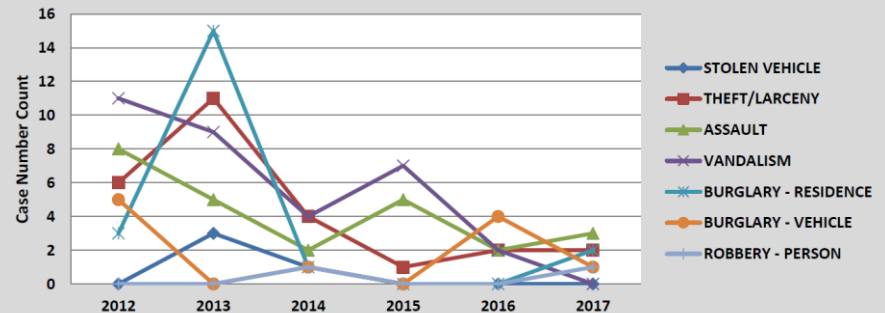
Hawthorne Pl



White Pine Dr & 12th Fairway



Yarmouth



Graphs prepared by CAU. Note: 2012 does not include 01/01/12 through 01/06/12.

8. Internal Affairs Complaints

During 2017, the PBSO Internal Affairs Division investigated 12 complaints:

- **Four Administrative Investigations with dispositions of:**
 - 1 Deputy retired while under Investigation.
 - 1 Last Chance Agreement.
 - 1 Loss of vehicle.
 - 328 combined hours of Suspensions.
- **Six Incident Reviews all with dispositions of:**
 - No Action Warranted.
- **Two Personnel Complaint Administrative Investigations with dispositions of:**
 - 1 Written Reprimand.
 - 1 No Discipline.

9. Law Enforcement Trust Fund (LETf)

Property Awarded:

State: \$2,905.97 (From a Fiscal Year (FY) 2016 seizure awarded in FY 2017).

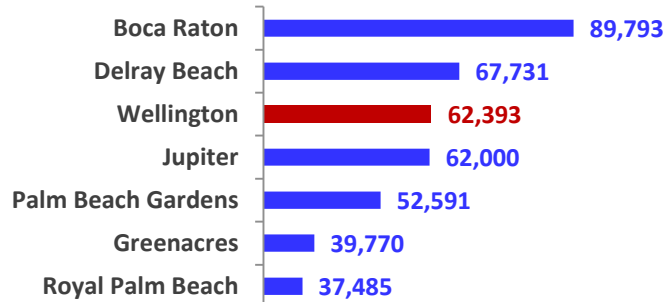
Total Deposited to LETf: \$2,095.97

Final Disbursement subject to PBSO Attorney Fees and Costs.

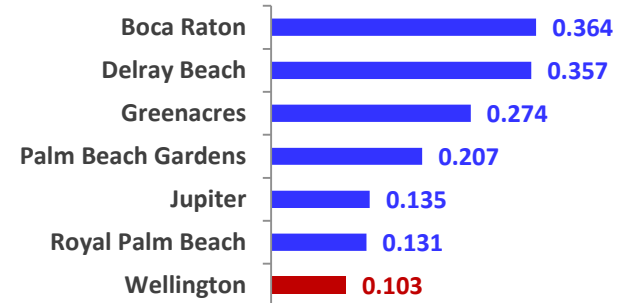
Prepared by Captain Andrew Cavanagh

10. Statistical Comparisons – Selected Locations

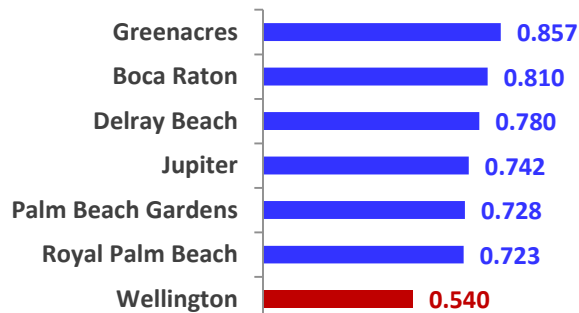
Population



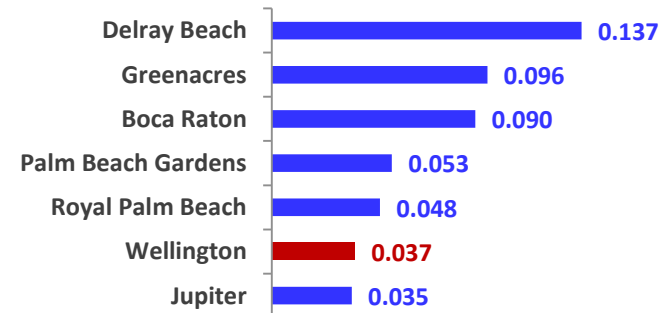
Residential Burglaries Per 100 Residents



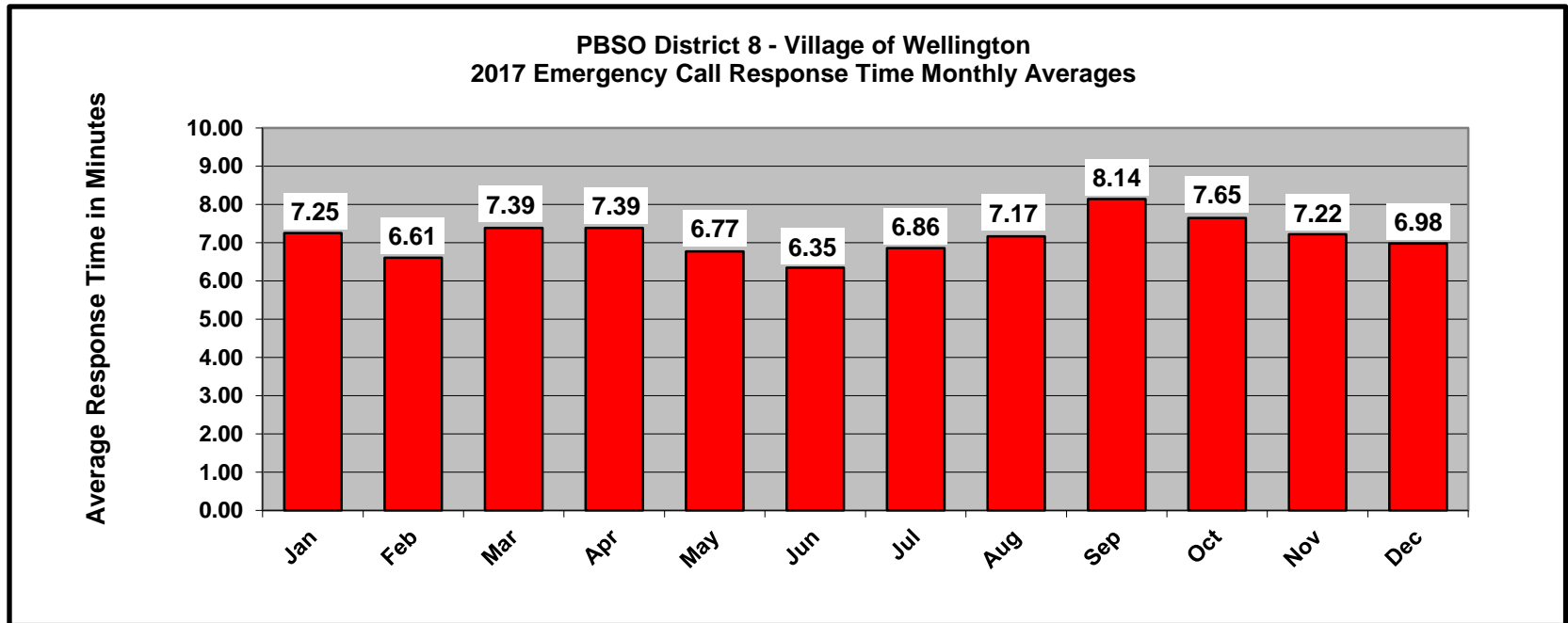
Vehicle Burglaries Per 100 Residents



Robberies Per 100 Residents



11. Response Times to Emergency Calls



Response Times for Priority 1 (Emergency) Calls were generated by the Crime View Desktop Application.

Priority 1 Calls include, but are not limited to, crimes that are in-progress, have just occurred or require immediate response.

12. Number and Type of Special/Additional Enforcement

- **Annual Holiday Action Plan:**

- Implemented a “Holiday Action Plan” for the 2017-2018 holiday shopping season, November 25th, 2017 (Black Friday) through December 26th, 2017. The focus of the plan was to prevent robberies, thefts, auto thefts, vehicle burglaries, and retail theft at the Mall at Wellington Green. The mall is Wellington’s premier shopping venue and safety is of paramount importance to PBSO. There was one strong arm robbery reported and both suspects were apprehended and arrested the same day.

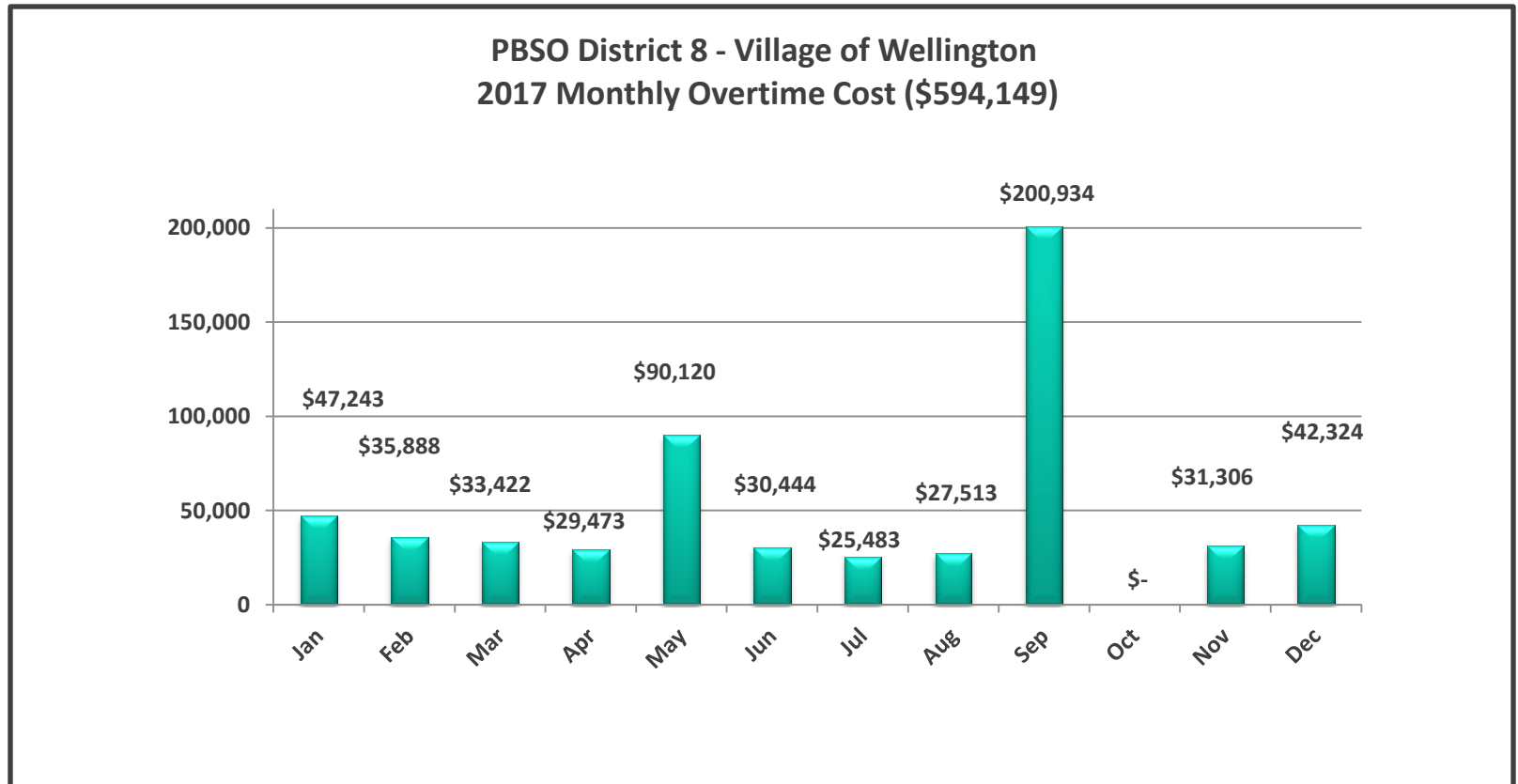
- **Operations:**

- During 2017, District personnel participated in a variety of suppression operations, targeting various criminal activities (Robbery, Burglary, Vehicle Thefts, Speeding, DUI, underage liquor sales, etc.). These operations were, in no specific order; Operation Bump, Operation Deadbolt, Operation Safe School Zones, Operation Spring Cleanup, Operation Vigilance, Operation Vigilant Guardian and Operation Wild Stallion.

- **Community Policing (CP):**

- During 2017, District personnel participated in a variety of community oriented public service activities.
 - Saving Wellington’s Children.
 - First Responder Child Safety Event.
 - Binks Forest Elementary Career Day.
 - Memorial Day Parade.
 - Focus on Autism.
 - Day with Special Needs Person (tours and gifts).
 - Pierson Park July 4th Event.
 - LEO Field Day with Boys and Girls Club.
 - Summer Camp “Bullying” training and discussions.
 - Coffee with a COP (Starbucks).
 - Hurricane Irma preparation, coverage & clean-up.
 - Civics 101 Discussion.
 - National Night Out.
 - Homecoming Parade.
 - Fall Festival.
 - Hometown Food Drive.
 - Palms West Pediatric Halloween Party.
 - Veteran’s Day Parade.
 - Thanksgiving food distribution.
 - Jingle Bell Run and Toy Collection/Distribution.
 - Shop With A Cop.
 - Palms West Hospital Holiday Gifts with Santa.

13. Monthly Overtime Report



September 2017 overtime reflects adjustments made to fiscal year end due to the hurricane.

14. Goals: Action Plans

2018 Action Plans

- **Burglary and Theft Crimes:**
 - Maintain Burglary and Theft crimes less than 1,000 cases in 2018.
 - Clear at least 10% of burglaries by arrest.
- **Traffic Safety:**
 - Maintain a crash rate of less than 3.0 crashes per 100 residents in 2018.

Burglary and Theft crimes are the combined total number of 2017 Burglary, Shoplifting and Theft/Larceny cases.

15. Goal - Burglary and Theft

- **Performance Goals:**
 - **Maintain Burglary and Theft crimes less than 1,000 cases in 2018.**
 - **Clear at least 10% of burglaries by arrest.**
- **Result:**
 - **Burglary and Theft crimes increased 4.74% in 2017 (928) versus 2016 (886).**
 - **Of the 420 burglaries in 2017, 23.80% were cleared by arrest (100).**
 - **Residential Burglary decreased by 40.18% in 2017 (64) versus 2016 (107).**

16. Goal - Traffic Issues

- **Performance Goal:**
 - **Maintain a Crash Rate (CR) of less than 3.0 crashes per 100 Village Residents.**
- **Result:**
 - **Crashes decreased 1.87% in 2017 (1,523) versus 2016 (1,552).**
 - **Per 100 residents, the 2017 CR was 2.456 versus 2.586 in 2016.**
 - **The 2017 CR decreased 5.02% from the 2016 CR.**
 - **Original Traffic Stops increased 18.75% in 2017 (16,369) versus 2016 (13,785).**

Village Residents assumes a Village of Wellington population of 62,000 in 2017 and 60,000 in 2016.