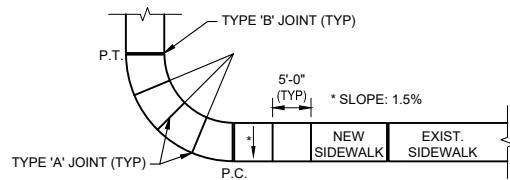
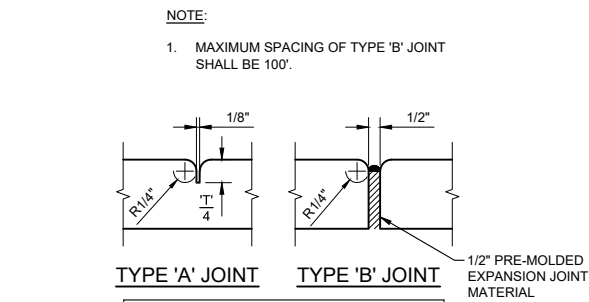


1 SAMPLING POINT - TAP WATERMAIN  
C5-1 NTS



2 SAMPLING POINT - CUT INTO EXISTING SERVICE  
C5-1 NTS

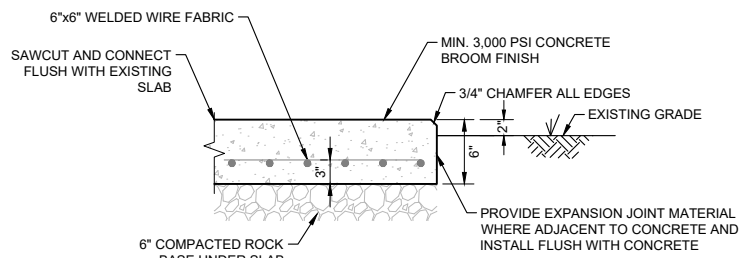


5 CONCRETE PAD  
C5-1 NTS

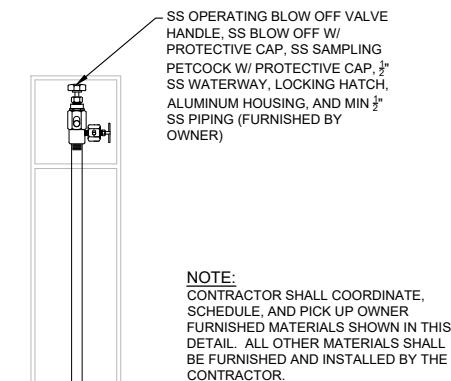
TABLE OF SIDEWALK THICKNESS - 'T'	
LOCATION	'T'
RESIDENTIAL AREAS	4"
AT DRIVEWAYS AND OTHER AREAS	6"

NOTE:  
RECONSTRUCTED SIDEWALK SHALL BE FULLY ADA COMPLIANT  
AND IN ACCORDANCE WITH FDOT INDEX 310

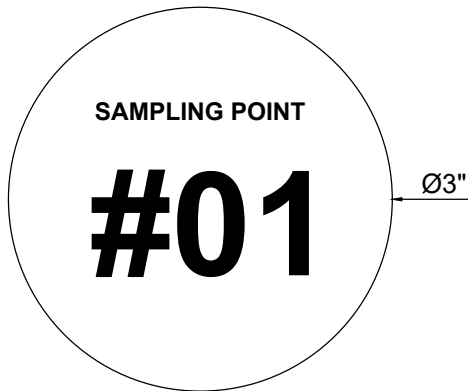
4 CONCRETE SIDEWALK  
C5-1 NTS



6 OWNER FURNISHED SAMPLING POINT  
C5-1 NTS

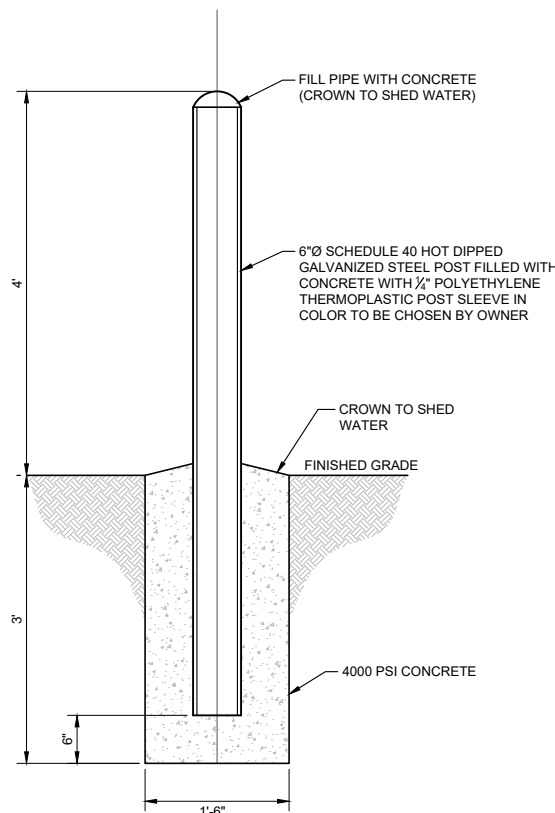


7 BOLLARD DETAIL  
C5-1 NTS



NOTE:  
NUMBER VARIES TO MATCH SAMPLE  
POINT # AT EACH LOCATION.

3 3" BRASS BENCHMARK  
C5-1 NTS



#### DETAILS

PLOT DATE: Nov 20, 2018 - 8:40am XREFS: IMAGES:

BAR IS EQUAL TO ONE INCH  
ON ORIGINAL DRAWING  
ADJUST ALL SCALED  
DIMENSIONS ACCORDINGLY

CADD FILE:  
F:\well\wellsamp\Cad\DWG\1  
SAMP001 C5-1.dwg

NO.	DATE	BY	REVISION

SEAL
JOHN P. CAIRNES FLORIDA P.E. NO. 74737
DATE

FLORIDA E.B. NO. 48

**MOCK • ROOS**  
CONSULTING ENGINEERS

5720 Corporate Way, West Palm Beach, Florida 33407 (561) 683-3113, www.MockRoos.com

FLORIDA L.B. NO. 48

FIELD: ---
DRAWN: TDT
DESIGN: JPC
APPR: GGG
SCALE: AS SHOWN

PERMANENT WATERMAIN  
SAMPLING POINT  
CONSTRUCTION DRAWINGS  
VILLAGE OF WELLINGTON  
PALM BEACH COUNTY, FLORIDA

DATE: OCTOBER 2018
P.A. NO. B8703.00
DWG. NO. 44-40-13-03
SHEET: C5-1