



PBSO District 8 - Annual Report 2018
January 1st 2018 through December 31, 2018

Table of Contents

1.	Calls for Service (CFS) by Time of Day, Geographic Location, Day of the Week and Call Type..	(pages 3-6)
2.	Reported Cases, Criminal and Non-Criminal, by Category.....	(pages 7-9)
3.	Number and Types of Arrests	(pages 10-12)
4.	Traffic Crashes	(page 13)
5.	Traffic Citations, Warnings and Traffic Stops	(page 14-15)
6.	Commercial Vehicle Enforcement	(page 16)
7.	Community Policing Sites	(page 17)
8.	Internal Affairs Complaints	(page 18)
9.	Law Enforcement Trust Fund (LETf)	(page 18)
10.	Statistical Comparisons – to Similar Situated Communities	(page 19)
11.	Response Times to Emergency Calls	(page 20)
12.	Action Plans, Operations and Special Initiatives	(page 21)
13.	Monthly Overtime Report	(page 22)
14.	2019 Law Enforcement Service Plan Objectives	(page 23)
15.	Performance Goals – Burglary and Theft	(page 24)
16.	Performance Goal - Traffic Issues	(page 25)

Data was derived from information provided by; the Crime Analysis Unit, Traffic Citation Application, Budget Application, the Response Times Application, an I.T. Arrest Report and Subject Matter Experts from PBSO and other agencies.

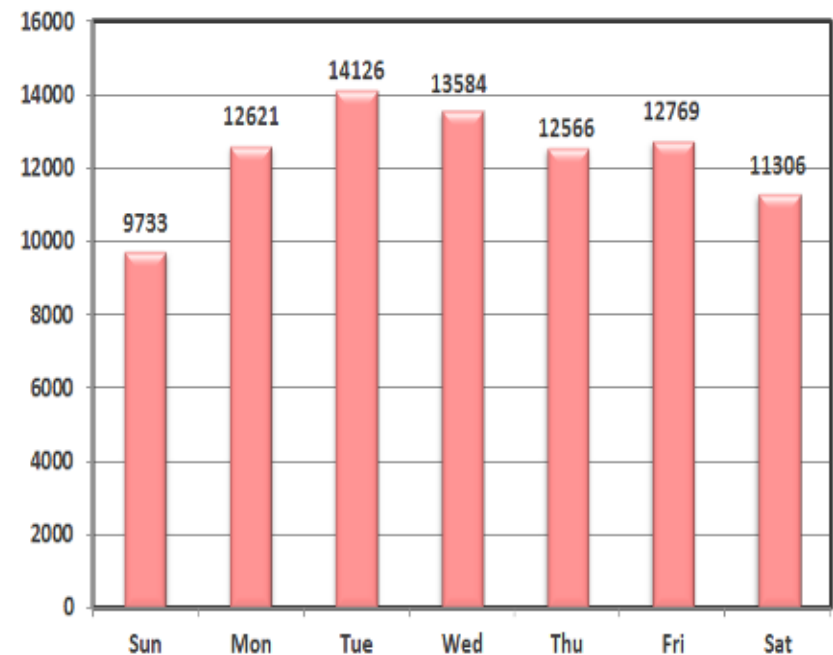
1. Calls for Service (CFS) by Time of Day, Geographic Location, Day of the Week, and Call Type

Time of Day

Hours	Sun	Mon	Tue	Wed	Thu	Fri	Sat	Total
12 AM	494	501	480	524	453	436	470	3358
1 AM	480	435	493	523	555	492	524	3502
2 AM	375	382	496	469	526	487	458	3193
3 AM	375	394	472	493	489	365	351	2939
4 AM	291	358	445	416	334	332	320	2496
5 AM	97	98	99	112	95	120	118	739
6 AM	99	119	140	147	134	127	80	846
7 AM	315	543	768	629	637	662	373	3927
8 AM	494	863	1098	874	945	974	642	5890
9 AM	599	895	1056	874	863	924	698	5909
10 AM	548	825	782	839	824	816	711	5345
11 AM	489	693	766	900	725	722	624	4919
12 PM	409	608	659	664	554	555	569	4018
1 PM	367	652	753	698	603	636	460	4169
2 PM	421	679	864	787	612	603	488	4454
3 PM	410	637	676	741	620	666	503	4253
4 PM	349	620	665	611	603	565	490	3903
5 PM	376	479	444	474	417	431	398	3019
6 PM	385	400	437	422	391	394	418	2847
7 PM	389	411	424	408	355	392	416	2795
8 PM	505	547	533	509	471	487	542	3594
9 PM	461	539	540	519	491	535	560	3645
10 PM	513	473	519	496	450	514	554	3519
11 PM	492	470	517	455	419	534	539	3426
Total	9733	12621	14126	13584	12566	12769	11306	86705

Day of the Week

2018 Calls for Service (86,705)
By Day of the Week



Geographic Location

Map shows the hot spots for 2018



1. Calls for Service (CFS) by Time of Day, Geographic Location, Day of the Week, and Call Type Continued

Call Type	2017	2018		Call Type	2017	2018
3SI ACTIVATION	0	1		CONTACT	119	96
911 HANG UP	3823	4544		CONVOY/ESCORT	2	4
ABANDONED VEHICLE	93	68		DEAD PERSON	46	50
ACCIDENTAL INJURY	47	36		DISABLED VEHICLE	518	424
ADULT ABUSE/NEGLECT	14	22		DISTURBANCE	452	422
AIRCRAFT CRASH	0	1		DOMESTIC	871	896
ALARM	1569	1338		DOMESTIC UNFOUNDED	71	66
ALARM - ELECTRONIC BANK	0	2		DROWNING	1	2
ALARM - FIRE	1	2		DRUG CASE	136	112
ALARM - GOVERNMENT	9	9		DRUNK DRIVER	83	76
ALARM - HOLD UP/PANIC	233	185		DRUNK PEDESTRIAN	8	3
ALARM - MISC/MUNICIPALITY	1200	1233		EMBEZZLEMENT/FRAUD	295	307
ALARM - WEATHER RELATED	126	110		ENVIRONMENTAL CRIME	7	1
ANIMAL CALL	190	207		EXPLOSION / FIRE BOMBING	1	0
ARMED	0	1		FAIL TO REDELIVER HIRED VEHICLE	2	0
ASSAULT	129	89		FELONY	50	63
ASSAULT - DOMESTIC RELATED	113	74		FIGHT	26	35
ASST TO ANOTHER DEPARTMENT	345	330		FIRE	60	46
BEVERAGE VIOLATION	3	1		FIREWORKS	117	92
BOMB THREAT	0	1		FORGERY/COUNTERFEIT	12	14
BURGLARY - BUSINESS	16	6		GAMBLING	0	1
BURGLARY - CONSTRUCTION	5	5		GRAFFITI	58	31
BURGLARY - RESIDENCE	93	54		HIT & RUN W/INJURIES	12	6
BURGLARY - VEHICLE	393	358		HIT & RUN W/UNK INJURIES	4	0
BUSINESS / RESIDENCE CHECK	45611	43168		HIT AND RUN	231	233
CHILD ABUSE	263	225		HOMICIDE - VEHICLE HOMICIDE	6	4
CHILD MOLESTATION	2	3		INFORMATION	466	492
CIVIL MATTER	430	397		JUVENILE TROUBLE	378	327
COMMUNITY/SECTOR ACTION PLAN	1	0		KIDNAPPING/FALSE IMPRISONMENT	1	2
COMPUTER CRIMES	6	2		LABOR TROUBLE	1	0
CONDUCT INVESTIGATION	881	939		LEWD OR LASCIVIOUS ACTS	15	20

1. Calls for Service (CFS) by Time of Day, Geographic Location, Day of the Week, and Call Type Continued

Call Type	2017	2018		Call Type	2017	2018
LOST/FOUND PROPERTY	457	373		ROBBERY - PERSON	12	17
MAN DOWN/SICK PERSON	265	291		ROBBERY - RESIDENCE	1	0
MENTALLY DISTURBED PERSON	148	151		ROBBERY - VEHICLE	3	0
MISDEMEANOR	83	63		SCHOOL POST	387	706
MISSING PERSON	105	81		SERVING CIVIL PROCESS	1381	309
MISSING PERSON - ALZHEIMERS	7	6		SERVING WARRANT	163	145
MISSING PERSON - RECOVERY	25	36		SEXUAL ASSAULT	17	22
MOBILE EYES	60	67		SHOOTING	8	3
MOTOR VEH CRASH	1357	1241		SHOPLIFTING	348	192
MOTOR VEHICLE CRASH - DEPT VEH	30	10		SICK PERSON - OVERDOSE	59	25
MOTOR VEHICLE CRASH - UNK INJURIES	97	118		SPECIAL DETAIL	2180	2380
MOTOR VEHICLE CRASH - W/INJURIES	185	167		STALKING	13	2
MURDER	2	0		STOLEN TAG	52	35
NEIGHBOR TROUBLE	147	157		STOLEN VEHICLE	154	107
NO RESPONSE ALARM	0	27		STOLEN VEHICLE RECOVERY	25	16
NOISE	406	426		SUICIDE	1	1
OBSCENE/HARASSING CALLS	71	43		SUICIDE ATTEMPT	42	34
OPEN DOOR	115	76		SURVEILLANCE	132	273
POLICE SERVICE CALL	1630	1510		SUSPICIOUS INCIDENT	380	430
PRESCRIPTION CASE	3	3		SUSPICIOUS PERSON	1031	757
PRISONER TRANSPORT	342	489		SUSPICIOUS VEHICLE	896	769
PRIVATE PROPERTY IMPOUND	0	2		THEFT OF AUTO PARTS	1	9
PROBLEM SOLVING - DRUGS	5	0		THEFT/LARCENY	276	246
PROBLEM SOLVING - JUVENILE	0	1		TRESPASSING	267	183
PROBLEM SOLVING - MISC	0	1		UNWANTED GUEST	114	103
PROBLEM SOLVING - RES BURGLARY	0	1		VANDALISM	135	118
PROBLEM SOLVING - TRAFFIC	346	326		VEHICLE STOP	16236	16134
PROWLER/PEEPING TOM	1	0		VERBAL THREATS	48	46
RECKLESS DRIVER	64	51		VIOLATION PICK-UP (IHA/WR)	1	3
RES/EMPLOYMNT CHECK (IHA/WR)	230	217		WELFARE CHECK	376	426
ROBBERY - BUSINESS	7	2		Grand Total	90619	86705

Shooting changed from 5 to 3 and Suspicious Incident from 428 to 530. Shooting is a crime where a person shoots at another person or in the case of a drive-by or similar, where they Shoot at vehicles, into buildings, etc. This does not include suicides, accidental discharges, shots fired (not at a person), stray rounds (such as New Year's Eve) or an accidental shooting.

2. Reported Cases, Criminal and Non-Criminal, by Category

Crimes Against Persons

Description	2017	2018
ADULT ABUSE/NEGLECT	8	15
ASSAULT	95	74
ASSAULT - DOMESTIC RELATED	108	68
CHILD ABUSE	162	146
CHILD MOLESTATION	2	2
COMPUTER CRIMES	4	2
FIGHT	1	3
KIDNAPPING/FALSE IMPRISONMENT	1	2
LEWD OR LASCIVIOUS ACTS	9	16
MURDER	1	
OBSCENE/HARASSING CALLS	30	19
ROBBERY - BUSINESS	7	2
ROBBERY - PERSON	12	15
ROBBERY - RESIDENCE	1	
ROBBERY - VEHICLE	3	
SEXUAL ASSAULT	11	19
SHOOTING	3	3
STALKING	5	2
VERBAL THREATS	23	20
Total	486	408

Crimes Against Property

Description	2017	2018
BURGLARY - BUSINESS	15	4
BURGLARY - CONSTRUCTION	4	4
BURGLARY - RESIDENCE	64	36
BURGLARY - VEHICLE	337	305
EMBEZZLEMENT/FRAUD	219	231
FIRE	18	20
FORGERY/COUNTERFEIT	10	14
GRAFFITI	8	6
SHOPLIFTING	308	169
STOLEN TAG	37	28
STOLEN VEHICLE	113	80
STOLEN VEHICLE RECOVERY	8	2
THEFT OF AUTO PARTS	1	9
THEFT/LARCENY	200	196
VANDALISM	103	94
Total	1445	1198

Reported Cases are case numbers generated for actual crimes.

2. Reported Cases, Criminal and Non-Criminal, by Category Continued

Crimes Against the State

Description	2017	2018
ARMED	0	1
BEVERAGE VIOLATION	3	1
BOMB THREAT	0	1
DRUG CASE	129	110
ENVIRONMENTAL CRIME	1	0
FELONY	39	59
MISDEMEANOR	75	60
PRESCRIPTION CASE	0	1
SERVING WARRANT	83	70
SHOTS FIRED IN AREA	3	1
SUICIDE	1	1
Total	334	305

Traffic Related

Description	2017	2018
DISABLED VEHICLE	7	5
DRUNK DRIVER	82	71
HIT & RUN W/INJURIES	7	6
HIT & RUN W/UNK INJURIES	3	0
HIT AND RUN	160	127
HOMICIDE - VEHICLE HOMICIDE	6	4
MOBILE EYES	3	2
MOTOR VEH CRASH	1096	958
MOTOR VEHICLE CRASH - DEPT VEH	30	10
MOTOR VEHICLE CRASH - UNK INJURIES	56	72
MOTOR VEHICLE CRASH - WITH INJURIES	165	151
RECKLESS DRIVER	2	1
VEHICLE STOP	36	36
Total	1653	1443

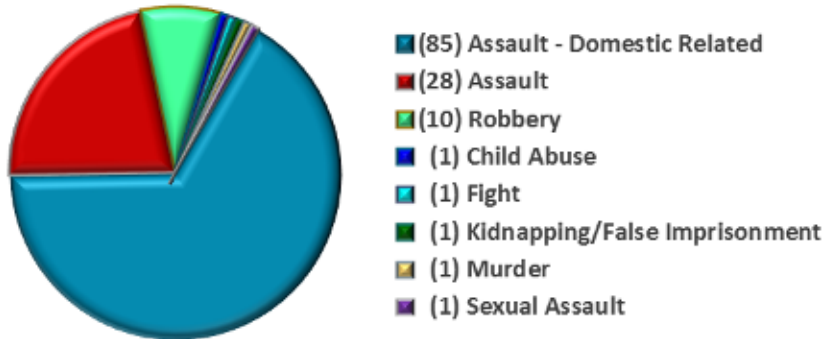
2. Reported Cases, Criminal and Non-Criminal, by Category Continued

Non Crime – Public Service Related

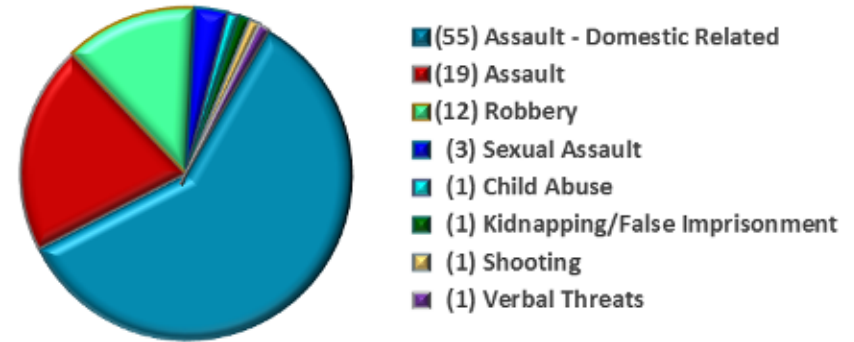
Description	2017	2018		Description	2017	2018
911 HANG UP	1	0		MENTALLY DISTURBED PERSON	144	144
ABANDONED VEHICLE	13	10		MISSING PERSON	56	48
ACCIDENTAL INJURY	25	14		MISSING PERSON - ALZHEIMERS	3	3
ALARM	1680	1416		MISSING PERSON - RECOVERY	6	4
ANIMAL CALL	15	25		NEIGHBOR TROUBLE	30	37
ASST TO ANOTHER DEPARTMENT	56	68		NOISE	3	4
BUSINESS / RESIDENCE CHECK	3	5		OPEN DOOR	11	15
CIVIL MATTER	135	128		POLICE SERVICE CALL	43	43
CONTACT	1	0		SERVING CIVIL PROCESS	2	7
DEAD PERSON	42	46		SICK PERSON - OVERDOSE	53	20
DISTURBANCE	51	46		SUICIDE ATTEMPT	26	22
DOMESTIC	578	582		SUSPICIOUS INCIDENT	142	197
DOMESTIC UNFOUNDED	4	7		SUSPICIOUS PERSON	16	12
DROWNING	1	1		SUSPICIOUS VEHICLE	11	11
DRUNK PEDESTRIAN	0	1		TRESPASSING	181	132
INFORMATION	407	436		UNWANTED GUEST	5	6
JUVENILE TROUBLE	30	21		WELFARE CHECK	12	18
LOST/FOUND PROPERTY	365	281		Total	4176	3835
MAN DOWN/SICK PERSON	25	25				

3. Number and Types of Arrests

District 8 - Village of Wellington
2017 Person Crime Arrests (128)



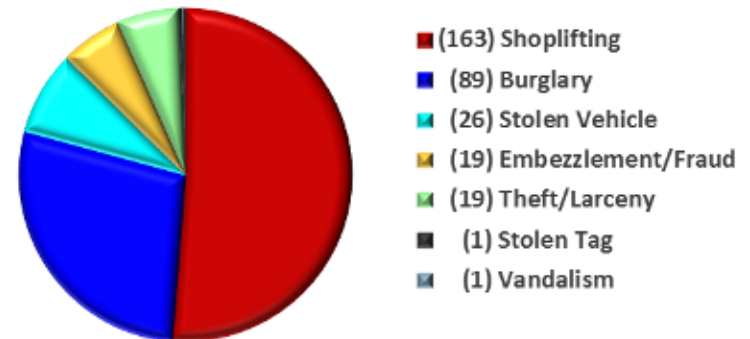
District 8 - Village of Wellington
2018 Person Crime Arrests (93)



District 8 - Village of Wellington
2017 Property Crime Arrests (474)



District 8 - Village of Wellington
2018 Property Crime Arrests (318)

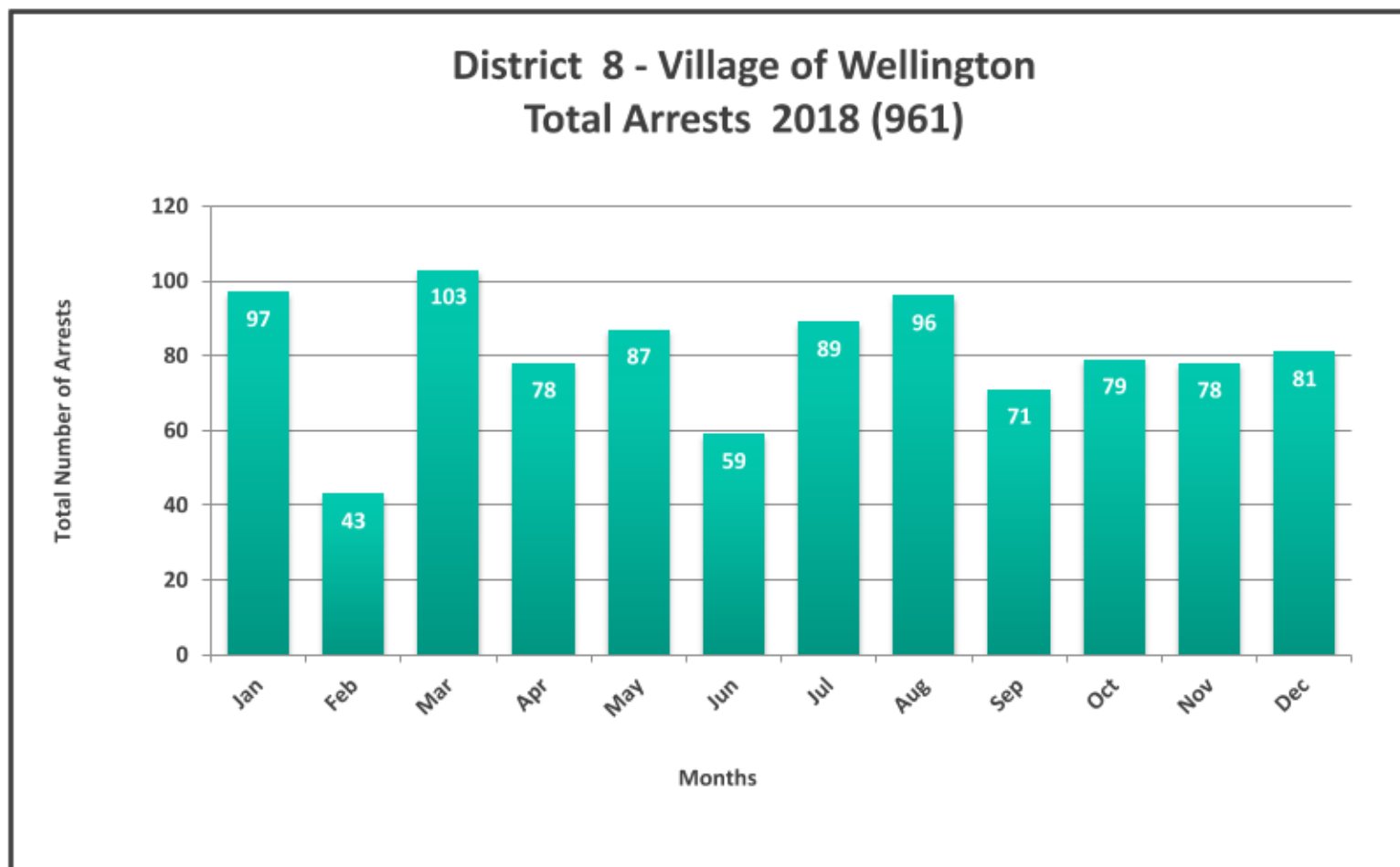


Arrest statistics extracted from PBSO Information Technology report OFFMRAD8.

3. Number and Types of Arrests Continued

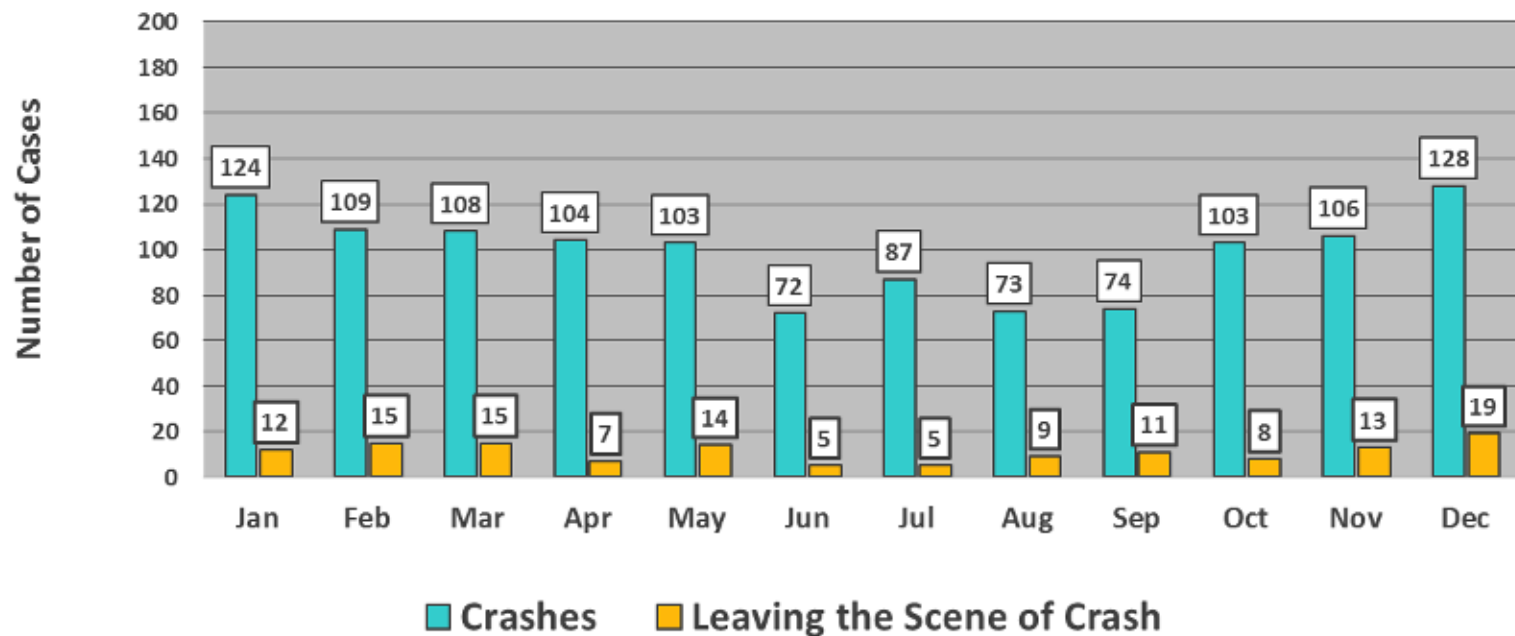
Description	2017	2018		Description	2017	2018
ALARM	1	4		LOST/FOUND PROPERTY	0	3
ANIMAL CALL	0	1		MISDEMEANOR	71	72
ARMED	0	1		MISSING PERSON	4	2
ASSAULT	28	19		MOBILE EYES	2	0
ASSAULT - DOMESTIC RELATED	85	55		MOTOR VEH CRASH	1	13
ASST TO ANOTHER DEPARTMENT	2	0		MOTOR VEHICLE CRASH – W/INJURIES	0	2
BEVERAGE VIOLATION	4	1		MURDER	1	0
BURGLARY - BUSINESS	4	0		NEIGHBOR TROUBLE	0	1
BURGLARY - RESIDENCE	18	21		ROBBERY - BUSINESS	1	1
BURGLARY - VEHICLE	79	68		ROBBERY - PERSON	8	11
CHILD ABUSE	1	1		ROBBERY - VEHICLE	1	0
CIVIL MATTER	2	0		SERVING WARRANT	104	83
CONDUCT INVESTIGATION	4	0		SEXUAL ASSAULT	1	3
DISTURBANCE	3	2		SHOOTING	0	1
DOMESTIC	25	15		SHOPLIFTING	291	163
DRUG CASE	150	117		SPECIAL DETAIL	0	1
DRUNK DRIVER	79	72		STOLEN TAG	1	1
EMBEZZLEMENT/FRAUD	14	19		STOLEN VEHICLE	28	26
FELONY	97	119		STOLEN VEHICLE RECOVERY	3	0
FIGHT	1	0		SUSPICIOUS INCIDENT	1	0
FIRE	4	0		SUSPICIOUS PERSON	1	1
FORGERY/COUNTERFEIT	2	0		SUSPICIOUS VEHICLE	1	1
HIT AND RUN	0	1		THEFT/LARCENY	26	19
HOMICIDE - VEHICLE HOMICIDE	0	1		TRESPASSING	22	14
IN PURSUIT	5	0		UNWANTED GUEST	1	0
INFORMATION	2	2		VANDALISM	4	1
INFORMATION	2	2		VEHICLE STOP	22	19
JUVENILE TROUBLE	0	2		VERBAL THREATS	0	1
KIDNAPPING/FALSE IMPRISONMENT	1	1		Total	1206	961

3. Number and Types of Arrests Continued

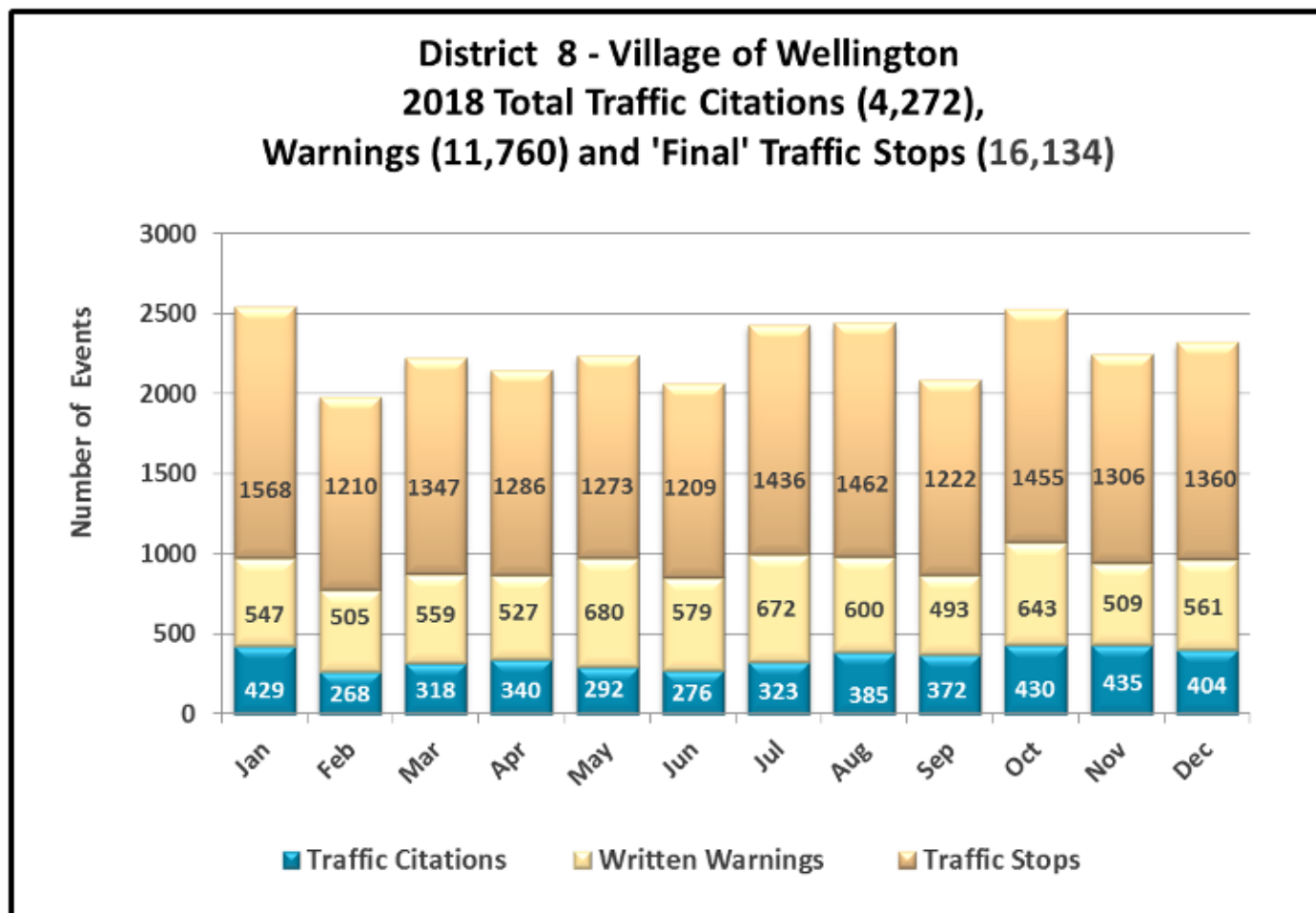


4. Traffic Crashes

PBSO District 8 - Village of Wellington
2018 Total Crashes (1191) and Leaving the Scene of a Crash (133) by Month



5. Traffic Citations, Warnings and Traffic Stops



5. Traffic Citations, Warnings and Traffic Stops Continued

District 8 - Village of Wellington
2017 Traffic Stats



■ (3,708) Citations
■ (5,490) Written Warnings
■ (5,653) Verbal Warnings

District 8 - Village of Wellington
2018 Traffic Stats



■ (4,272) Citations
■ (6,875) Written Warnings
■ (4,885) Verbal Warnings

2018 Citations	15.21% higher	(4,272)	than 2017 (3,708).
2018 Written Warnings	25.23% higher	(6,875)	than 2017 (5,490).
2018 Verbal Warnings	13.59% lower	(4,885)	than 2017 (5653).

6. Commercial Vehicle Enforcement

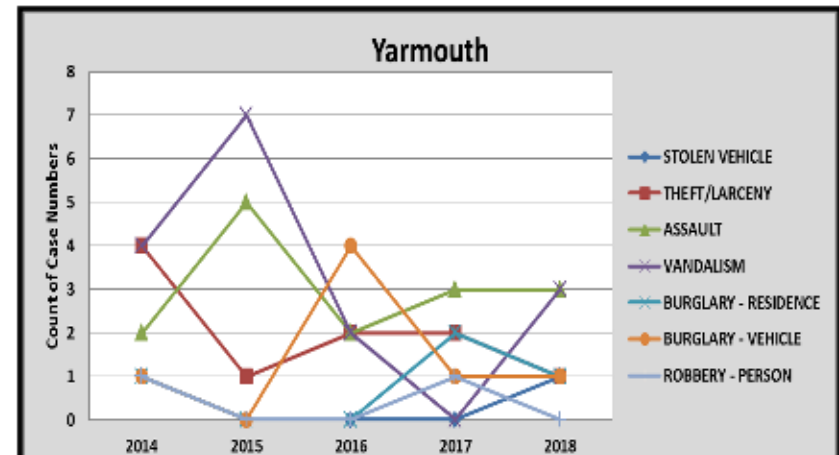
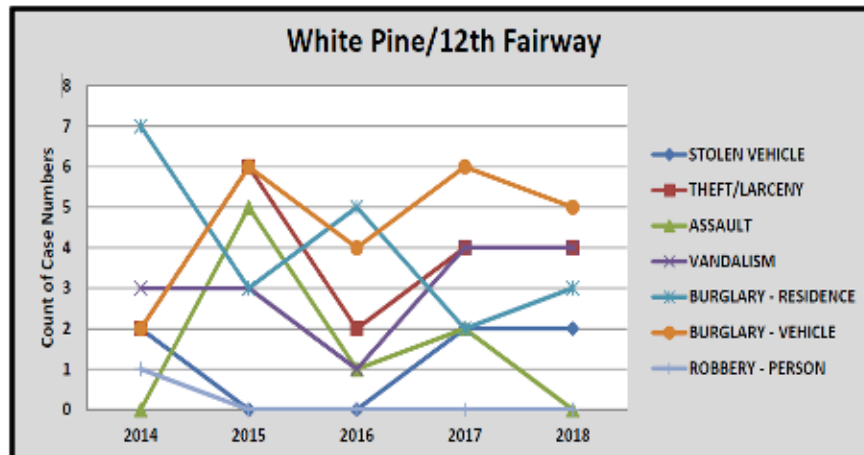
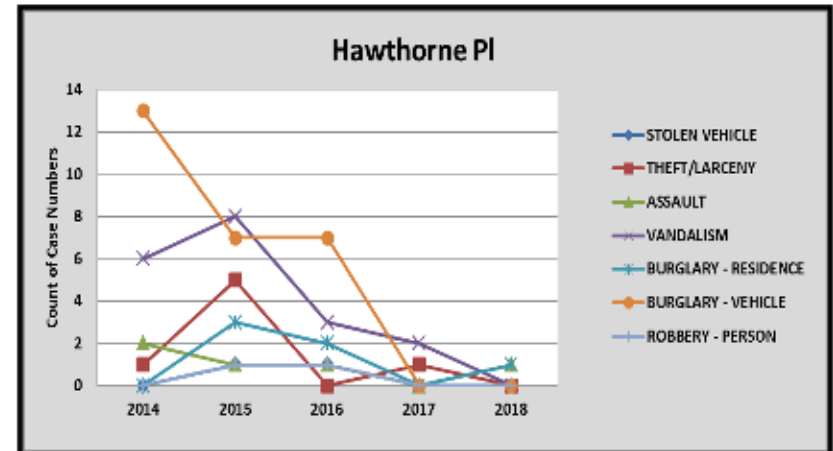
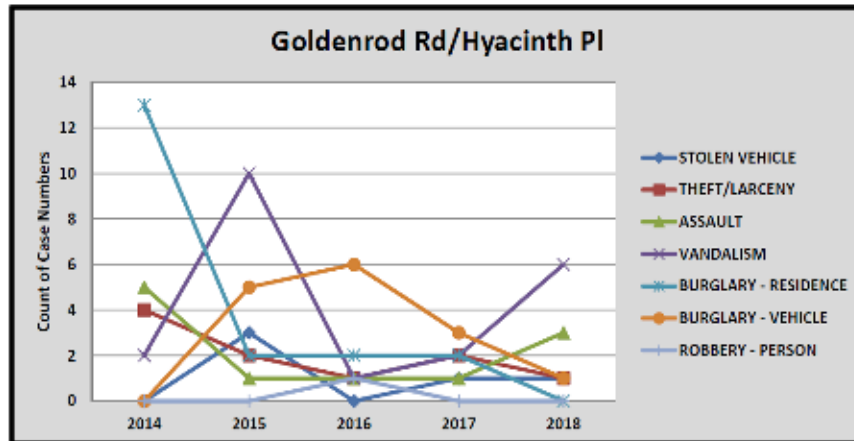
- **2018 Commercial Vehicle Enforcement:**

- Ensures commercial vehicle compliance with Village permits and ordinances.
- Monitors the movement of hazardous materials along the roadways.
- Removes hazardous vehicles from the roadway before an accident or injury occurs.
- Makes drivers more attentive to maintaining their vehicles in proper working condition.

- **2018 Accomplishments:**

District-8 Village of Wellington Commercial Motor Vehicle (CMV) Year-to-Date (YTD) Report: 2018														
Month	Vehicles			Vehicle Type				Out-of-Service		Warnings		Citations		Arrests
	Stopped	Inspected	Post Crash Inspection	Weight Case	Other	HazMat	Manure	Driver	Vehicle	Verbal	Written	DOT	State	
Total	846	845	1	5	703	66	76	17	97	449	1,915	21	52	1

7. Community Policing Sites



Graphs prepared by CAU.

8. Internal Affairs Complaints

During 2018, the PBSO Internal Affairs Division investigated 42 complaints:

- 3 Incident Reviews (IR) with dispositions of:
 - 1 Deputy Termination.
 - 1 No Discipline.
- 3 Court Appearance Requirement (CAR) Incidents with dispositions of:
 - 3 Verbal Reprimands.
- 25 Disciplinary Review Request (DRR) Investigations with dispositions of:
 - 8 Written Reprimand.
 - 10 Verbal Counseling.
 - 7 Training Counseling.
- 11 Personnel Complaints (PC) Investigations with dispositions of:
 - 1 Written Reprimand.
 - 32 combined hours of Suspensions.
 - 9 No Discipline.

9. Law Enforcement Trust Fund (LETF)

Property Awarded:

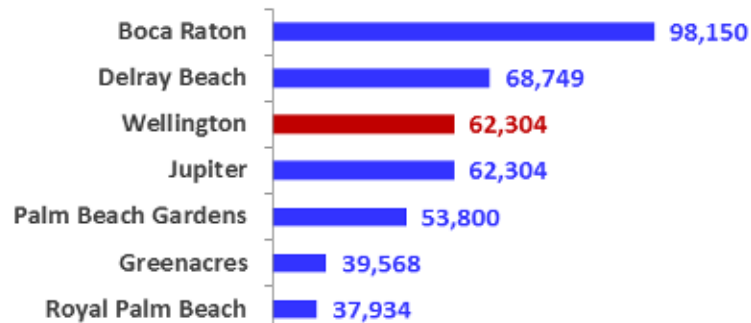
State: No distribution made during 2018.

Total Deposited to LETF: None

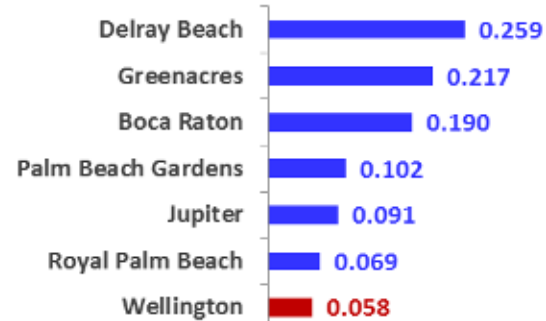
Prepared by Captain Andrew Cavanagh

10. Statistical Comparisons – to Similar Situated Communities

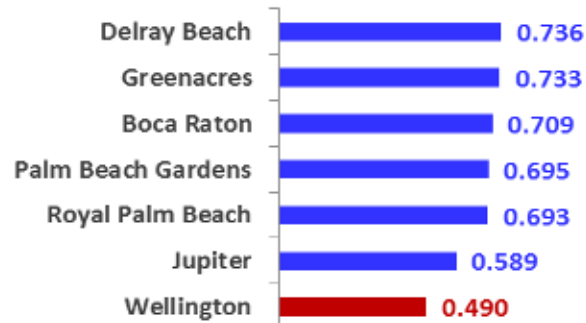
Population



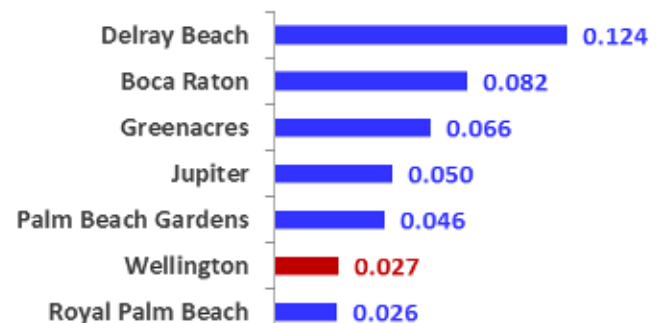
Residential Burglaries Per 100 Residents



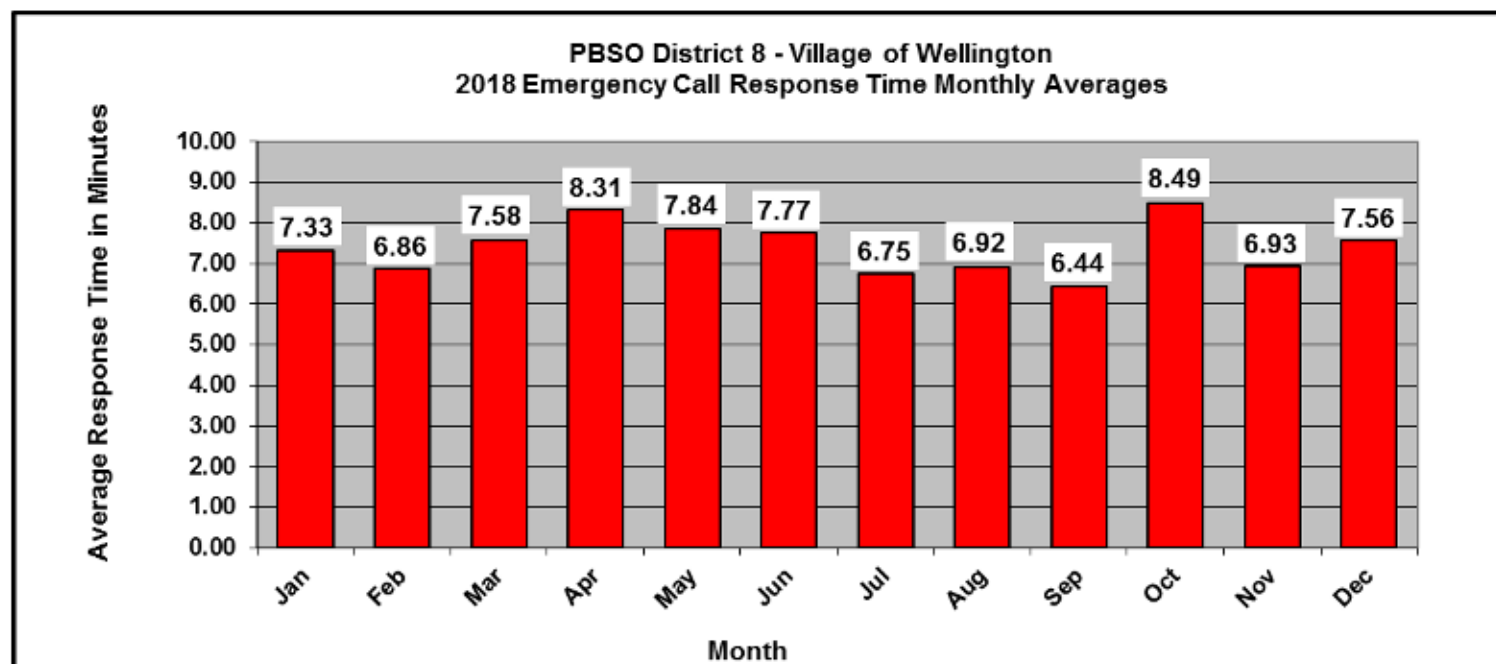
Vehicle Burglaries Per 100 Residents



Robberies Per 100 Residents



11. Response Times to Emergency Calls



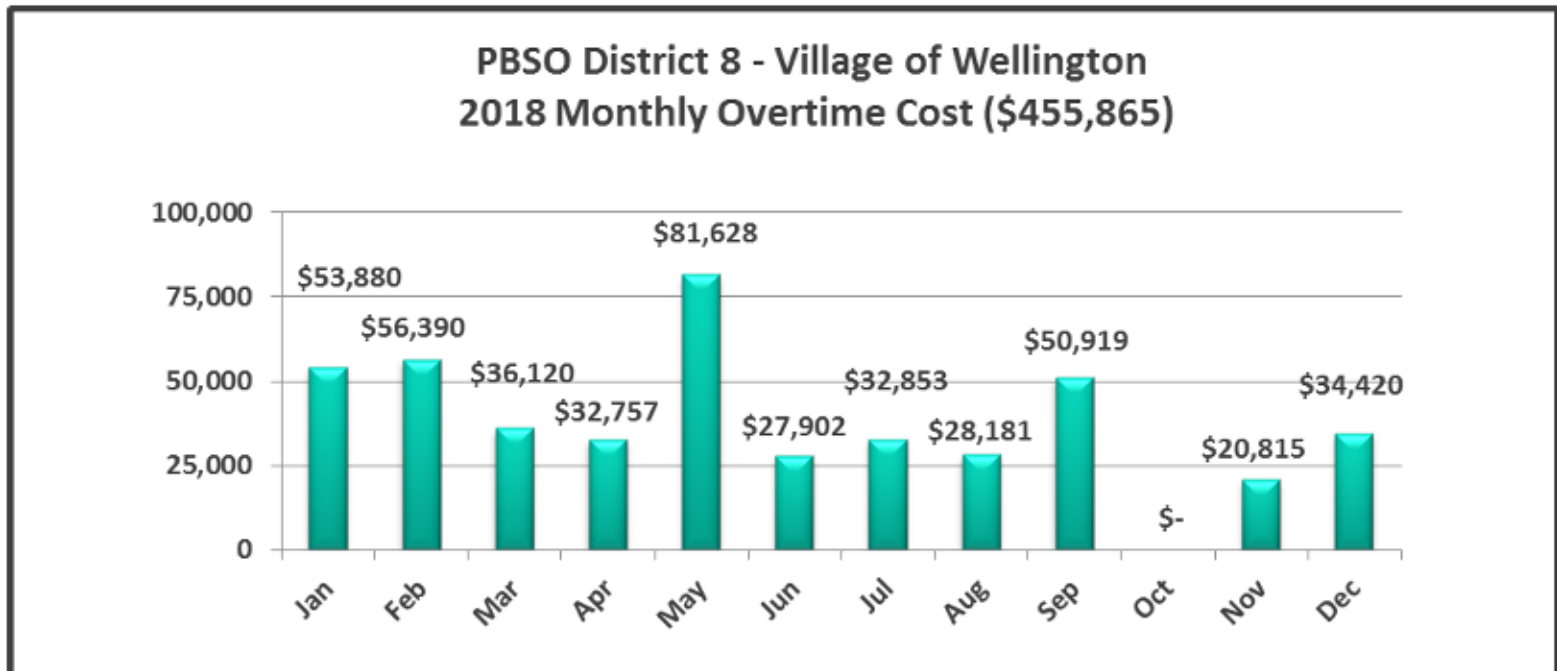
Response Times for Priority 1 (Emergency) Calls were generated by the Crime View Desktop Application.

Priority 1 Calls include, but are not limited to, crimes that are in-progress, have just occurred or require immediate response.

12. Action Plans, Operations and Special Initiatives

- **Annual Holiday Action Plan:**
 - Implemented a “Holiday Action Plan” for the 2018-2019 holiday shopping season, November 22nd, 2018 (Thanksgiving night) through December 26th, 2018. The focus of the plan was to prevent robberies, thefts, auto thefts, vehicle burglaries, and retail theft at the Mall at Wellington Green. The mall is Wellington’s premier shopping venue and safety is of paramount importance to PBSO.
- **Operations:**
 - During 2018, District personnel participated in a variety of suppression operations, targeting various criminal activities (Robbery, Burglary, Vehicle Thefts, Speeding, DUI, underage liquor sales, etc.). These operations were, in no specific order; Operation Safe School Zones, Operation Spring Cleanup, Operation Vigilance and Operation Wild Stallion #2.
- **Community Policing (CP):**
 - During 2018, District personnel participated in a variety of community oriented public service activities.
 - ❖ First Responder Child Safety Event.
 - ❖ Binks Forest Elementary Career Day.
 - ❖ Memorial Day Parade.
 - ❖ Focus on Autism.
 - ❖ Pierson Park July 4th Event.
 - ❖ LEO Field Day with Boys & Girls Club.
 - ❖ Summer Camp “Bullying” training & discussions.
 - ❖ Civics 101 Discussion.
 - ❖ National Night Out.
 - ❖ Homecoming Parade.
 - ❖ Fall Festival.
 - ❖ Hometown Food Drive.
 - ❖ Veteran’s Day Parade.
 - ❖ Thanksgiving food distribution.
 - ❖ Jingle Bell Run & Toy Collection/Distribution.
 - ❖ Shop With A Cop.
 - ❖ Palms West Hospital Holiday Gifts with Santa.

13. Monthly Overtime Report



September 2018 overtime reflects adjustments made to fiscal year end.

14. 2019 Law Enforcement Service Plan Objectives

2019 Action Plans

- **Burglary and Theft Crime Goals:**
 - Maintain Burglary and Theft crimes less than 800 cases in 2019.
 - Clear at least 10% of burglaries by arrest.
- **Traffic Safety Goals:**
 - Maintain a crash rate of less than 3.0 crashes per 100 residents in 2019.

Burglary and Theft crimes are the combined total number of 2018 Burglary, Shoplifting and Theft/Larceny cases.

15. Performance Goals - Burglary and Theft

- **Performance Goals:**
 - Maintain Burglary and Theft crimes less than 800 cases in 2019.
 - Clear at least 10% of burglaries by arrest.
- **Result (How did we do on our 2018 LESP Goals ?):**
 - Residential Burglary decreased 43.75% from 2017 (64) versus 2018 (36).
 - Burglary and Theft crimes decreased 23.06% from 2017 (928) to 2018 (714).
 - Surpassed the objective “less than 800 cases” by 10.75% (86 cases).
 - Of the 349 burglaries in 2018, 25.50% were cleared by arrest (89).
 - Surpassed the objective “clear at least 10%” by arrest.

Note: LESP = Law Enforcement Service Plan

16. Performance Goal - Traffic Issues

- **Performance Goal:**
 - **Maintain a Crash Rate (CR) of less than 3.0 crashes per 100 Village Residents.**
- **Result (How did we do?):**
 - **Traffic Stops decreased less than 1 % from 2017 (16,236) versus 2018 (16,134).**
 - **Crashes decreased 12.72% from 2017 (1,517) versus 2018 (1,324).**
 - **The CR per 100 residents decreased 12.72% from the 2017 CR (2.431) to the 2018 CR (2.125).**
 - **Surpassed the objective “maintain a CR of less than 3.0”.**

Village Residents assumes a Village of Wellington population of 62,393 in 2017 and 62,304 in 2018. For the Crash Rate (CR) calculation, Crashes are the sum of Crashes and Hit & Run cases and excludes Vehicle Homicide cases.